



Highlights

PKR 390,943 million ↑ 1.6%

(PKR 384,539 million in August 2014)

Total assets as at September 2014

PKR 113,368 million ↓ -1.8%

(PKR 115,497 million in August 2014)

Highest assets in the Money market category as at September 2014

11.79 % Return on Aggressive Fixed Income ↑ 0.7times

(6.66% in August 2014)

Highest return for the month of September 2014

PKR 6,208 million ↑ 38 times

(PKR (168) million in August 2014)

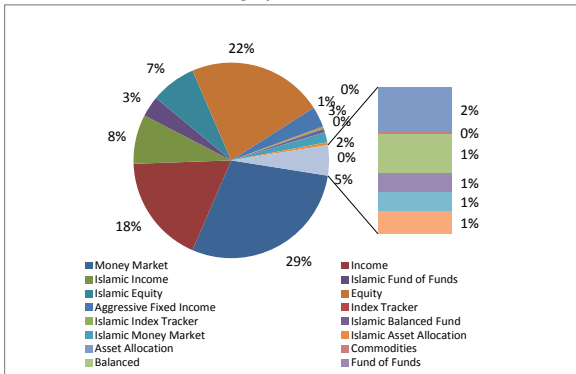
Total Net sales for the period September 2014

Reasons

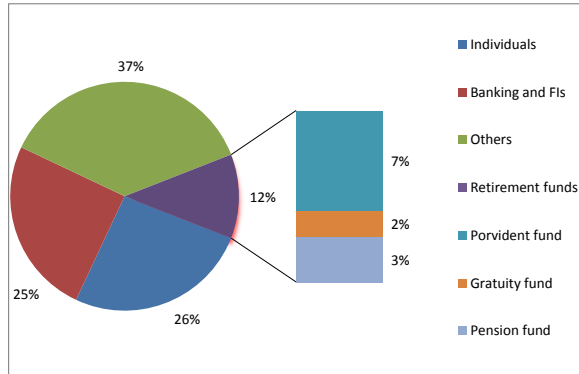
The month showed a handsome recovery as KSE-100 index appreciated by 4.1% ,reaching 29,726 points from 28,567 points.Net foreign investments surged by 47% to USD 53mn from USD 35.9mn in August'14.With the discount rate at 10%, investors gained more confidence which reflected more sales.

Industry Size - Assets under Management

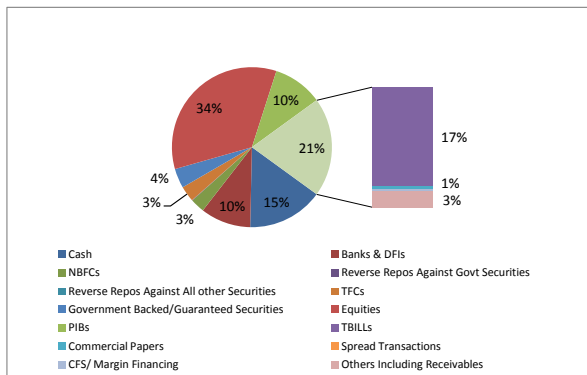
Category wise



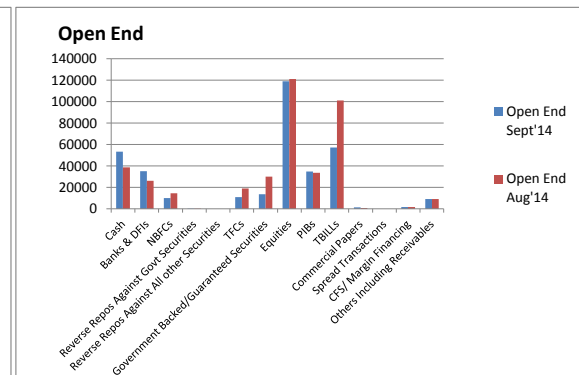
Unit Holder Pattern



Asset Allocation



Open End

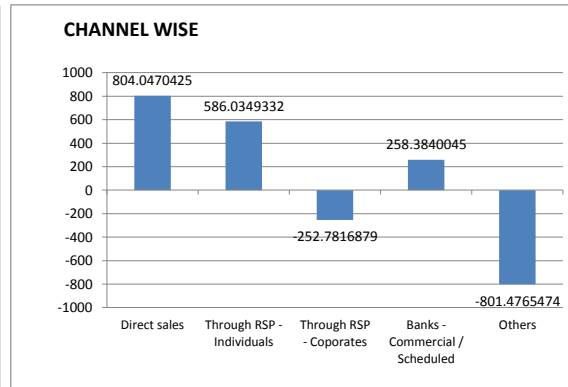
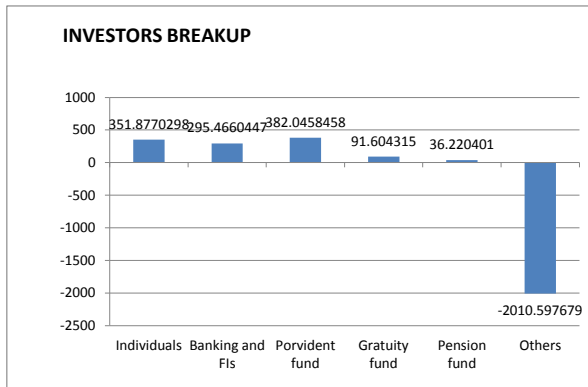


Return (Monthly - %) *

Category	September'14	August'14
Money Market	8.45%	8.42%
Income	10.98%	10.02%
Islamic Income	5.41%	4.80%
Islamic Fund of Funds	3.50%	-3.60%
Islamic Equity	6.17%	-6.06%
Equity	4.13%	-6.09%
Aggressive Fixed Income	11.79%	6.66%
Index Tracker	3.42%	-5.70%
Islamic Index Tracker	3.80%	-5.20%
Islamic Balanced Fund	3.75%	-2.91%
Islamic Money Market	7.02%	6.10%
Islamic Asset Allocation	4.15%	-3.82%
Asset Allocation	2.93%	-2.43%
Commodities	-4.65%	0.69%
Balanced	4.01%	-5.23%
Fund of Funds	4.04%	-5.62%
Islamic Aggressive Fixed Income	10.37%	7.41%
Islamic Capital Protected Fund	2.88%	-3.06%

* Based on weighted average return of industry

Net Sales (PKR Millions)




NOTE:

The information pertaining to sales, redemptions and net sales for the month September 2014 does not reflect the complete industry picture as it does not include data from Al-Meezan, KASB Funds, PICIC, MCB-Arif Habib Savings and Investments Limited, and UBL Funds as the data was not received from them till the date of this publication.



Highlights

PKR 8,911 million  **5 %**
 (PKR 8,454 million in August 2014)
 Total assets as at September 2014

PKR 2,646 million  **9 %**
 (PKR 2,437 million in August 2014)
 Highest assets in the equity sub fund category of funds as at September 2014

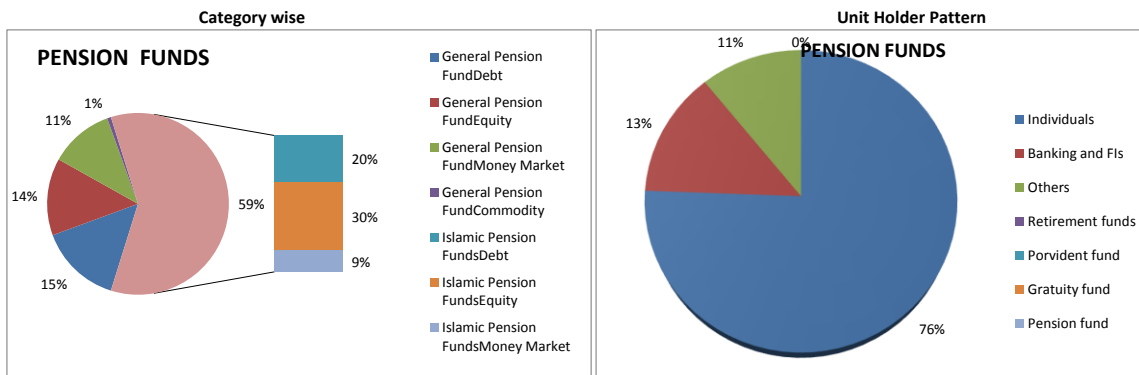
12.35 % Return on Debt Sub Fund  **1 times**
 (8.68% in August 2014)
 Highest return for the month of September 2014

PKR 45 million  **-53%**
 (PKR 95 million in August 2014)
 Total Net sales for the period September 2014

Reasons

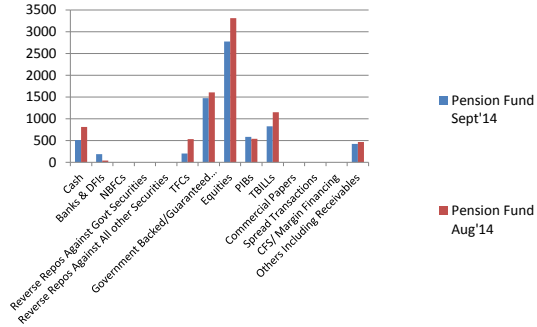
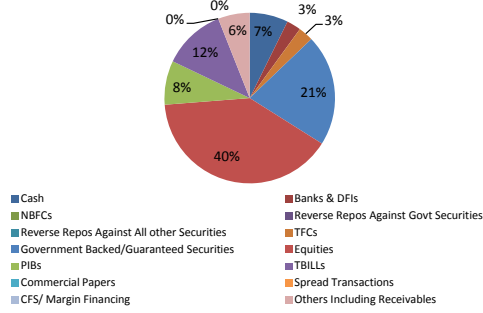
The month showed a handsome recovery as KSE-100 index appreciated by 4.1% ,reaching 29,726 points from 28,567 points.Net foreign investments surged by 47% to USD 53mn from USD 35.9mn in August'14.With the discount rate at 10%, investors gained more confidence which reflected more sales.

Industry Size - Assets under Management



Asset Allocation

Pension Fund Sept'14



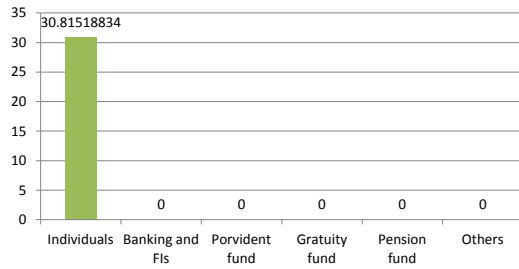
Return (Monthly - %) *

Pension Funds	September'14	August'14
General Pension Fund	24.42%	10.96%
Islamic Pension Fund	14.39%	-1.04%

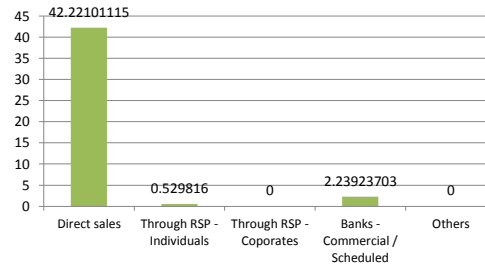
* Based on weighted average return of industry

Net Sales (PKR Millions)

INVESTORS BREAKUP



CHANNEL WISE




NOTE:


The information pertaining to sales, redemptions and net sales for the month September 2014 does not reflect the complete industry picture as it does not include data from Al-Meezan, KASB Funds, PICIC, MCB-Arif Habib Savings and Investments Limited, and UBL Funds as the data was not received from them till the date of this publication.



Highlights

PKR 18,584 million  -7%
 (PKR 19,971 million in August 2014)
 Total assets as at August 2014

PKR 17,430 million  -7%
 (PKR 18,826 million in August 2014)
 Highest assets in the equity category of funds as at August 2014

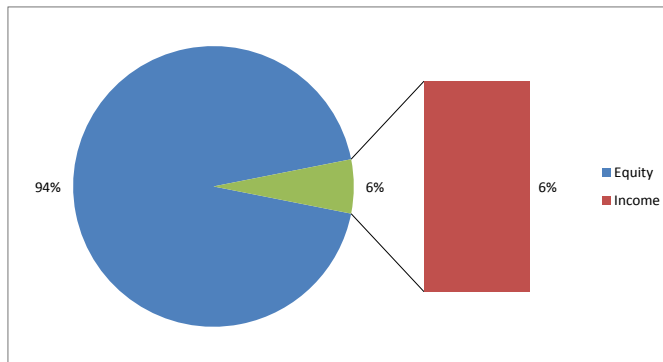
7.43 % Return on Income  0.4 times
 (12.47% in August 2014)
 Highest return for the month of August 2014

Reasons

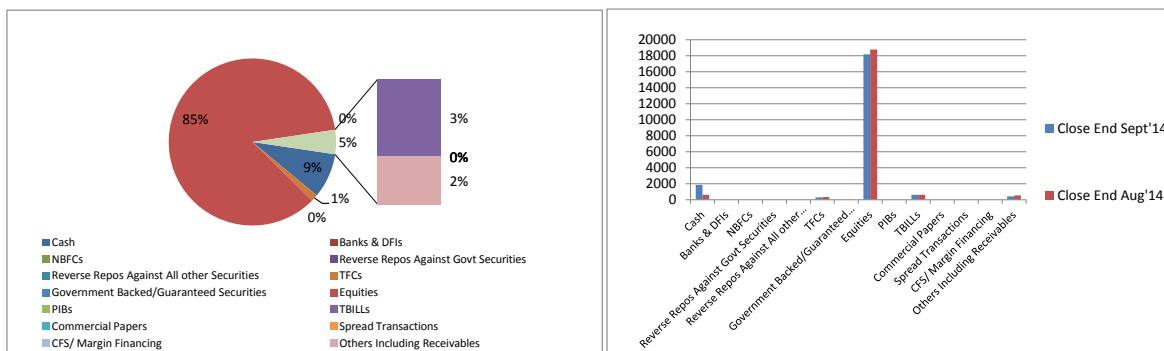
This picture doesn't reflect a good sign for the closed end funds. Confidence of investors is shaking with the passage of time.

Industry Size - Assets under Management

Category wise



Asset Allocation



Return (Monthly - %) *

Category	September'14	August'14
Equities	7.43%	12.47%

Equity	2.74%	-7.89%
Income	7.43%	12.47%

*** Based on weighted average return of industry**

NOTE:

The information pertaining to sales, redemptions and net sales for the month September 2014 does not reflect the complete industry picture as it does not include data from Al-Meezan, KASB Funds, PICIC, MCB-Arif Habib Savings and Investments Limited, and UBL Funds as the data was not received from them till the date of this publication.