



Highlights

PKR 612,222 million

Total assets as at February 2020

PKR 172,716 million

Highest assets in the Money Market category as at February 2020

12.46 % Return on Money Market

Highest return for the month of February 2020

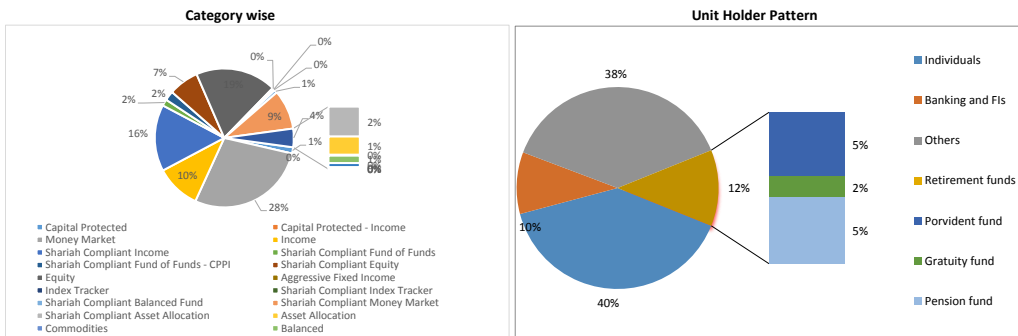
PKR 34,863 million

Total Net sales for the month of February 2020

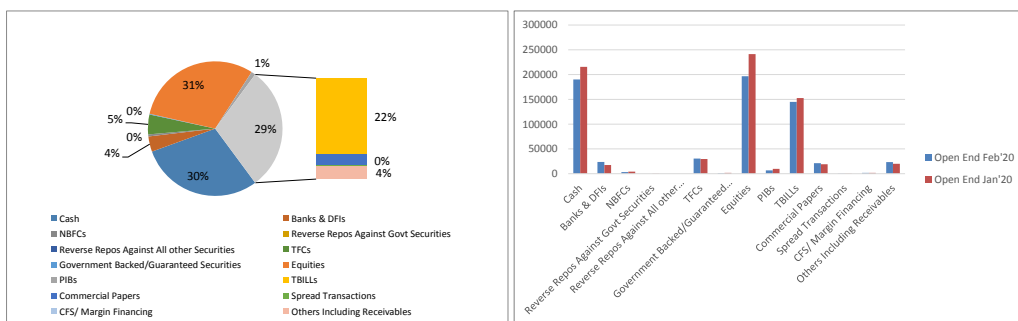
Overview

During February, the stock market came under severe selling pressure; initially sparked by the fears of new taxation measures and expected hike in utility prices as demanded by the IMF under the bailout package; and later on, fuelled by concerns on spread of Coronavirus as the country reported first two cases of the pandemic. The sell-off at the local bourse coincided with the rout in global equities and commodity markets, notably oil due to mounting risks to the global economy emanating from the supply disruption and weakening consumer demand & tourism. The benchmark KSE 100 Index slumped by a hefty 3,647 points (8.8%) on a month-on-month basis. In the wake of the Coronavirus induced sell-off at the local bourse, investors looked past several positive developments for the country, and the stock market.

Industry Size - Assets under Management



Asset Allocation

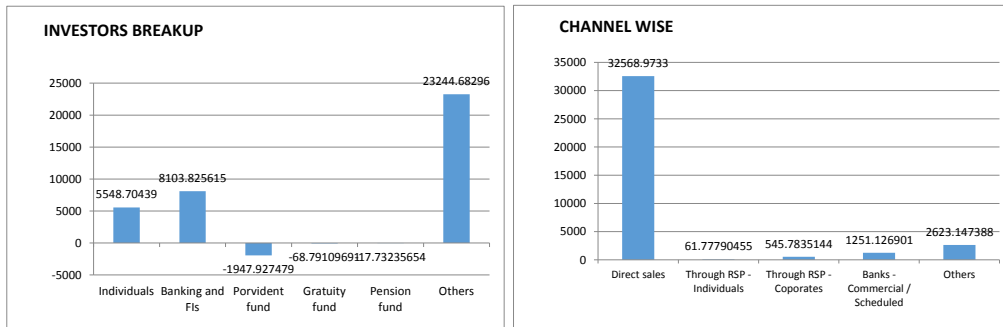


Return (Monthly - %) *

Category	February'20	January'20
Money Market	12.46%	12.81%
Income	11.87%	11.59%
Equity	-0.46%	11.59%
Capital Protected	0.83%	1.05%
Capital Protected - Income	0.00%	10.61%
Fund of Funds - CPPI	0.92%	1.40%
Aggressive Fixed Income	12.04%	11.37%
Balanced	-5.78%	2.05%
Asset Allocation	-4.24%	1.80%
Fund of Funds	-3.17%	1.49%
Index Tracker	0.00%	0.00%
Shariah Compliant Money Market	11.76%	12.36%
Shariah Compliant Income	12.04%	11.93%
Shariah Compliant Equity	-8.19%	2.84%
Shariah Compliant Capital Protected Fui	-3.55%	1.81%
Shariah Compliant Fund of Funds - CPPI	-2.65%	0.96%
Shariah Compliant Aggressive Fixed Incc	11.27%	11.74%
Shariah Compliant Balanced Fund	-4.73%	1.33%
Shariah Compliant Asset Allocation	-6.94%	1.45%
Shariah Compliant Fund of Funds	-4.58%	1.40%
Shariah Compliant Index Tracker	-11.27%	1.34%
Shariah Compliant Commodities	2.09%	4.34%

* Based on weighted average return of industry

Net Sales (PKR Millions)



NOTE:

The information pertaining to this MFS for the month of February 2020 does not reflect the complete industry picture as it does not include data from AKDIML and UBL Fund Managers as the data was not received from them till the date of this publication. Please note that the figures of investors breakup and channel wise breakup may vary due to different reporting mechanism by channels to AMC.



Highlights

PKR 23,480 million

Total assets as at February 2020

PKR 6,731 million

Highest assets in the Shariah Equity sub fund category of funds as at February 2020

14.28 % Return on Commodity sub fund

Highest return for the month of February 2020

PKR 268 million

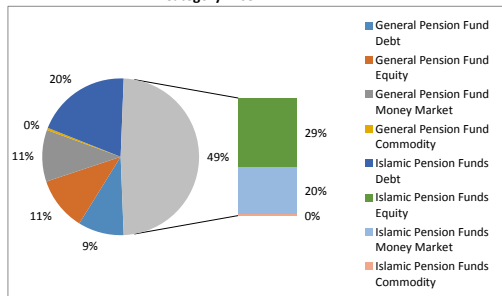
Total Net sales for the month of February 2020

Overview

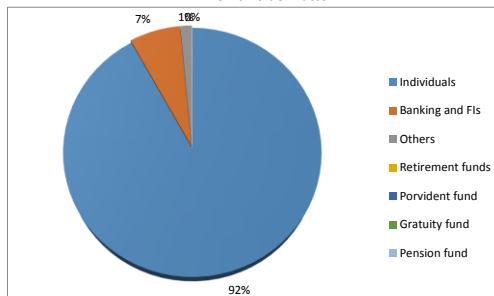
During February, the stock market came under severe selling pressure; initially sparked by the fears of new taxation measures and expected hike in utility prices as demanded by the IMF under the bailout package; and later on, fuelled by concerns on spread of Coronavirus as the country reported first two cases of the pandemic. The sell-off at the local bourse coincided with the rout in global equities and commodity markets, notably oil due to mounting risks to the global economy emanating from the supply disruption and weakening consumer demand & tourism. The benchmark KSE 100 Index slumped by a hefty 3,647 points (8.8%) on a month-on-month basis. In the wake of the Coronavirus induced sell-off at the local bourse, investors looked past several positive developments for the country, and the stock market.

Industry Size - Assets under Management

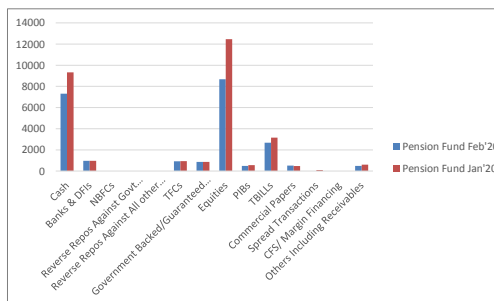
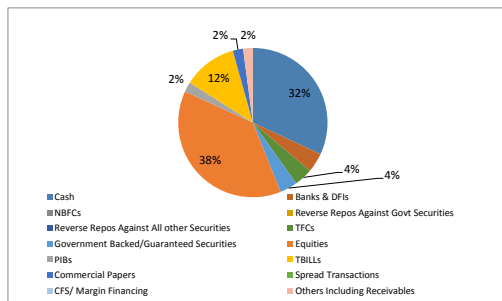
Category wise



Unit Holder Pattern



Asset Allocation

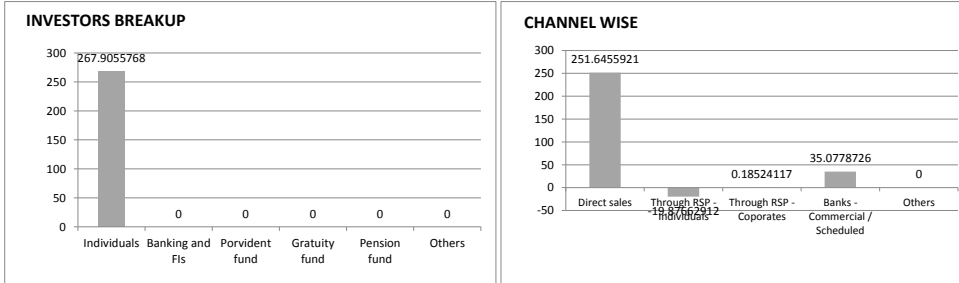


Return (Monthly - %) *

Pension Funds	February'20	January'20
General Pension Fund	29.94%	37.98%
Islamic Pension Fund	14.43%	27.87%

* Based on weighted average return of industry

Net Sales (PKR Millions)



NOTE:

The information pertaining to this MFS for the month of February 2020 does not reflect the complete industry picture as it does not include data from AKDIML and UBL Fund Managers as the data was not received from them till the date of this publication. Please note that the figures of investors breakup and channel wise breakup may vary due to different reporting mechanism by channels to AMC.