

Highlights

PKR 640,339 million

Total assets as at March 2020

PKR 210,417 million

Highest assets in the Money Market category as at March 2020

33.90 % Return on Capital Protected - Income

Highest return for the month of March 2020

PKR 9,062 million

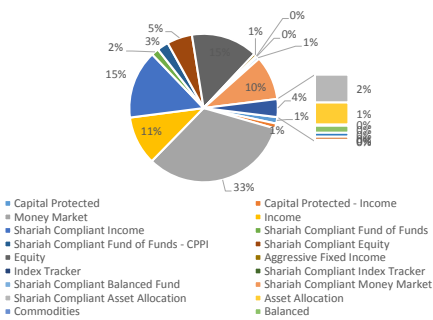
Total Net sales for the month of March 2020

Overview

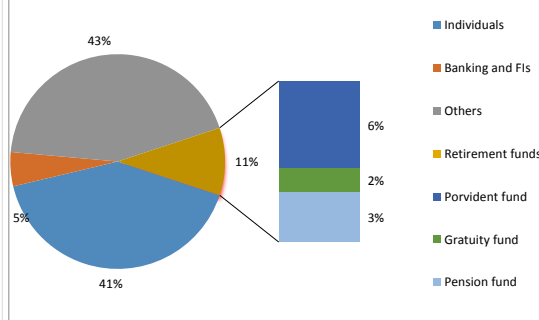
March turned out to be an extremely tough month for equity investors as panic driven by the spread of highly contagious Coronavirus (Covid-19) fuelled indiscriminate selling at the local bourse with the benchmark KSE 100 Index falling by a massive 8,754 points (23%) on a month-on-month basis. This dismal performance of the stock market coincided with the rout in global equities and collapse in global oil prices due to weakening demand for the fossil fuel and breakdown in supply arrangement among the OPEC+ members. Just to recall, the market decline by a hefty 3,647 points (8.8%) during February 2020.

Industry Size - Assets under Management

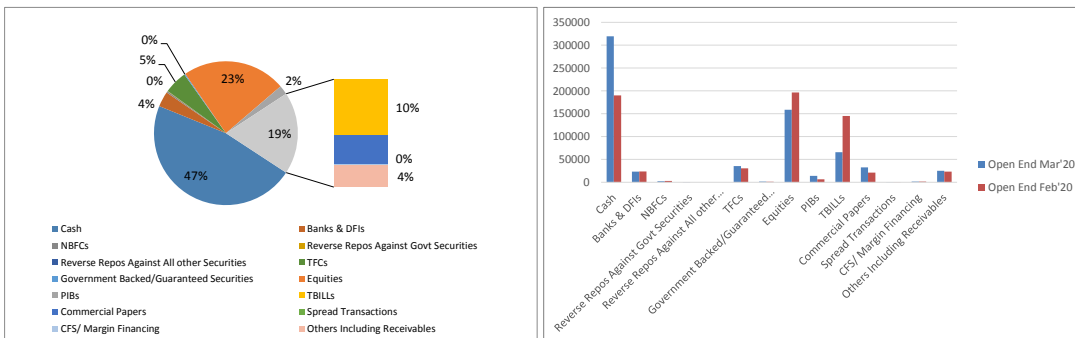
Category wise



Unit Holder Pattern



Asset Allocation

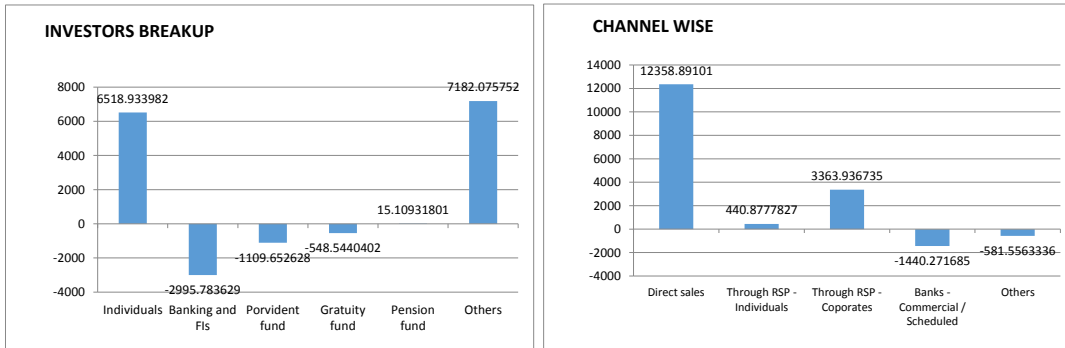


Return (Monthly - %) *

Category	March'20	February'20
Money Market	13.77%	12.46%
Income	22.51%	11.87%
Equity	-18.75%	-0.46%
Capital Protected	1.64%	0.83%
Capital Protected - Income	33.90%	0.00%
Fund of Funds - CPPI	-2.70%	0.92%
Aggressive Fixed Income	25.25%	12.04%
Balanced	-15.08%	-5.78%
Asset Allocation	-10.75%	-4.24%
Fund of Funds	-11.14%	-3.17%
Index Tracker	0.00%	0.00%
Shariah Compliant Money Market	11.66%	11.76%
Shariah Compliant Income	11.67%	12.04%
Shariah Compliant Equity	-23.74%	-8.19%
Shariah Compliant Capital Protected Fu	-8.23%	-3.55%
Shariah Compliant Fund of Funds - CPP	-5.84%	-2.65%
Shariah Compliant Aggressive Fixed Inc	10.96%	11.27%
Shariah Compliant Balanced Fund	-12.19%	-4.73%
Shariah Compliant Asset Allocation	-13.45%	-6.94%
Shariah Compliant Fund of Funds	-12.38%	-4.58%
Shariah Compliant Index Tracker	-24.11%	-11.27%
Shariah Compliant Commodities	-2.01%	2.09%
Shariah Compliant Fund of Funds - Incc	11.95%	0.00%
Shariah Compliant Capital Protected - Ii	8.66%	0.00%

* Based on weighted average return of industry

Net Sales (PKR Millions)



NOTE:

The information pertaining to this MFS for the month of March 2020 does not reflect the complete industry picture as it does not include data from AKDIML as the data was not received from them till the date of this publication.

Please note that the figures of investors breakup and channel wise breakup may vary due to different reporting mechanism by channels to AMC.

Highlights

PKR 26,962 million

Total assets as at March 2020

PKR 6,112 million

Highest assets in the Shariah Equity sub fund category of funds as at March 2020

35.73 % Return on Money Market sub fund

Highest return for the month of March 2020

PKR 238 million

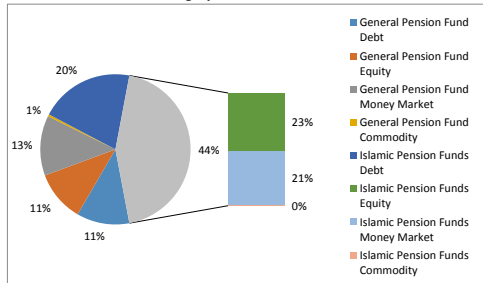
Total Net sales for the month of March 2020

Overview

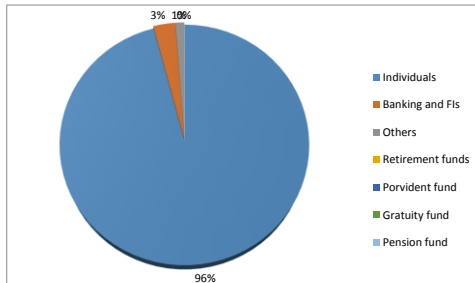
March turned out to be an extremely tough month for equity investors as panic driven by the spread of highly contagious Coronavirus (Covid-19) fuelled indiscriminate selling at the local bourse with the benchmark KSE 100 Index falling by a massive 8,754 points (23%) on a month-on-month basis. This dismal performance of the stock market coincided with the rout in global equities and collapse in global oil prices due to weakening demand for the fossil fuel and breakdown in supply arrangement among the OPEC+ members. Just to recall, the market decline by a hefty 3,647 points (8.8%) during February 2020.

Industry Size - Assets under Management

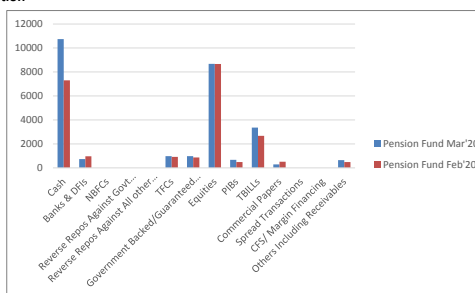
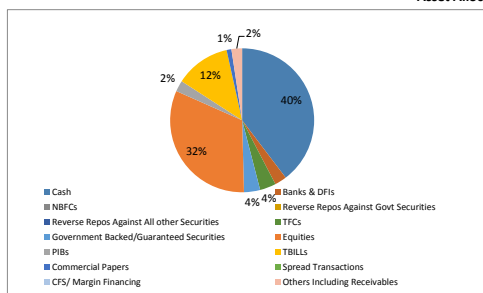
Category wise



Unit Holder Pattern



Asset Allocation

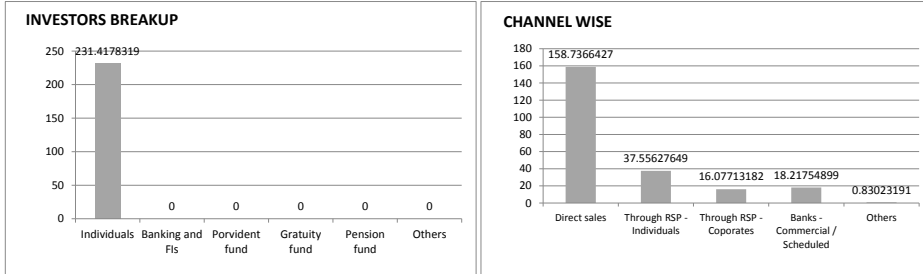


Return (Monthly - %) *

Pension Funds	March'20	February'20
General Pension Fund	41.33%	29.94%
Islamic Pension Fund	1.00%	14.43%

* Based on weighted average return of industry

Net Sales (PKR Millions)



NOTE:

The information pertaining to this MFS for the month of March 2020 does not reflect the complete industry picture as it does not include data from AKDIML as the data was not received from them till the date of this publication.

Please note that the figures of investors breakup and channel wise breakup may vary due to different reporting mechanism by channels to AMC.



Highlights

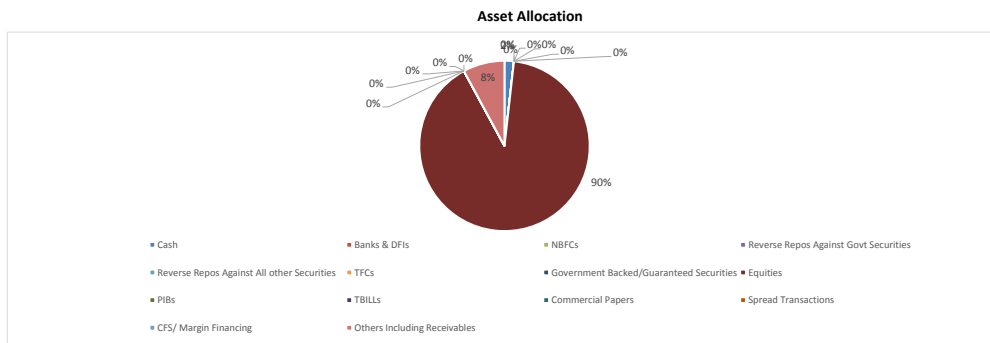
PKR 18 million

Total assets as at March 2020

Overview

March turned out to be an extremely tough month for equity investors as panic driven by the spread of highly contagious Coronavirus (Covid-19) fuelled indiscriminate selling at the local bourse with the benchmark KSE 100 Index falling by a massive 8,754 points (23%) on a month-on-month basis. This dismal performance of the stock market coincided with the rout in global equities and collapse in global oil prices due to weakening demand for the fossil fuel and breakdown in supply arrangement among the OPEC+ members. Just to recall, the market decline by a hefty 3,647 points (8.8%) during February 2020.

Industry Size - Assets under Management



Return (Monthly - %) *

Category	March'20
Exchange Traded Fund	-1.82%

* Based on weighted average return of industry

NOTE:

The information pertaining to this MFS for the month of March 2020 does not reflect the complete industry picture as it does not include data from AKDIML as the data was not received from them till the date of this publication. Please note that the figures of investors breakup and channel wise breakup may vary due to different reporting mechanism by channels to AMC.