

INDUSTRY STATISTICS

(see Notes to Statistics in Glossary & Notes Section)



Performance Analysis - FY 2013

Returns

Risk Analysis

Fund Name	AMC	YTD	9 Months Return	Half Year Return	1st Quarter Return	Annualized Standard Deviation	Risk/Return (Coefficient of Variation)	Sharpe Ratio
Equity								
ABL Stock Fund	ABLAMC	55.87%	32.90%	18.17%	10.36%	0.19	0.33	2.48
AKD Opportunity Fund	AKDIML	72.85%	39.37%	30.10%	14.00%	0.19	0.26	3.34
Alfalalah GHP Alpha Fund	AGIM	39.80%	22.90%	13.51%	9.51%	0.16	0.39	1.93
Asian Stocks Fund	SFL	63.08%	32.61%	20.21%	12.80%	0.16	0.26	3.31
Askari Equity Fund	AIM	42.07%	22.52%	13.81%	4.57%	0.14	0.33	2.35
Atlas Stock Market Fund	AAML	51.11%	32.94%	21.67%	12.02%	0.15	0.30	2.69
Crosby Dragon Fund	KFL	43.45%	28.96%	16.06%	9.49%	0.15	0.34	2.27
First Capital Mutual Fund	FCMF	27.86%	15.47%	10.77%	6.40%	0.12	0.42	1.54
First Habib Stock Fund	HAML	33.43%	21.83%	13.28%	6.51%	0.13	0.40	1.77
Golden Arrow Selected Stock Fund	AKDIML	84.41%	45.14%	32.79%	14.29%	0.19	0.22	3.97
HBL Stock Fund	HBLAML	44.42%	29.00%	16.63%	8.11%	0.16	0.37	2.10
IGI Stock Fund	IGIFL	66.38%	44.02%	22.36%	12.08%	0.18	0.27	3.22
JS Growth Fund	JSIL	56.91%	33.78%	19.62%	8.59%	0.15	0.26	3.19
JS Large Cap Fund	JSIL	54.55%	36.30%	18.03%	7.37%	0.16	0.29	2.78
JS Value Fund	JSIL	64.15%	38.55%	23.48%	10.88%	0.14	0.22	3.83
Lakson Equity Fund	LI	40.02%	25.39%	17.54%	9.16%	0.12	0.30	2.49
MCB Dynamic Stock Fund	MCBAH	52.56%	34.41%	23.08%	13.21%	0.14	0.26	3.16
NAFA Stock Fund	NAFA	54.95%	34.00%	24.21%	15.45%	0.15	0.26	3.12
National Investment Unit Trust	NIT	58.42%	28.76%	23.98%	12.25%	0.13	0.23	3.67
Pakistan Premier Fund	MCBAH	47.59%	32.31%	21.85%	11.90%	0.14	0.30	2.69
Pakistan Stock Market Fund	MCBAH	49.42%	32.61%	22.03%	11.85%	0.14	0.28	2.88
Pakistan Strategic Allocation Fund	MCBAH	32.32%	25.09%	15.87%	7.82%	0.12	0.36	1.93
PIIC Energy Fund	PIICAMC	30.01%	24.98%	18.50%	14.07%	0.23	0.77	0.88
PIIC Growth Fund	PIICAMC	58.55%	22.80%	15.36%	9.09%	0.18	0.30	2.76
PIIC Investment Fund	PIICAMC	54.85%	22.30%	14.68%	8.88%	0.17	0.31	2.69
PIIC Stock Fund	PIICAMC	48.18%	27.20%	17.72%	9.38%	0.16	0.33	2.41
Safeway Mutual Fund	SFL	63.17%	32.91%	20.73%	13.04%	0.16	0.26	3.31
United Stock Advantage Fund	UBLFML	55.20%	30.19%	19.93%	11.10%	0.18	0.32	2.54
Income								
ABL Government Securities Fund (Class A)	ABLAMC	5.42%	7.24%	10.70%	12.78%	0.01	0.15	(5.28)
ABL Government Securities Fund (Class B)	ABLAMC	11.79%	12.31%	13.93%	16.21%	0.02	0.14	1.25
ABL Income Fund	ABLAMC	9.88%	10.21%	11.81%	14.18%	0.01	0.12	0.08
Askari Sovereign Yield Enhancer	AIM	10.98%	11.25%	13.04%	14.70%	0.01	0.11	1.03
Atlas Income Fund	AAML	9.58%	10.19%	11.19%	12.14%	0.01	0.13	(0.16)
Crosby Phoenix Fund	KFL	Matured	N/A	N/A	N/A	0.06	N/A	N/A
Faysal Savings Growth Fund	FAML	8.67%	8.72%	9.30%	10.55%	0.01	0.09	(1.37)
First Habib Income Fund	HAML	9.42%	10.06%	9.24%	10.58%	0.01	0.13	(0.30)
HBL Income Fund	HBLAML	7.69%	7.69%	7.64%	9.44%	0.02	0.30	(0.90)
IGI Income Fund	IGIFL	9.95%	9.46%	14.77%	8.82%	0.01	0.14	0.12
JS Income Fund	JSIL	10.64%	11.39%	14.63%	22.13%	0.02	0.20	0.40
Lakson Income Fund	LI	9.21%	9.37%	9.92%	10.84%	0.01	0.09	(0.65)
MCB Dynamic Cash Fund	MCBAH	9.82%	10.17%	11.13%	12.35%	0.01	0.07	0.05
MetroBank Pakistan Sovereign Fund (12/12)	MCBAH	Matured	N/A	9.49%	10.10%	0.01	N/A	N/A
MetroBank Pakistan Sovereign Fund (Perpetual)	MCBAH	12.26%	12.79%	15.28%	20.41%	0.02	0.14	1.43
NAFA Financial Sector Income Fund	NAFA	9.27%	9.44%	9.64%	10.50%	0.01	0.08	(0.71)
NAFA Income Fund	NAFA	6.91%	4.30%	4.98%	15.36%	0.04	0.62	(0.67)
NAFA Income Opportunity Fund (Formerly: NAFA Cash Fund)	NAFA	10.33%	8.44%	6.43%	3.36%	0.04	0.34	0.15
NAFA Saving Plus Fund	NAFA	8.76%	8.90%	9.26%	9.85%	0.00	0.03	(3.55)
NAMCO Income Fund	NAMCO	7.29%	7.52%	8.00%	8.64%	0.01	0.12	(2.79)
NIT Government Bond Fund	NIT	9.93%	10.32%	10.80%	12.52%	0.01	0.10	0.16
NIT Income Fund	NIT	9.56%	9.87%	11.07%	12.14%	0.01	0.11	(0.21)
Pak Oman Advantage Fund	POAMCL	7.80%	8.67%	9.40%	9.23%	0.02	0.25	(1.01)
Pak Oman Government Securities Fund	POAMCL	9.19%	9.63%	11.17%	13.75%	0.01	0.13	(0.50)
Pakistan Income Fund	MCBAH	7.16%	6.71%	7.20%	8.66%	0.02	0.25	(1.48)
PIIC Income Fund	PIICAMC	9.52%	9.66%	10.40%	21.34%	0.01	0.08	(0.35)
UBL Financial Sector Bond Fund	UBLFML	New Fund	New Fund	New Fund	New Fund	New Fund	New Fund	New Fund
UBL Government Securities Fund	UBLFML	9.90%	10.28%	11.69%	14.43%	0.01	0.12	0.10
UBL Savings Income Fund	UBLFML	9.31%	9.61%	10.62%	12.51%	0.01	0.08	(0.63)
Money Market								
ABL Cash Fund	ABLAMC	9.05%	9.24%	9.74%	10.67%	0.03	0.33	(0.24)
AKD Cash Fund	AKDIML	9.58%	9.66%	11.35%	10.91%	0.03	0.29	(0.07)
Alfalalah GHP Cash Fund	AGIM	9.06%	9.23%	9.80%	10.78%	0.03	0.28	(0.29)
Askari Sovereign Cash Fund	AIM	9.20%	9.48%	10.10%	11.18%	0.03	0.28	(0.22)
Atlas Money Market Fund	AAML	9.02%	9.17%	9.79%	10.88%	0.03	0.28	(0.30)
BMA Empress Cash Fund	BMA	8.17%	9.27%	9.85%	10.78%	0.02	0.29	(0.68)
Faysal Money Market Fund	FAML	8.98%	9.07%	9.46%	10.14%	0.04	0.49	(0.18)
First Habib Cash Fund	HAML	9.03%	9.20%	9.79%	10.81%	0.03	0.29	(0.29)
HBL Money Market Fund	HBLAML	9.28%	9.52%	11.66%	20.98%	0.04	0.44	(0.12)
IGI Money Market Fund	IGIFL	9.45%	9.57%	11.29%	11.07%	0.03	0.28	(0.13)
JS Cash Fund	JSIL	9.03%	9.23%	9.81%	18.94%	0.04	0.47	(0.18)
KASB Cash Fund	KFL	9.13%	9.28%	9.67%	10.38%	0.04	0.45	(0.16)
Lakson Money Market Fund	LI	8.70%	8.90%	9.38%	10.29%	0.02	0.28	(0.44)
MCB Cash Management Optimizer	MCBAH	9.13%	9.33%	9.88%	21.94%	0.04	0.40	(0.18)
NAFA Government Securities Liquid Fund	NAFA	8.66%	8.75%	9.24%	10.04%	0.02	0.28	(0.46)
NAFA Money Market Fund	NAFA	9.18%	9.34%	9.93%	10.87%	0.03	0.27	(0.24)
Pakistan Cash Management Fund	MCBAH	8.99%	9.12%	9.51%	10.32%	0.02	0.26	(0.33)
PIIC Cash Fund	PIICAMC	9.01%	9.17%	9.70%	10.59%	0.02	0.27	(0.32)
Primus Cash Fund	PRIMUS	New Fund	New Fund	New Fund	New Fund	New Fund	New Fund	New Fund
Primus Daily Reserve Fund	PRIMUS	New Fund	New Fund	New Fund	New Fund	New Fund	New Fund	New Fund
UBL Liquidity Plus Fund	UBLFML	8.85%	9.10%	9.64%	10.67%	0.04	0.50	(0.21)

Performance Analysis - FY 2013

Returns

Risk Analysis

Fund Name	AMC	YTD	9 Months Return	Half Year Return	1st Quarter Return	Annualized Standard Deviation	Risk/Return (Coefficient of Variation)	Sharpe Ratio
Aggressive Fixed Income								
AKD Aggressive Income Fund (Formerly: AKD Income Fund)	AKD	6.54%	5.55%	3.68%	8.46%	0.03	0.53	(0.94)
Alfalah GHP Income Multiplier Fund	AGIM	11.23%	13.72%	13.53%	-4.45%	0.08	0.71	0.18
Askari High Yield Scheme	AIM	1.61%	-1.28%	-6.18%	-3.08%	0.05	2.93	(1.73)
BMA Chundrigar Road Saving Fund	BMA	12.23%	13.49%	16.05%	19.17%	0.03	0.24	0.84
Faysal Income & Growth Fund	FAML	9.50%	9.74%	10.70%	11.88%	0.01	0.13	(0.22)
IGI Aggressive Income Fund	IGIFL	10.34%	9.89%	15.10%	12.32%	0.01	0.12	0.45
JS Aggressive Income Fund	JSIL	Matured	10.35%	13.10%	17.20%	0.03	N/A	N/A
KASB Income Opportunity Fund	KFL	19.04%	16.59%	14.14%	Book Closure	0.12	0.64	0.75
Pakistan Income Enhancement Fund	MCBAH	7.21%	6.20%	4.60%	3.18%	0.03	0.39	(0.92)
United Growth & Income Fund	UBLFML	10.71%	9.70%	8.61%	2.21%	0.05	0.49	0.18
Asset Allocation								
Alfalah GHP Value Fund	AGIM	30.11%	18.60%	12.00%	6.38%	0.12	0.39	1.74
Askari Asset Allocation Fund	AIM	39.87%	23.96%	16.37%	8.03%	0.10	0.25	2.99
Faysal Asset Allocation Fund	FAML	20.26%	6.16%	4.26%	7.14%	0.13	0.62	0.84
JS Aggressive Asset Allocation	JSIL	22.60%	14.71%	9.06%	5.74%	0.14	0.64	0.89
KASB Asset Allocation Fund	KFL	25.22%	22.69%	11.52%	6.18%	0.11	0.45	1.35
Lakson Asset Allocation Developed Markets Fund	LI	10.52%	8.65%	5.13%	2.67%	0.06	0.57	0.12
Lakson Asset Allocation Emerging Markets Fund	LI	5.46%	6.65%	6.49%	2.63%	0.06	1.16	(0.68)
Lakson Asset Allocation Global Commodities Fund	LI	3.44%	4.36%	3.95%	3.30%	0.04	1.07	(1.72)
MCB Dynamic Allocation Fund	MCBAH	19.23%	15.29%	11.58%	7.18%	0.05	0.24	2.02
NAFA Asset Allocation Fund	NAFA	31.97%	19.29%	10.74%	8.05%	0.09	0.28	2.48
Pak Oman Advantage Asset Allocation Fund	POAMCL	31.92%	21.81%	13.94%	4.17%	0.16	0.51	1.37
Balanced								
Faysal Balanced Growth Fund	FAML	19.15%	9.64%	9.47%	5.04%	0.11	0.56	0.87
HBL Multi Asset Fund	HBLAML	37.59%	24.34%	15.69%	7.92%	0.11	0.29	2.52
NAFA Multi Asset Fund	NAFA	34.12%	18.90%	12.10%	8.52%	0.10	0.29	2.45
NAMCO Balanced Fund	NAMCO	20.86%	3.39%	7.74%	4.65%	0.19	0.90	0.59
Pakistan Capital Market Fund	MCBAH	28.08%	18.54%	13.38%	7.42%	0.09	0.31	2.07
Unit Trust of Pakistan	JSIL	42.01%	27.74%	17.15%	8.75%	0.11	0.26	2.97
Capital Protected								
ABL AMC Capital Protected Fund	ABLAMC	13.88%	10.93%	7.51%	4.01%	0.04	0.30	0.99
IGI Capital Protected Fund	IGIFL	7.63%	7.62%	5.02%	3.40%	0.02	0.32	(0.87)
Commodities								
UBL Gold Fund	UBLFML	New Fund	New Fund	New Fund	New Fund	New Fund	New Fund	New Fund
Fund of Funds								
Atlas Fund of Funds	AAML	41.02%	22.43%	17.67%	10.09%	0.09	0.23	3.31
JS Fund of Funds	JSIL	21.01%	17.97%	9.17%	3.09%	0.19	0.88	0.61
UBL Principal Protected Fund I	UBLFML	38.19%	22.82%	17.27%	9.51%	0.15	0.40	1.86
Index Tracker								
AH Dow Jones SAFE Pakistan Titans 15 Index Fund	MCBAH	Matured	N/A	N/A	8.97%	0.12	N/A	N/A
AKD Index Tracker Fund	AKDML	46.93%	26.74%	19.33%	10.99%	0.15	0.31	2.55
JS KSE 30 Index Fund	JSIL	30.75%	20.19%	14.69%	9.52%	0.17	0.55	1.25
Islamic Equity								
ABL Islamic Stock Fund	ABLAMC	New Fund	New Fund	New Fund	New Fund	New Fund	New Fund	New Fund
Al Meezan Mutual Fund	ALMEEZAN	50.51%	30.40%	19.64%	12.82%	0.15	0.29	2.75
Atlas Islamic Stock Fund	AAML	48.67%	29.64%	19.74%	13.53%	0.15	0.31	2.60
HBL Islamic Stock Fund	HBLAML	44.86%	28.98%	16.80%	10.38%	0.16	0.36	2.15
JS Islamic Fund	JSIL	45.49%	28.82%	13.53%	10.29%	0.16	0.35	2.24
Meezan Islamic Fund	ALMEEZAN	50.74%	30.67%	19.78%	12.34%	0.15	0.29	2.79
UBL Shariah Stock Fund (Formerly: United Composite Islamic Fund)	UBLFML	49.59%	27.16%	18.06%	10.92%	0.17	0.34	2.40
Islamic Income								
ABL Islamic Income Fund (Formerly: ABL Islamic Cash Fund)	ABLAMC	9.22%	9.76%	11.04%	11.10%	0.01	0.07	(0.83)
Askari Islamic Income Fund	AIM	8.74%	9.19%	10.37%	12.25%	0.01	0.09	(1.27)
Atlas Islamic Income Fund	AAML	8.65%	9.08%	10.28%	12.30%	0.01	0.11	(1.14)
Faysal Islamic Savings Growth Fund	FAML	8.28%	8.61%	9.70%	10.76%	0.01	0.12	(1.52)
IGI Islamic Income Fund	IGIFL	7.35%	7.66%	11.92%	9.65%	0.01	0.09	(3.64)
JS Islamic Government Securities Fund	JSIL	New Fund	New Fund	New Fund	New Fund	New Fund	New Fund	New Fund
MCB Islamic Income Fund	MCBAH	8.91%	9.59%	10.85%	12.76%	0.01	0.12	(0.83)
Meezan Islamic Income Fund	ALMEEZAN	14.45%	15.52%	16.83%	13.48%	0.02	0.15	2.15
Meezan Sovereign Fund	ALMEEZAN	12.30%	13.64%	16.01%	22.54%	0.04	0.30	0.68
NAFA Riba Free Savings Fund	NAFA	8.72%	8.82%	9.19%	9.65%	0.01	0.09	(1.32)
Pak Oman Advantage Islamic Income Fund	POAMCL	6.91%	7.64%	8.13%	8.90%	0.02	0.25	(1.64)
UBL Islamic Sovereign Fund (Formerly: UBL Islamic Savings Fund)	UBLFML	9.09%	9.43%	9.96%	10.17%	0.00	0.05	(1.43)

Performance Analysis - FY 2013

Returns

Risk Analysis

Fund Name	AMC	YTD	9 Months Return	Half Year Return	1st Quarter Return	Annualized Standard Deviation	Risk/Return (Coefficient of Variation)	Sharpe Ratio
Islamic Money Market								
HBL Islamic Money Market Fund	HBLAML	8.45%	8.72%	9.22%	18.34%	0.01	0.06	(2.63)
Meezan Cash Fund	ALMEEZAN	8.77%	9.06%	9.46%	10.07%	0.00	0.05	(2.13)
UBL Islamic Cash Fund	UBLFML	New Fund	New Fund	New Fund	New Fund	New Fund	New Fund	New Fund
Islamic Aggressive Fixed Income								
KASB Islamic Income Opportunity Fund	KFL	9.48%	9.32%	10.16%	12.28%	0.02	0.22	(0.14)
NAFA Islamic Aggressive Income Fund (Formerly: NAFA Islamic Income Fund)	NAFA	6.80%	6.42%	3.44%	-2.88%	0.02	0.36	(1.23)
United Islamic Income Fund	UBLFML	6.91%	5.52%	4.00%	-0.61%	0.04	0.56	(0.74)
Islamic Asset Allocation								
Alfalah GHP Islamic Fund	AGIM	36.25%	16.77%	12.38%	8.93%	0.12	0.32	2.29
Askari Islamic Asset Allocation Fund	AIM	30.80%	19.60%	13.90%	8.20%	0.09	0.30	2.31
Pak Oman Islamic Asset Allocation Fund	POAMCL	20.39%	12.04%	6.94%	4.20%	0.14	0.67	0.78
Pakistan int'l Element Islamic Asset Allocation Fund	MCBAH	28.40%	18.84%	14.64%	9.89%	0.10	0.35	1.86
Islamic Balanced								
First Habib Islamic Balanced Fund	HAML	New Fund	New Fund	New Fund	New Fund	New Fund	New Fund	New Fund
Meezan Balanced Fund	ALMEEZAN	31.77%	21.09%	13.76%	8.37%	0.09	0.28	2.50
NAFA Islamic Multi Asset Fund	NAFA	36.31%	20.83%	13.70%	7.79%	0.10	0.27	2.68
Islamic Capital Protected								
Meezan Capital Protected Fund II	ALMEEZAN	15.20%	10.65%	7.60%	4.10%	0.03	0.22	1.64
UBL Islamic Principal Preservation Fund-I	UBLFML	New Fund	New Fund	New Fund	New Fund	New Fund	New Fund	New Fund
Islamic Fund of Funds								
Meezan Financial Planning Fund of Funds (Aggressive)	ALMEEZAN	New Fund	New Fund	New Fund	New Fund	New Fund	New Fund	New Fund
Meezan Financial Planning Fund of Funds (Conservative)	ALMEEZAN	New Fund	New Fund	New Fund	New Fund	New Fund	New Fund	New Fund
Meezan Financial Planning Fund of Funds (Moderate)	ALMEEZAN	New Fund	New Fund	New Fund	New Fund	New Fund	New Fund	New Fund
Islamic Index Tracker								
KSE Meezan Index Fund	ALMEEZAN	49.62%	30.43%	21.32%	14.95%	0.15	0.31	2.61

Ten years at a Glance - Returns

Fund Name	AM C Name	2004	2005	2006	2007	2008	2009	2010	2011	2012	2013	10 years (or since inception for lesser period)	5 years	3 years	
Aggressive Fixed Income															
AKD Aggressive Income Fund (22-03-2007)	AKDIML	-	-	-	12.92%*	9.58%	-10.13%	9.01%	11.59%	10.41%	6.55%	45.92%	28.61%	31.28%	
Alfalah GHP Income Multiplier Fund (15-06-2007)1	AGIM	-	-	-	9.20%*	9.74%	3.24%	3.61%	-2.37%	-3.90%	11.23%	22.95%	11.62%	4.34%	
Askari High Yield Scheme (16-03-2006)1	AIM	-	17.15%*	-	11.26%	9.41%	3.50%	-7.09%	5.40%	0.31%	1.61%	32.04%	3.32%	7.44%	
BMA Chundrigar Road Savings Fund (23-08-2007)	BMA Funds	-	-	-	9.22%*	-3.30%	8.56%	-7.75%	-8.90%	13.35%	7.98%	0.09%	-4.65%	-	
Faysal Income & Growth Fund (10-10-2005)1	FAML	-	7.76%*	-	12.76%	10.10%	9.08%	11.31%	9.71%	13.55%	9.50%	117.10%	65.62%	36.41%	
IGI Aggressive Income Fund (25-10-2007)	IGIFL	-	-	-	9.99%*	0.75%	-6.34%	-12.26%	21.42%	10.30%	-	18.45%	10.89%	17.52%	
JS Aggressive Income Fund (22-01-2008)1	JSIL	-	-	-	9.34%*	7.82%	-2.73%	-1.99%	26.23%	(matured)	-	-	-	-	
KASB Income Opportunity Fund (01-09-2010)1	KFL	-	9.83%*	11.02%	10.36%	1.80%	12.76%	-38.11%	28.16%	19.04%	-	4.16%	-16.15%	-5.58%	
Pakistan Income Enhancement Fund (28-09-2008)1	AHIL	-	-	-	-	18.40%*	14.24%	12.41%	8.94%	7.21%	-	73.11%	N/A	31.28%	
United Growth & Income Fund (02-03-2006)1	UBLFML	-	9.57%*	11.83%	10.10%	6.82%	9.46%	-10.38%	-12.32%	10.71%	-	29.18%	1.72%	13.01%	
Asset Allocation															
Alfalah GHP Value Fund (29-10-2005)1	AGIM	-	-	11.77%	24.53%	1.75%	2.74%	17.36%	5.65%	5.77%	30.11%	148.26%	75.30%	45.38%	
Askari Asset Allocation Fund (02-06-2007)1	AIM	-	-	-	2.17%	-12.28%	-37.85%	7.61%	13.47%	12.12%	39.87%	6.68%	19.03%	77.96%	
Faysal Asset Allocation Fund (05-03-2007)	FAML	-	-	-	23.52%	-12.64%	-38.30%	30.70%	20.59%	-0.02%	20.26%	26.18%	16.93%	44.99%	
JS Aggressive Asset Allocation (28-06-2005)1	JSIL	-	0.62%	73.03%	27.08%	-6.82%	-62.65%	12.20%	16.62%	11.68%	22.51%	37.96%	-33.08%	59.68%	
KASB Asset Allocation Fund (01-09-2010)1	KFL	-	-	-	-	-0.26%	-14.28%	0.89%	-5.72%	2.36%	25.21%	4.23%	4.51%	20.84%	
Lakson Asset Allocation Developed Markets Fund (10-10-2011)	LI	-	-	-	-	-	-	-	-	6.42%	10.52%	17.61%	N/A	N/A	
Lakson Asset Allocation Emerging Markets Fund (10-10-2011)	LI	-	-	-	-	-	-	-	-	6.23%	5.46%	12.03%	N/A	N/A	
Lakson Asset Allocation Global Commodities Fund (10-10-2011)	LI	-	-	-	-	-	-	-	-	5.85%	3.44%	9.49%	N/A	N/A	
MCB Dynamic Allocation Fund (17-03-2008)1	AHIL	-	-	-	-	-12.35%	-23.53%	16.72%	20.86%	8.65%	19.23%	22.48%	39.74%	56.57%	
NAFA Asset Allocation Fund (21-08-2010)	NAFA	-	-	-	-	-	-	19.45%	14.38%	31.99%	-	80.34%	-	-	
Pak Oman Advantage Asset Allocation Fund (30-10-2008)2	POAMCL	-	-	-	-	-	21.68%	-1.76%	15.08%	-0.89%	31.82%	79.72%	N/A	50.35%	
Balanced															
Faysal Balanced Growth Fund (19-04-2004)	FAML	-1.41%	14.51%	23.32%	21.16%	-0.18%	-24.00%	21.99%	9.98%	-4.69%	19.15%	95.00%	15.80%	24.91%	
HL Multi Asset Fund (14-12-2007)	HLAML	-	-	-	-	-2.73%	-13.22%	19.17%	23.55%	12.67%	37.59%	92.69%	98.09%	91.54%	
NAFA Multi Asset Fund (22-01-2007)	NAFA	-	-	-	28.96%	5.12%	-22.56%	12.38%	25.30%	15.54%	34.12%	129.07%	68.98%	94.17%	
Namco Balanced Fund (04-11-2006)	NAMCO	-	-	-	13.60%	-1.65%	-29.15%	13.26%	12.97%	6.04%	20.86%	29.81%	16.19%	44.78%	
Pakistan Capital Market Fund (24-01-2004)1	AHIL	8.02%	42.80%	27.14%	26.54%	-6.39%	-21.52%	20.41%	14.00%	9.40%	28.08%	250.69%	50.95%	59.74%	
Unit Trust of Pakistan (27-10-1997)1	JSIL	19.48%	12.78%	32.07%	29.32%	3.07%	-31.67%	14.05%	13.23%	16.60%	42.01%	246.57%	45.52%	86.91%	
Capital Protected															
ABL Capital Protected Fund (31-05-2012)2	ABL AMC	-	-	-	-	-	-	-	-	0.65%	13.89%	14.63%	N/A	N/A	
IGI Capital Protected Fund (05-10-2011)	IGIFL	-	-	-	-	-	-	-	-	4.37%	7.62%	12.32%	N/A	N/A	
KASB Capital Protected Gold Fund (19-03-2010)1	KFL	-	-	-	-	-	-	3.10%	9.27%	5.45%	(matured)	N/A	N/A	N/A	
Pakistan Capital Protected Fund - FIS (28-10-2009)2	AHIL	-	-	-	-	-	-	4.30%	9.52%	5.68%	(matured)	N/A	N/A	N/A	
Commodity															
UBL Gold Fund	UBLFML	-	-	-	-	-	-	-	-	-	-	-17.14%	-17.14%	N/A	
Fund of Funds															
Atlas Fund of Funds (16-12-2004)2	AAML	-	5.30%	19.23%	17.33%	5.41%	-45.64%	26.44%	42.46%	21.34%	41.02%	160.16%	67.55%	143.76%	
JS Fund of Funds (31-10-2005)1	JSIL	-	-	6.64%	17.03%	10.82%	-25.69%	13.99%	31.70%	20.00%	21.01%	126.68%	61.76%	91.23%	
UBL Principal Protected Fund I (03-02-2012)1	UBLFML	-	-	-	-	-	-	-	-	-	7.56%	38.19%	48.63%	N/A	
Index Tracker															
AH Dow Jones SAFE Pakistan Titans 15 Index Fund (14-10-2010)2	AHIL	-	-	-	-	-	-	-	-	16.06%	6.45%	(matured)	N/A	N/A	
AKD Index Tracker Fund (11-10-2005)	AKDIML	-	-	7.72%	36.60%	-15.19%	-41.47%	30.37%	25.09%	7.68%	46.94%	88.49%	51.04%	97.92%	
JS KSE-30 Index Fund (29-05-2006)2	JSIL	-	-	0.50%	41.10%	-16.49%	-43.64%	28.51%	27.12%	7.75%	30.75%	60.34%	29.71%	79.08%	
Islamic Equity															
ABL Islamic Stock Fund	ABL AMC	-	-	-	-	-	-	-	-	-	-	-3.24%	-3.24%	N/A	
Al Meezan Mutual Fund (13-07-1995)	Al Meezan	34.33%	45.43%	28.37%	26.95%	0.43%	-31.67%	31.23%	37.37%	19.03%	50.56%	566.49%	121.13%	146.19%	
Atlas Islamic Stock Fund (01-01-2007)1	AAML	-	-	-	3.56%	1.40%	-22.68%	25.14%	43.77%	27.51%	48.67%	176.89%	163.68%	172.54%	
HBL Islamic Stock Fund (09-05-2011)	HBLAML	-	-	-	-	-	-	-	-	2.50%	16.52%	44.86%	73.01%	N/A	
JS Islamic Fund (27-12-2002)1	JSIL	26.01%	3.66%	36.42%	25.56%	-10.03%	-43.48%	15.02%	39.48%	25.84%	45.49%	232.06%	70.07%	156.73%	
Meezan Islamic Fund (08-08-2003)	Al Meezan	23.80%	39.72%	29.98%	28.79%	0.27%	-29.51%	30.88%	38.72%	19.46%	50.76%	569.21%	130.50%	149.87%	
UBL Shariah Stock Fund (24-12-2006)1	UBLFML	-	-	-	14.86%	0.81%	-18.38%	16.36%	26.41%	17.75%	49.59%	144.86%	111.46%	122.66%	
Islamic Income															
ABL Islamic Income Fund (30-07-2010)1	ABL AMC	-	-	-	-	-	-	10.19%*	11.01%	9.22%	-	32.55%	N/A	N/A	
Askari Islamic Income Fund (18-09-2009)2	AIM	-	-	-	-	-	-	22.80%*	12.24%	12.09%	8.74%	61.17%	N/A	36.81%	
Atlas Islamic Income Fund (18-10-2008)1	AAML	-	-	-	-	-	11.50%*	9.22%	9.90%	10.11%	8.65%	55.32%	N/A	31.48%	
Faysal Islamic Savings Growth Fund (14-06-2010)	FAML	-	-	-	-	-	-	9.91%*	10.33%	11.24%	8.28%	33.40%	N/A	32.89%	
IGI Islamic Income Fund (03-12-2009)	IGIFL	-	-	-	-	-	-	9.03%*	10.20%	9.70%	7.31%	36.44%	N/A	29.74%	
JS Islamic Government Securities Fund	JSIL	-	-	-	-	-	-	-	-	-	6.51%*	0.41%	N/A	N/A	
MCB Islamic Income Fund (19-06-2011)1	AHIL	-	-	-	-	-	-	8.40%*	10.40%	8.91%	-	20.55%	N/A	N/A	
Meezan Islamic Income Fund (15-01-2007)	Al Meezan	-	-	-	9.93%*	9.15%	10.15%	7.31%	11.77%	7.79%	14.45%	86.04%	62.98%	37.87%	
Meezan Sovereign Fund (10-02-2010)	Al Meezan	-	-	-	-	-	-	9.49%*	11.45%	11.15%	9.12%	40.09%	N/A	35.17%	
NAFA Riba Free Savings Fund (21-08-2010)	NAFA	-	-	-	-	-	-	-	10.39%*	10.83%	8.72%	31.26%	N/A	N/A	
Pak Oman Advantage Islamic Income Fund (30-10-2008)2	POAMCL	-	-	-	-	-	15.83%*	3.56%	9.19%	11.18%	6.91%	48.56%	N/A	29.77%	
UBL Islamic Savings Fund (07-11-2010)1	UBLFML	-	-	-	-	-	-	-	11.83%*	11.37%	9.09%	30.75%	N/A	N/A	

Ten years at a Glance - Returns

Fund Name	AMC Name	2004	2005	2006	2007	2008	2009	2010	2011	2012	2013	10 years (or since inception for lesser period)	5 years	3 years
Islamic Money Market														
HBL Islamic Money Market Fund (09-05-2011)	HBLAML	-	-	-	-	-	-	10.46%*	10.33%	8.45%	-	21.40%	N/A	N/A
Meezan Cash Fund (15-06-2009)	Al Meezan	-	-	-	-	-	8.08%*	10.10%	11.02%	10.71%	8.07%	46.72%	N/A	32.83%
UBL Islamic Cash Fund	UBLFML	-	-	-	-	-	-	-	-	-	6.71%*	5.24%	N/A	N/A
Islamic Aggressive Income														
KASB Islamic Income Opportunity Fund (07-06-2008)1	KFL	-	-	-	-	8.95%*	7.17%	4.38%	-3.09%	8.57%	9.48%	29.84%	28.86%	15.19%
NAFA Islamic Aggressive Income Fund (29-10-2007)	NAFA	-	-	-	-	8.30%*	4.41%	4.87%	9.04%	19.07%	6.80%	33.12%	26.09%	38.67%
United Islamic Income Fund (20-10-2007)1	UBLFML	-	-	-	-	9.18%*	3.30%	3.78%	-4.00%	6.14%	6.91%	24.24%	16.78%	8.93%
Islamic Asset Allocation														
Alfalah GHP Islamic Fund (04-09-2007)1	AGIM	-	-	-	-	5.35%	8.63%	17.95%	10.15%	12.18%	36.25%	127.22%	115.69%	68.35%
Askari Islamic Asset Allocation Fund (18-09-2009)2	AIM	-	-	-	-	-	-	12.90%	11.77%	10.30%	30.80%	82.06%	N/A	61.25%
Pak Oman Islamic Asset Allocation Fund (30-10-2008)2	POAMCL	-	-	-	-	-	10.84%	3.03%	22.73%	11.79%	20.39%	88.63%	N/A	65.17%
Pakistan Int'l Element Islamic Fund (02-05-2006)1	AHIL	-	-	-4.54%	23.38%	3.43%	-15.87%	7.38%	15.08%	15.64%	28.41%	87.32%	53.76%	70.88%
Islamic Balanced														
First Habib Islamic Balanced Fund	HAML	-	-	-	-	-	-	-	-	-	11.36%	11.36%	N/A	N/A
Meezan Balanced Fund (20-12-2004)	Al Meezan	-	2.20%	34.74%	25.41%	1.33%	-10.79%	22.73%	25.37%	16.81%	31.75%	269.70%	111.35%	92.91%
NAFA Islamic Multi Asset Fund (29-10-2007)	NAFA	-	-	-	-	-4.64%	-10.09%	17.46%	28.44%	13.26%	36.29%	99.66%	109.37%	98.27%
Islamic Capital Protected														
Meezan Capital Protected Fund II (07-07-2011)	Al Meezan	-	-	-	-	-	-	-	-	-	13.52%	15.19%	30.76%	N/A
UBL Islamic Principal Preservation Fund	UBLFML	-	-	-	-	-	-	-	-	-	7.45%	7.45%	N/A	N/A
Islamic Fund of Funds														
Meezan Financial Planning Fund of Funds (Aggressive)		-	-	-	-	-	-	-	-	-	8.96%	8.96%	N/A	N/A
Meezan Financial Planning Fund of Funds (Conservative)		-	-	-	-	-	-	-	-	-	3.72%	3.72%	N/A	N/A
Meezan Financial Planning Fund of Funds (Moderate)		-	-	-	-	-	-	-	-	-	6.50%	6.50%	N/A	N/A
Islamic Index Tracker														
KSE Meezan Index Fund (28-05-2012)	Al Meezan	-	-	-	-	-	-	-	-	-	-2.34%	49.64%	46.14%	N/A
Conventional Pension Schemes														
Atlas Pension Fund (27-06-2007)1	AAAML	-	-	-	-	-	-	-	-	-	-	-	-	-
Equity		-	-	-	0.02%	0.94%	-17.31%	20.71%	29.73%	16.72%	52.48%	132.67%	130.45%	130.89%
Debt		-	-	-	2.43%*	7.54%	9.07%	8.98%	9.64%	10.16%	8.47%	67.50%	55.73%	31.01%
Money Market		-	-	-	2.43%*	7.28%	9.91%	9.51%	10.80%	10.35%	8.15%	70.79%	59.17%	32.24%
Gold		-	-	-	-	-	-	-	-	-	0.05%	0.05%	N/A	N/A
HBL Pension Fund (15-12-2011)	HBLAML	-	-	-	-	-	-	-	-	-	22.44%	45.43%	78.06%	N/A
Equity		-	-	-	-	-	-	-	-	-	8.05%*	8.91%	14.05%	N/A
Debt		-	-	-	-	-	-	-	-	-	8.36%*	7.92%	13.21%	N/A
Money Market		-	-	-	-	-	-	-	-	-	-	-	-	N/A
JS Pension Savings Fund (25-06-2007)	JSIL	-	-	-	-	-	-	-	-	-	-	-	-	-
Equity		-	-	-	-	-6.01%	-34.49%	19.67%	28.65%	17.09%	78.21%	97.80%	110.47%	168.46%
Debt		-	-	-	-	5.08%*	17.02%	5.88%	11.39%	11.15%	11.42%	79.58%	70.91%	37.95%
Money Market		-	-	-	-	5.07%*	11.36%	-7.25%	11.36%	10.72%	11.34%	48.96%	41.79%	37.28%
Pakistan Pension Fund (29-06-2007)2	AHIL	-	-	-	-	-	-	-	-	-	-	-	-	-
Equity		-	-	-	-	0.02%	-8.38%	-31.21%	30.93%	23.18%	15.06%	55.71%	82.15%	98.77%
Debt		-	-	-	-	2.43%*	-1.96%	13.09%	9.72%	10.28%	10.91%	10.08%	63.83%	67.07%
Money Market		-	-	-	-	2.43%*	6.40%	8.86%	9.84%	10.63%	10.32%	8.17%	68.00%	57.87%
UBL Retirement Savings Fund (19-05-2010)2	UBLFML	-	-	-	-	-	-	-	-	-	-	-	-	-
Equity		-	-	-	-	-	-	-0.77%	26.50%	11.56%	66.42%	133.06%	N/A	134.87%
Debt		-	-	-	-	-	-	5.60%*	11.25%	10.87%	9.90%	36.43%	N/A	35.56%
Money Market		-	-	-	-	-	-	6.70%*	10.85%	10.35%	8.52%	33.77%	N/A	32.75%
Shariah Compliant Pension Schemes														
Atlas Pension Islamic Fund (15-09-2007)1	AAAML	-	-	-	-	-	-	-	-	-	-	-	-	-
Islamic Equity		-	-	-	-	-1.14%	-1.88%	22.88%	39.45%	30.05%	49.02%	222.12%	225.84%	170.26%
Islamic Debt		-	-	-	-	6.59%*	10.37%	9.79%	5.75%	6.98%	7.79%	55.54%	47.83%	21.99%
Islamic Money Market		-	-	-	-	6.48%*	11.00%	9.21%	9.79%	9.61%	7.12%	64.29%	56.28%	28.92%
HBL Islamic Pension Fund (15-12-2011)	HBLAML	-	-	-	-	-	-	-	-	-	-	-	-	-
Islamic Equity		-	-	-	-	-	-	-	19.93%	50.30%	-	80.25%	N/A	N/A
Islamic Debt		-	-	-	-	-	-	-	6.95%*	8.67%	-	13.10%	N/A	N/A
Islamic Money Market		-	-	-	-	-	-	-	7.91%*	7.70%	-	12.69%	N/A	N/A
JS Islamic Pension Savings Fund (17-03-2008)	JSIL	-	-	-	-	-	-	-	-	-	-	-	-	-
Islamic Equity		-	-	-	-	0.49%*	-9.59%	19.15%	40.70%	18.29%	55.70%	180.53%	179.16%	159.15%
Islamic Debt		-	-	-	-	12.77%*	11.15%	8.86%	12.39%	10.03%	7.86%	62.18%	61.39%	33.38%
Islamic Money Market		-	-	-	-	12.77%*	6.21%	5.60%	7.74%	9.68%	6.56%	41.93%	41.24%	25.92%
Meezan Tahaafuz Pension Fund (28-06-2007)	Al Meezan	-	-	-	-	-	-	-	-	-	-	-	-	-
Equity		-	-	-	-	0.14%	3.10%	-25.80%	31.50%	36.01%	16.79%	146.98%	139.00%	144.52%
Debt		-	-	-	-	45.63%*	8.30%	10.20%	8.50%	10.87%	9.49%	70.58%	57.13%	31.35%
Money Market		-	-	-	-	25.55%*	7.70%	11.10%	8.50%	10.73%	7.71%	70.91%	58.34%	32.34%
Pakistan Islamic Pension Fund (15-11-2007)2	AHIL	-	-	-	-	-	-	-	-	-	-	-	-	-
Islamic Equity		-	-	-	-	-5.70%	-22.58%	23.04%	21.31%	24.72%	41.84%	92.77%	104.42%	114.59%
Islamic Debt		-	-	-	-	6.01%*	7.50%	11.53%	8.83%	8.43%	6.82%	57.15%	51.15%	26.06%
Islamic Money Market		-	-	-	-	4.91%*	6.00%	7.67%	6.37%	8.36%	7.70%	46.27%	41.68%	24.15%
UBL Islamic Retirement Savings Fund (19-05-2010)2	UBLFML	-	-	-	-	-	-	-	-	-	-	-	-	-
Islamic Equity		-	-	-	-	-	-	-1.32%	31.55%	14.20%	55.55%	130.60%	N/A	133.68%
Islamic Debt		-	-	-	-	-	-	4.78%*	8.85%	9.81%	8.13%	29.96%	N/A	29.25%
Islamic Money Market		-	-	-	-	-	-	1.65%*	7.66%	8.89%	7.79%	26.60%	N/A	26.36%

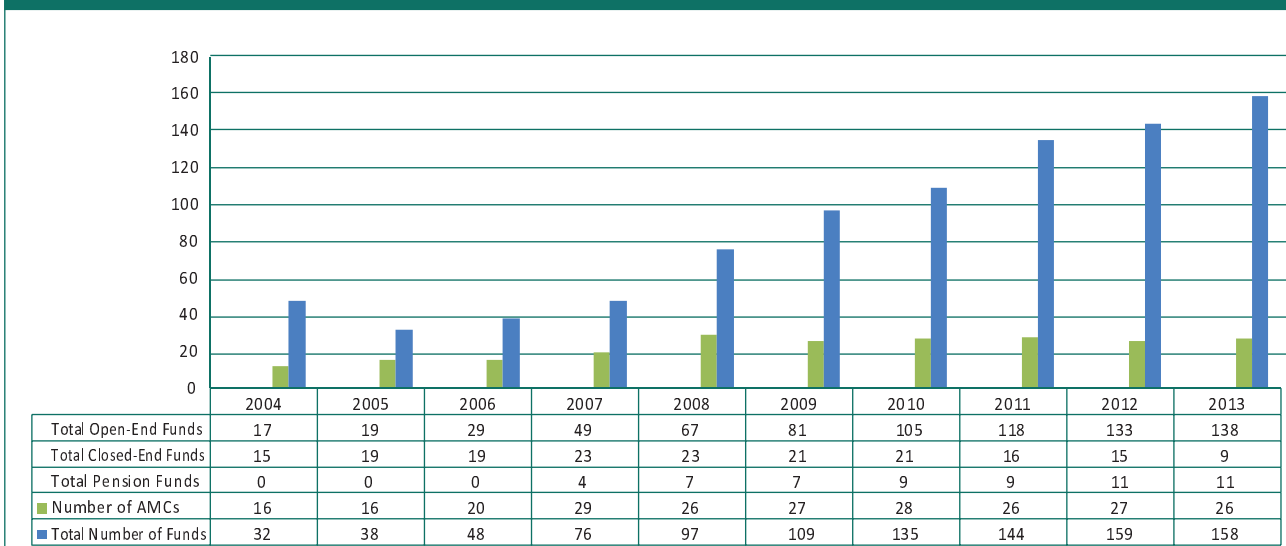
Funds Launched/Discontinued during Financial Year 2013

New Funds Launched			
Inception Date	Fund Name	AMC	Category
8-Aug-12	Primus Cash Fund	Primus Investment Management Limited	Money Market
19-Sep-12	UBL Islamic Cash Fund	UBL Fund Managers Limited	Islamic Money Market
9-Nov-12	First Habib Islamic Balanced Fund	Habib Asset Management Limited	Islamic Balanced Fund
2-Jan-13	Primus Daily Reserve Fund	Primus Investment Management Limited	Money Market
13-Feb-13	UBL Gold Fund	UBL Fund Managers Limited	Commodities
29-Mar-13	UBL Financial Sector Bond Fund	UBL Fund Managers Limited	Income
12-Apr-13	Meezan Financial Planning Fund of Funds (Aggressive)	Al Meezan Investment Management Limited	Islamic Fund of Funds
12-Apr-13	Meezan Financial Planning Fund of Funds (Conservative)	Al Meezan Investment Management Limited	Islamic Fund of Funds
12-Apr-13	Meezan Financial Planning Fund of Funds (Moderate)	Al Meezan Investment Management Limited	Islamic Fund of Funds
27-Apr-13	UBL Islamic Principal Preservation Fund	UBL Fund Managers Limited	Islamic Fund of Funds
5-Jun-13	JS Islamic Government Securities Fund	JS Investments Limited	Islamic Income
11-Jun-13	ABL Islamic Stock Fund	ABL Asset Management Company Limited	Islamic Equity
5-Jul-13	Faysal Financial Sector Opportunity Fund	Faysal Asset Management Limited	Income
15-Jul-13	Atlas Gold Fund	Atlas Asset Management Limited	Commodities
23-Jul-13	UBL Principal Protected Fund II	UBL Fund Managers Limited	Fund of Funds
20-Aug-13	UBL Asset Allocation Fund	UBL Fund Managers Limited	Asset Allocation
23-Aug-13	Primus Strategic Multi Asset Fund	Primus Investment Management Limited	Balanced

Funds Matured			
Maturity Date	Fund Name	AMC Name	Category
11-Jun-12	JS Principal Secure Fund I	JS Investments Limited	Capital Protected
15-Aug-12	Pakistan Capital Protected Fund - Fixed Income Securities	MCB-Arif Habib Savings and Investments Limited	Capital Protected
31-Dec-12	MetroBank-Pakistan Sovereign Fund - December 31, 2012 Scheme	MCB-Arif Habib Savings and Investments Limited	Income scheme
24-Mar-13	AH Dow Jones SAFE Pakistan Titans 15 Index Fund	MCB-Arif Habib Savings and Investments Limited	Index Tracker

Number of AMCs and Funds

Number of Asset Management Companies/Investment Advisors and Funds

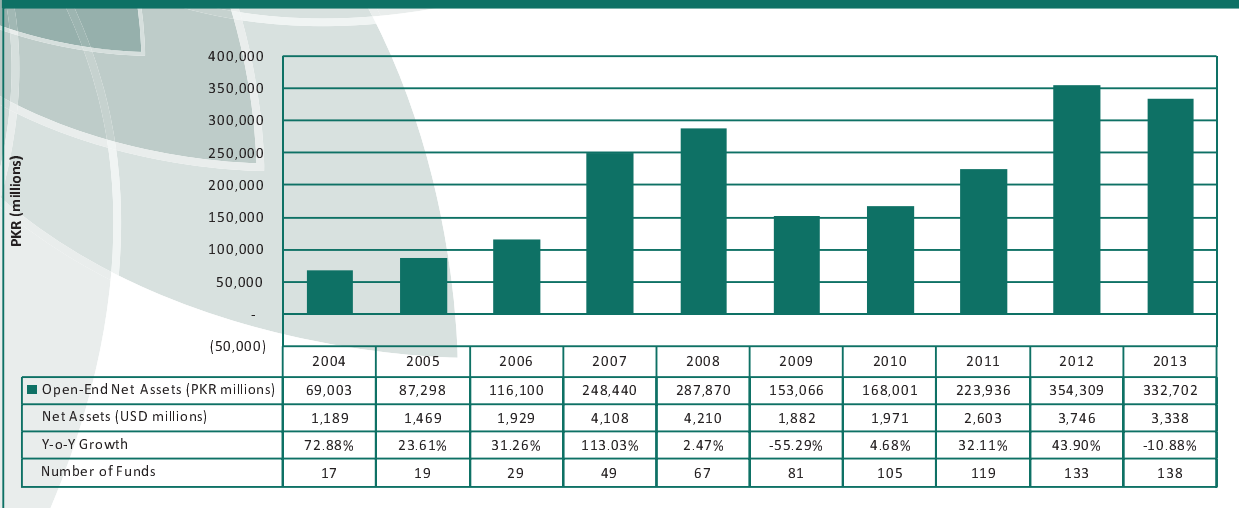


Total Net Assets (PKR millions)

	2004	2005	2006	2007	2008	2009	2010	2011	2012	2013
Equity	72,916	97,143	107,312	154,269	139,157	60,953	63,195	71,240	71,352	88,909
Income	9,327	11,995	24,616	85,474	105,714	56,403	49,085	39,954	87,620	56,438
Money Market	-	-	-	-	114	3,282	32,050	77,312	150,509	124,418
Aggressive Income	-	-	3,986	27,879	35,781	23,143	14,019	9,340	7,862	10,130
Asset Allocation	-	131	4,099	2,437	3,744	1,790	1,552	2,277	3,136	4,290
Balanced	8,418	9,291	8,981	11,747	16,978	8,343	6,349	4,841	4,147	4,092
Capital Protected	-	-	-	2,725	6,416	7,491	8,551	3,368	853	605
Commodities	-	-	-	-	-	-	-	-	-	140
Fund of Funds	-	527	821	791	1,833	1,000	1,182	1,223	1,291	1,190
Index Tracker	-	-	998	1,393	534	319	223	374	343	315
Islamic Equity	3,158	4,624	6,093	7,327	9,332	5,675	6,005	7,027	8,104	14,116
Islamic Income	-	-	-	3,162	6,618	5,868	6,132	20,888	29,944	36,414
Islamic Money Market	-	-	-	-	-	624	5,224	6,353	7,762	7,088
Islamic Aggressive Income	-	-	-	-	2,485	1,987	1,157	725	688	1,178
Islamic Asset Allocation	-	-	1,378	1,073	1,832	1,520	1,196	1,264	1,120	870
Islamic Balanced	-	1,347	1,513	2,563	3,340	2,501	2,189	2,290	2,334	3,772
Islamic Capital Protected	-	-	-	-	579	582	637	724	443	1,304
Islamic Fund of Funds	-	-	-	-	-	-	-	-	-	699
Islamic Index Tracker	-	-	-	-	-	-	-	-	289	901
Pension	-	-	-	420	305	349	571	655	1,101	1,865
Islamic Pension	-	-	-	-	466	530	729	903	1,640	2,957
TOTAL	93,819	125,057	159,798	301,261	335,228	182,360	200,048	250,757	380,538	361,690

Assets Under Management for Open-End Funds

Open-End Net Assets (PKR millions)

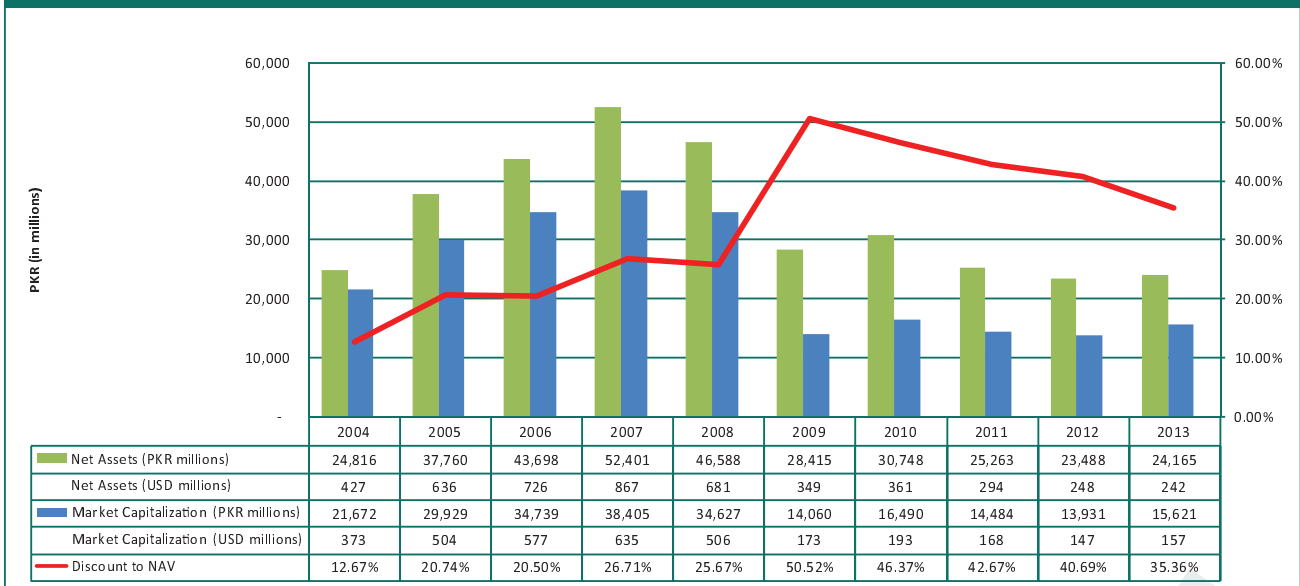


Assets Under Management for Open-End Funds (PKR millions)

	2004	2005	2006	2007	2008	2009	2010	2011	2012	2013
Equity	50,929	65,054	71,000	112,811	103,628	38,761	39,153	52,083	52,250	69,107
Income	9,327	11,995	24,616	84,448	104,600	55,319	47,974	38,829	86,478	55,312
Money Market	-	-	-	-	114	3,282	32,050	77,312	150,509	124,418
Aggressive Income	-	-	3,986	27,879	35,781	23,143	14,019	9,340	7,862	10,130
Asset Allocation	-	131	4,099	2,437	3,744	1,790	1,552	2,277	3,136	4,290
Balanced	6,794	7,165	6,574	7,459	12,353	7,100	5,186	3,525	2,861	3,150
Capital Protected	-	-	-	2,617	5,019	6,194	7,147	3,368	853	605
Commodities	-	-	-	-	-	-	-	-	-	140
Fund of Funds	-	-	192	145	1,241	717	837	789	867	641
Index Tracker	-	-	190	336	534	319	223	374	343	315
Islamic Equity	1,953	2,953	4,064	5,108	7,425	4,501	4,601	5,320	8,104	15,349
Islamic Income	-	-	-	3,162	6,618	5,868	6,132	20,888	29,944	36,414
Islamic Money Market	-	-	-	-	-	624	5,224	6,353	7,762	7,088
Islamic Aggressive Income	-	-	-	-	2,485	1,987	1,157	725	688	1,178
Islamic Asset Allocation	-	-	1,378	1,073	1,832	1,520	1,196	1,264	1,120	870
Islamic Balanced	-	-	-	965	1,916	1,358	911	766	799	791
Islamic Capital Protected	-	-	-	-	579	582	637	724	443	1,304
Islamic Fund of Funds	-	-	-	-	-	-	-	-	-	699
Islamic Index Tracker	-	-	-	-	-	-	-	-	289	901

Assets Under Management & Market Capitalization for Closed-End Funds

Closed-End Funds - Net Assets and Market Capitalization



Assets Under Management for Closed-End Funds (PKR millions)

	2004	2005	2006	2007	2008	2009	2010	2011	2012	2013
Equity	21,987	32,090	36,312	41,458	35,529	22,192	24,042	19,157	19,102	19,802
Income	-	-	-	1,027	1,115	1,084	1,111	1,125	1,142	1,125
Balanced	1,625	2,126	2,407	4,287	4,625	1,243	1,163	1,316	1,286	942
Capital Protected	-	-	-	108	1,397	1,297	1,404	-	-	-
Fund of Funds	-	527	629	646	592	283	345	435	424	549
Index Tracker	-	-	808	1,058	-	-	-	-	-	-
Islamic Equity	1,205	1,671	2,029	2,219	1,906	1,174	1,404	1,707	-	-
Islamic Balanced	-	1,347	1,513	1,598	1,424	1,143	1,278	1,523	1,535	1,747

Mutual Fund Returns

Open-End Fund Returns														
	2000	2001	2002	2003	2004	2005	2006	2007	2008	2009	2010	2011	2012	2013
Aggressive Income	-	-	-	-	-	-	11.10%	11.63%	9.75%	5.82%	8.40%	-2.12%	1.45%	8.14%
Asset Allocation	-	-	-	-	-	0.62%	65.44%	19.47%	-7.88%	-20.98%	17.93%	12.19%	6.76%	23.42%
Balanced	-	9.47%	18.25%	55.53%	10.82%	21.42%	28.84%	27.68%	1.96%	-24.88%	14.25%	16.38%	13.40%	36.65%
Capital Protected	-	-	-	-	-	-	-	4.67%	9.87%	3.30%	7.22%	9.71%	3.27%	11.38%
Commodity	-	-	-	-	-	-	-	-	-	-	-	-	-	-17.14%
Equity	59.08%	-8.23%	31.42%	104.49%	60.35%	35.85%	27.55%	43.83%	-4.01%	-37.92%	18.76%	25.04%	9.12%	56.42%
Fund of Funds	-	-	-	-	-	-	6.64%	17.03%	10.82%	-25.69%	13.99%	31.70%	14.69%	35.93%
Income	-	-	12.04%	11.38%	5.24%	9.30%	10.83%	10.62%	9.77%	8.43%	9.44%	11.02%	11.08%	9.73%
Index Tracker	-	-	-	-	-	-	0.52%	41.10%	-15.65%	-42.16%	29.79%	22.45%	7.33%	44.78%
Islamic Aggressive Income	-	-	-	-	-	-	-	-	2.42%	1.96%	1.01%	1.35%	10.19%	7.81%
Islamic Asset Allocation	-	-	-	-	-	-	-4.54%	23.38%	5.49%	-2.87%	10.24%	13.82%	8.31%	30.80%
Islamic Balanced	-	-	-	-	-	-	-	14.86%	-1.17%	-15.11%	16.82%	27.17%	16.24%	25.00%
Islamic Capital Protected	-	-	-	-	-	-	-	-	-0.54%	0.75%	14.07%	14.12%	13.52%	10.45%
Islamic Equity	-	-	-	17.56%	24.52%	28.15%	31.35%	25.68%	-0.74%	-29.95%	29.25%	37.23%	19.97%	47.94%
Islamic Fund of Funds	-	-	-	-	-	-	-	-	-	-	-	-	-	6.26%
Islamic Income	-	-	-	-	-	-	-	9.93%	9.04%	9.13%	8.07%	10.08%	10.98%	9.37%
Islamic Index Tracker	-	-	-	-	-	-	-	-	-	-	-	-	-2.34%	49.64%
Islamic Money Market	-	-	-	-	-	-	-	-	-	8.08%	10.10%	10.98%	10.69%	8.06%
Money Market	-	-	-	-	-	-	-	-	8.48%	10.50%	10.63%	11.85%	11.16%	9.05%

Closed-End Fund Returns														
	2000	2001	2002	2003	2004	2005	2006	2007	2008	2009	2010	2011	2012	2013
Balanced	-	-	17.16%	57.52%	38.19%	6.78%	28.85%	25.96%	23.80%	-29.30%	4.85%	13.15%	1.20%	-
Capital Protected	-	-	-	-	-	-	-	14.79%	-1.48%	1.86%	8.09%	-	-	-
Equity	23.43%	-4.90%	54.01%	65.36%	3.49%	23.08%	12.82%	28.18%	-2.76%	-37.87%	13.63%	18.89%	10.97%	59.74%
Fund of Funds	-	-	-	-	-	5.30%	19.23%	17.33%	5.41%	-45.64%	26.44%	42.46%	21.34%	41.02%
Income	-	-	-	-	-	-	-	19.32%	10.81%	5.54%	12.07%	11.67%	11.23%	7.84%
Index Tracker	-	-	-	-	-	-	7.72%	36.60%	-	-	-	-	-	-
Islamic Balanced	-	-	-	-	-	2.20%	34.74%	25.41%	1.33%	-10.79%	22.73%	25.37%	16.81%	31.75%
Islamic Equity	12.47%	-6.73%	24.80%	93.16%	34.33%	45.43%	28.37%	26.95%	0.43%	-31.67%	31.23%	37.37%	-	-

Voluntary Pension Schemes (VPS) Returns

Conventional VPS Returns						
	2008	2009	2010	2011	2012	2013
Equity Sub-Fund	-4.41%	-26.78%	20.32%	26.45%	15.87%	60.16%
Debt Sub-Fund	3.55%	12.67%	7.64%	10.69%	10.47%	48.00%
Money Market Sub-Fund	6.27%	10.00%	3.45%	10.94%	10.11%	8.75%

Shariah Compliant VPS Returns						
	2008	2009	2010	2011	2012	2013
Equity Sub-Fund	0.13%	-15.23%	23.13%	34.76%	19.14%	52.72%
Debt Sub-Fund	7.89%	9.91%	8.86%	9.65%	8.99%	8.05%
Money Market Sub-Fund	7.54%	9.16%	6.78%	9.03%	9.88%	7.54%

Conventional VPS						
Weighted Average Return of Allocation Schemes (%)						
	2008	2009	2010	2011	2012	2013
High Volatility (E:80%, D:20%, M,0%)	-2.82%	-18.89%	17.79%	23.30%	14.79%	57.73%
Medium Volatility (E:50%, D:40%, M,10%)	-0.16%	-7.32%	13.56%	18.59%	13.13%	50.16%
Low Volatility (E:20%, D:65%, M,15%)	2.37%	4.38%	9.55%	13.88%	11.49%	44.54%
Lower Volatility (E:0%, D:50%, M,50%)	4.91%	11.33%	5.55%	10.81%	10.29%	28.37%

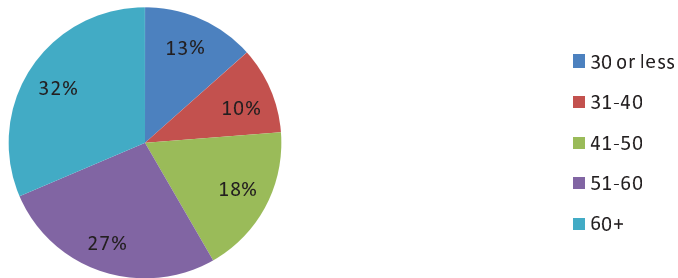
E: Weight of Equity Sub-Fund; D: Weight of Debt Sub-Fund; M: Weight of Money Market Sub-Fund

Shariah Compliant VPS						
Weighted Average Return of Allocation Schemes (%)						
	2008	2009	2010	2011	2012	2013
High Volatility (E:80%, D:20%, M,0%)	1.68%	-6.20%	20.27%	29.74%	17.11%	43.79%
Medium Volatility (E:50%, D:40%, M,10%)	3.98%	-2.73%	15.78%	22.14%	14.15%	30.34%
Low Volatility (E:20%, D:65%, M,15%)	6.29%	4.77%	11.40%	14.58%	11.15%	16.91%
Lower Volatility (E:0%, D:50%, M,50%)	7.72%	9.53%	7.82%	9.34%	9.43%	7.80%

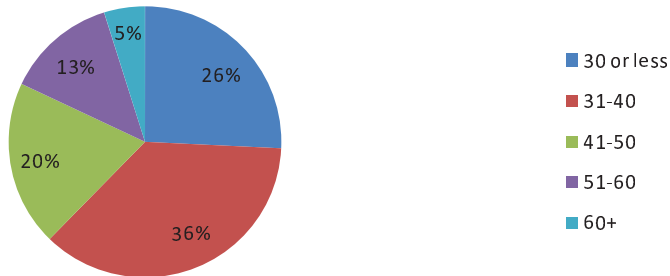
E: Weight of Equity Sub-Fund; D: Weight of Debt Sub-Fund; M: Weight of Money Market Sub-Fund

Age-wise Allocation of VPS Participants

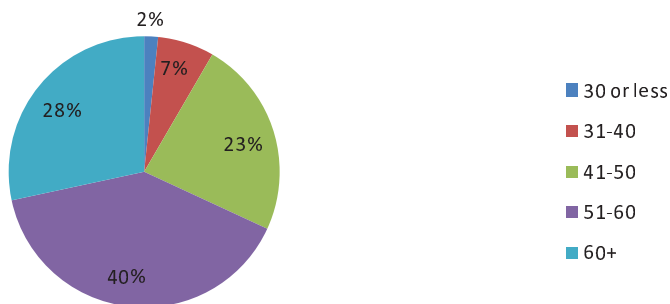
Conventional VPS (in terms of Rupees) - June 30, 2013



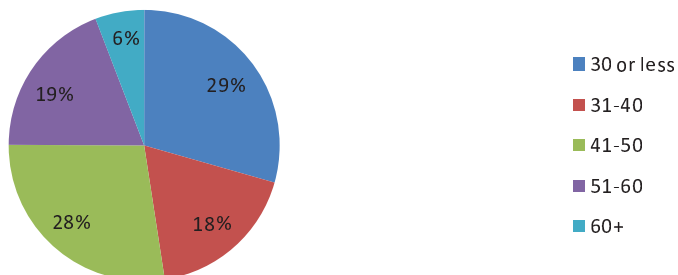
Conventional VPS (in terms of number of investors) - June 30, 2013



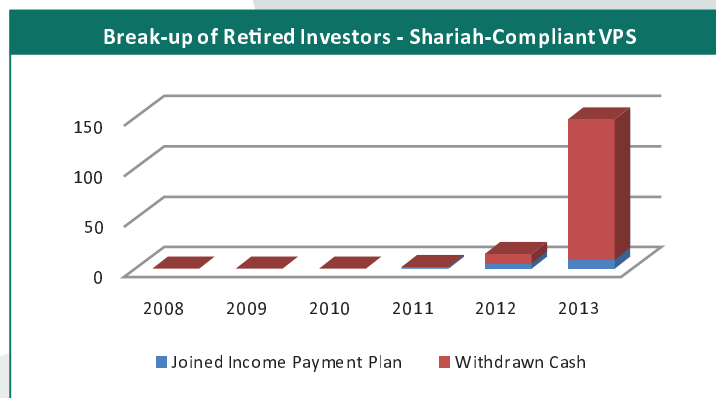
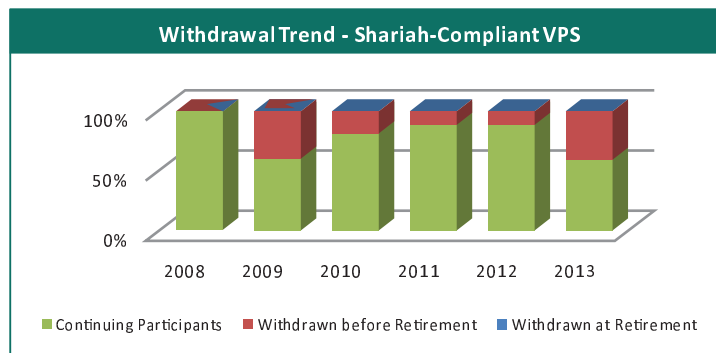
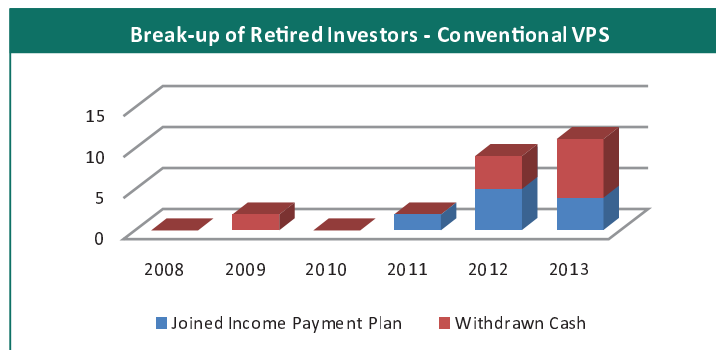
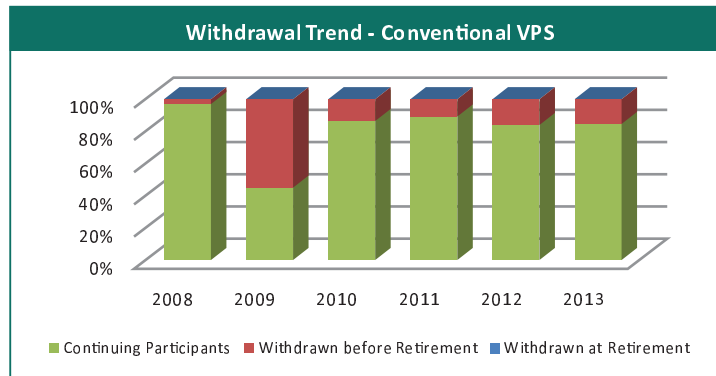
Shariah-Compliant VPS (in terms of Rupees) - June 30, 2013



Shariah-Compliant VPS (in terms of number of investors) - June 30, 2013

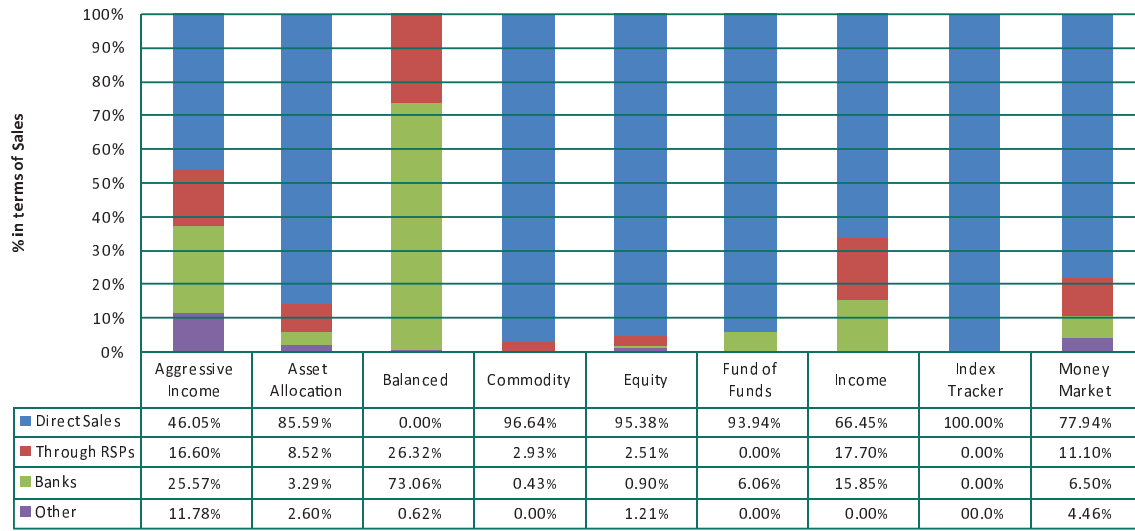


Withdrawal from Voluntary Pension Schemes

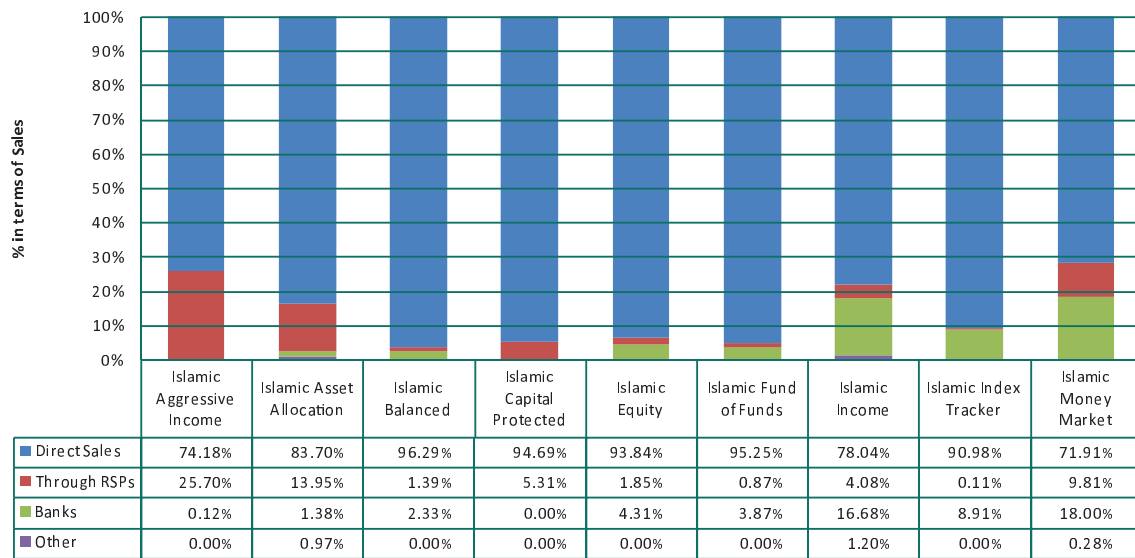


Break-up of Sales (Channel-wise)

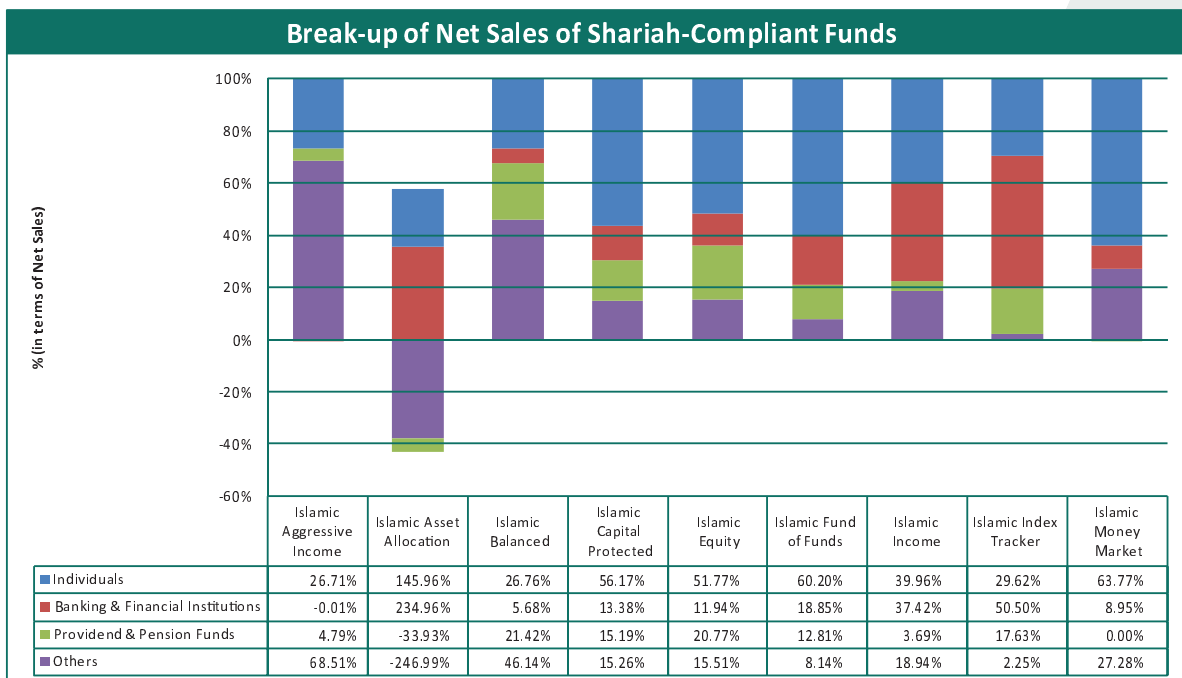
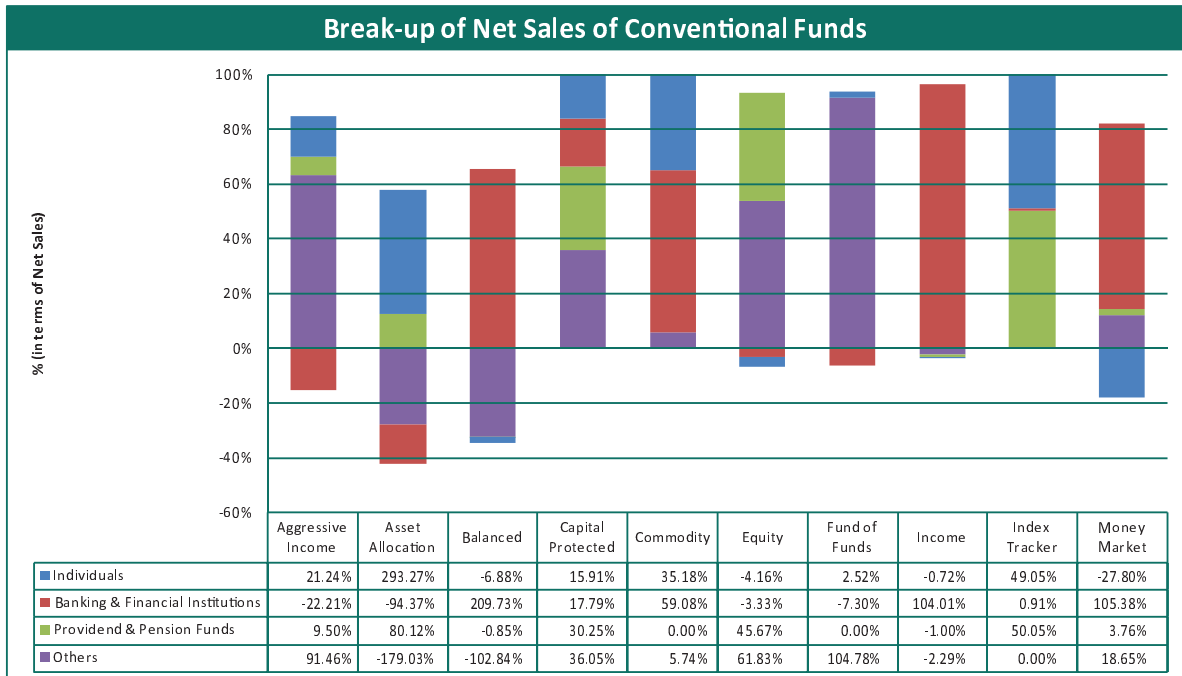
Break up of Sales of Conventional Mutual Funds



Break up of Sales of Shariah-Compliant Mutual Funds



Break-up of Net Sales (Investor break-up)



Open-End Mutual Funds Sales, Redemptions and Net Sales

Sales (PKR millions)										
	2004	2005	2006	2007	2008	2009	2010	2011	2012	2013
Equity	13,267	13,638	10,639	27,505	45,866	18,886	11,774	13,958	8,783	15,443
Income	9,925	12,001	38,545	145,113	315,307	95,136	88,175	41,348	115,772	107,510
Money Market	-	-	-	-	115	4,813	84,832	135,248	258,427	211,325
Aggressive Income	-	-	3,689	45,339	101,684	33,361	25,250	3,588	2,388	6,766
Asset Allocation	-	130	8,300	2,952	5,104	377	204	849	2,208	3,539
Balanced	4,936	1,292	1,933	3,023	11,477	828	630	165	224	322
Capital Protected	-	-	-	2,678	2,638	3,072	2,863	8	735	-
Commodity	-	-	-	-	-	-	-	-	-	237
Fund of Funds	-	-	261	0	1,440	486	259	21	444	165
Index Tracker	-	-	191	350	703	92	52	144	65	128
Islamic Equity	2,235	1,573	1,581	1,883	4,939	931	764	1,166	2,300	6,440
Islamic Income	-	-	-	4,018	17,078	10,536	7,023	22,718	36,076	37,988
Islamic Money Market	-	-	-	-	-	676	13,094	9,328	14,217	8,455
Islamic Aggressive Income	-	-	-	-	5,210	2,882	1,201	79	23	311
Islamic Asset Allocation	-	-	1,598	594	1,698	458	387	105	187	283
Islamic Balanced	-	-	-	1,310	2,507	255	526	123	49	2,884
Islamic Capital Protected	-	-	-	-	581	9	-	-	396	768
Islamic Fund of Funds	-	-	-	-	-	-	-	-	-	810
Islamic Index Tracker	-	-	-	-	-	-	-	-	296	759
Pension	-	-	-	90	196	68	120	146	449	722
Islamic Pension	-	-	-	-	468	92	86	144	664	1,401
TOTAL	30,363	28,634	66,736	234,855	517,011	172,959	237,241	229,139	443,703	406,256

Redemptions (PKR millions)										
	2004	2005	2006	2007	2008	2009	2010	2011	2012	2013
Equity	11,741	12,801	15,138	17,801	42,317	19,009	15,556	14,318	9,131	26,440
Income	5,626	10,000	27,012	90,103	303,019	133,251	98,327	51,816	71,768	241,926
Money Market	-	-	-	-	3	1,683	57,790	102,355	197,173	245,087
Aggressive Income	-	-	59	22,541	95,841	46,442	35,777	9,359	3,931	4,883
Asset Allocation	-	-	4,751	5,081	3,317	1,471	929	659	1,636	3,015
Balanced	1,747	2,080	4,318	3,831	6,519	2,890	3,605	1,918	1,115	992
Capital Protected	-	-	-	57	164	2,272	2,492	3,569	1,267	1,173
Commodity	-	-	-	-	-	-	-	-	-	67
Fund of Funds	-	-	78	72	319	695	236	293	535	578
Index Tracker	-	-	-	293	1,387	79	242	66	122	155
Islamic Equity	1,107	1,197	1,312	1,954	2,469	1,615	1,984	2,038	2,335	4,608
Islamic Income	-	-	-	927	14,071	11,605	7,362	9,133	28,973	34,239
Islamic Money Market	-	-	-	-	-	54	8,812	8,013	13,249	9,808
Islamic Aggressive Income	-	-	-	-	3,476	3,259	1,809	637	43	83
Islamic Asset Allocation	-	-	154	900	1,605	634	730	227	296	445
Islamic Balanced	-	-	-	452	1,522	505	1,213	440	42	2,169
Islamic Capital Protected	-	-	-	-	-	10	26	3	5	10
Islamic Fund of Funds	-	-	-	-	-	-	-	-	-	136
Islamic Index Tracker	-	-	-	-	-	-	-	-	1	315
Pension	-	-	-	-	0	21	37	116	83	225
Islamic Pension	-	-	-	-	0	36	49	79	150	554
TOTAL	20,221	26,078	52,823	144,011	476,032	225,530	236,974	205,039	331,854	576,908

Net Sales (PKR millions)										
	2004	2005	2006	2007	2008	2009	2010	2011	2012	2013
Equity	1,527	837	(4,499)	9,705	3,548	(123)	(3,783)	(360)	(348)	(10,998)
Income	4,298	2,001	11,533	55,010	12,287	(38,115)	(10,151)	(10,468)	44,005	(134,416)
Money Market	-	-	-	-	112	3,129	27,043	32,894	61,254	(33,762)
Aggressive Income	-	-	3,630	22,798	5,843	(13,081)	(10,527)	(5,771)	(1,543)	1,884
Asset Allocation	-	130	3,550	(2,129)	1,787	(1,095)	(725)	191	572	525
Balanced	3,188	(788)	(2,386)	(808)	4,957	(2,061)	(2,975)	(1,753)	(891)	(670)
Capital Protected	-	-	-	2,621	2,474	800	371	(3,560)	(532)	(1,173)
Commodity	-	-	-	-	-	-	-	-	-	171
Fund of Funds	-	-	183	(72)	1,121	(209)	23	(272)	(91)	(413)
Index Tracker	-	-	191	58	(684)	13	(190)	78	(56)	(28)
Islamic Equity	1,129	375	268	(71)	2,470	(684)	(1,219)	(872)	(35)	1,832
Islamic Income	-	-	-	3,091	3,007	(1,068)	(339)	13,585	7,104	3,749
Islamic Money Market	-	-	-	-	-	622	4,282	1,314	968	(1,353)
Islamic Aggressive Income	-	-	-	-	1,734	(376)	(608)	(558)	(20)	228
Islamic Asset Allocation	-	-	1,444	(306)	93	(175)	(342)	(122)	(109)	(162)
Islamic Balanced	-	-	-	858	985	(249)	(687)	(317)	7	715
Islamic Capital Protected	-	-	-	-	581	(1)	(26)	(3)	391	758
Islamic Fund of Funds	-	-	-	-	-	-	-	-	-	674
Islamic Index Tracker	-	-	-	-	-	-	-	-	295	444
Pension	-	-	-	90	196	46	83	30	366	496
Islamic Pension	-	-	-	-	468	56	37	65	514	847
TOTAL	10,142	2,556	13,914	90,844	40,979	(52,571)	267	24,101	111,850	(170,652)

Unit Holders' Pattern

Open End Funds										
	2004	2005	2006	2007	2008	2009	2010	2011	2012	2013
Individuals										
Net Assets (PKR millions)	10,622	14,343	17,179	37,964	54,396	30,070	36,655	47,180	58,522	78,407
Investors' Account	56,329	55,311	58,914	96,018	118,074	113,037	109,339	113,101	130,042	142,646
Banking & Financial Institutions										
Net Assets (PKR millions)	23,660	26,719	36,165	98,755	98,851	39,785	35,558	47,282	75,207	54,291
Investors' Account	286	291	541	845	745	621	603	1,205	628	589
Provident & Pension Funds										
Net Assets (PKR millions)	10,252	13,890	20,280	39,353	42,779	26,774	25,485	25,154	12,155	29,906
Investors' Account	571	802	1,295	2,451	2,839	2,916	2,344	2,052	1,818	2,084
Public Limited Co.										
Net Assets (PKR millions)	3,340	3,629	5,234	15,212	19,940	10,062	14,599	26,747	18,060	32,272
Investors' Account	158	121	148	265	237	221	280	968	536	552
Others										
Net Assets (PKR millions)	13,885	18,897	21,976	52,653	69,839	45,543	55,381	77,237	190,278	143,368
Investors' Account	879	923	886	1,825	2,724	1,978	2,010	5,760	2,427	2,901
Total										
Net Assets (PKR millions)	61,760	77,480	100,834	243,938	285,804	152,234	167,677	223,601	354,222	338,245
Investors' Account	58,223	57,448	61,784	101,404	124,619	118,773	114,576	123,086	135,451	148,772

Closed End Funds										
	2004	2005	2006	2007	2008	2009	2010	2011	2012	2013
Individuals										
Net Assets (PKR millions)	881	7,804	11,274	13,586	11,719	8,247	8,780	7,673	5,916	7,474
Investors' Account	12,351	58,520	100,318	94,746	100,747	99,945	93,947	76,283	41,240	32,539
Banking & Financial Institutions										
Net Assets (PKR millions)	3,446	7,987	9,957	14,153	9,930	6,070	7,331	5,294	3,325	5,138
Investors' Account	179	416	555	595	439	488	431	298	140	151
Provident & Pension Funds										
Net Assets (PKR millions)	-	43	175	173	606	470	505	437	214	251
Investors' Account	26	32	54	57	188	205	192	117	63	48
Public Limited Co.										
Net Assets (PKR millions)	209	1,761	2,294	3,731	1,519	1,475	1,181	1,011	728	361
Investors' Account	81	432	520	610	644	650	535	369	265	37
Others										
Net Assets (PKR millions)	1,356	7,281	12,336	14,452	18,839	12,437	12,875	10,849	6,430	8,272
Investors' Account	260	474	757	936	1,012	869	886	573	308	391
Total										
Net Assets (PKR millions)	5,892	24,876	36,035	46,095	42,613	28,699	30,671	25,263	16,614	21,496
Investors' Account	12,897	59,874	102,204	96,944	103,030	102,157	95,991	77,640	42,016	33,166