


INDUSTRY STATISTICS

(See Notes to Statistics in Glossary & Notes Section)



Funds Launched/Matured during Financial Year 2019

New Funds Launched

Inception Date	Fund Name	AMC	Category
29-Mar-19	ABL Islamic Financial Planning Fund (Capital Preservation Plan I)	ABL Asset Management Company Limited	Shariah Compliant Fund of Funds - CPPI
23-Nov-18	Allied Finergy Fund	ABL Asset Management Company Limited	Asset Allocation
28-Dec-18	Meezan Rozana Amdani Fund	Al Meezan Investment Management Limited	Shariah Compliant Money Market
10-Jul-18	Meezan Strategic Allocation Fund II (Meezan Capital Preservation Plan VI)	Al Meezan Investment Management Limited	Shariah Compliant Fund of Funds - CPPI
26-Sep-18	Meezan Strategic Allocation Fund II (Meezan Capital Preservation Plan VII)	Al Meezan Investment Management Limited	Shariah Compliant Fund of Funds - CPPI
14-Dec-18	Meezan Strategic Allocation Fund II (Meezan Capital Preservation Plan VIII)	Al Meezan Investment Management Limited	Shariah Compliant Fund of Funds - CPPI
14-May-19	Meezan Strategic Allocation Fund III (Meezan Capital Preservation Plan IX)	Al Meezan Investment Management Limited	Shariah Compliant Fund of Funds - CPPI
13-Jul-18	Alfalah GHP Islamic Prosperity Planning Fund (Capital Preservation Plan IV)	Alfalah GHP Investment Management Limited	Shariah Compliant Fund of Funds
17-Dec-18	Alfalah GHP Islamic Prosperity Planning Fund (Capital Preservation Plan V)	Alfalah GHP Investment Management Limited	Shariah Compliant Fund of Funds
10-Jan-19	Atlas Islamic Dedicated Stock Fund	Atlas Asset Management Limited	Shariah Compliant Equity
7-Jan-19	Atlas Islamic Fund of Funds (Atlas Aggressive Allocation Islamic Plan)	Atlas Asset Management Limited	Shariah Compliant Fund of Funds
7-Jan-19	Atlas Islamic Fund of Funds (Atlas Conservative Allocation Islamic Plan)	Atlas Asset Management Limited	Shariah Compliant Fund of Funds
7-Jan-19	Atlas Islamic Fund of Funds (Atlas Islamic Capital Preservation Plan)	Atlas Asset Management Limited	Shariah Compliant Fund of Funds - CPPI
7-Jan-19	Atlas Islamic Fund of Funds (Atlas Moderate Allocation Islamic Plan)	Atlas Asset Management Limited	Shariah Compliant Fund of Funds
1-Oct-18	HBL Islamic Dedicated Equity Fund	HBL Asset Management Limited	Shariah Compliant Equity
2-Jul-18	HBL Growth Fund-Class A (Formerly: PICIC Growth Fund)	HBL Asset Management Limited	Equity
2-Jul-18	HBL Growth Fund-Class B (Formerly: PICIC Growth Fund)	HBL Asset Management Limited	Equity
2-Jul-18	HBL Investment Fund-Class A (Formerly: PICIC Investment Fund)	HBL Asset Management Limited	Equity
2-Jul-18	HBL Investment Fund-Class B (Formerly: PICIC Investment Fund)	HBL Asset Management Limited	Equity
2-Oct-18	HBL Islamic Financial Planning Fund (Islamic Capital Preservation)	HBL Asset Management Limited	Shariah Compliant Fund of Funds - CPPI
1-Aug-18	JS Islamic Hybrid Fund of Funds II (JS Islamic Capital Preservation Allocation Plan III)	JS Investments Limited	Shariah Compliant Fund of Funds - CPPI
22-Oct-18	JS Islamic Hybrid Fund of Funds II (JS Islamic Capital Preservation Allocation Plan IV)	JS Investments Limited	Shariah Compliant Fund of Funds - CPPI
1-Feb-19	JS Islamic Hybrid Fund of Funds II (JS Islamic Capital Preservation Allocation Plan V)	JS Investments Limited	Shariah Compliant Fund of Funds - CPPI
25-Apr-19	JS Islamic Hybrid Fund of Funds III (JS Islamic Capital Preservation Allocation Plan VI)	JS Investments Limited	Shariah Compliant Fund of Funds - CPPI
14-Sep-18	NAFA Islamic Capital Preservation Plan IV	NBP Fullerton Asset Management Limited	Shariah Compliant Fund of Funds - CPPI
1-Nov-18	NBP Islamic Regular Income Fund (Formerly: NBP Aitemaad Regular Payment Fund)	NBP Fullerton Asset Management Limited	Shariah Compliant Asset Allocation
18-Mar-19	NBP Government Securities Plan I	NBP Fullerton Asset Management Limited	Income
18-Dec-18	NBP Islamic Capital Preservation Plan V	NBP Fullerton Asset Management Limited	Shariah Compliant Fund of Funds - CPPI
8-Oct-18	NBP Islamic Mahana Amdani Fund (Formerly: NBP Aitemaad Mahana Amdani Fund)	NBP Fullerton Asset Management Limited	Shariah Compliant Income
5-Apr-19	Al Ameen Islamic Active Allocation Plan XI	UBL Fund Managers Limited	Shariah Compliant Fund of Funds
25-Sep-18	Al Ameen Islamic Active Principal Preservation Plan III	UBL Fund Managers Limited	Shariah Compliant Fund of Funds - CPPI
18-Dec-18	Al Ameen Islamic Active Principal Preservation Plan IV	UBL Fund Managers Limited	Shariah Compliant Fund of Funds - CPPI
24-Oct-18	UBL Active Principal Preservation Plan III	UBL Fund Managers Limited	Fund of Funds - CPPI
9-Nov-18	UBL Special Savings Plan I	UBL Fund Managers Limited	Capital Protected - Income
5-Feb-19	UBL Special Savings Plan II	UBL Fund Managers Limited	Capital Protected - Income
17-Apr-19	UBL Special Savings Plan III	UBL Fund Managers Limited	Capital Protected - Income
30-May-19	UBL Special Savings Plan IV	UBL Fund Managers Limited	Capital Protected - Income

Funds Matured

Maturity Date	Fund Name	AMC	Category
24-Jul-18	Meezan Financial Planning Fund of Funds (MAAP IV)	Al Meezan Investment Management Limited	Shariah Compliant Fund of Funds
12-Jul-18	JS Capital Protected Fund V	JS Investments Limited	Capital Protected
20-Aug-18	PIML Daily Reserve Fund	AWT Investments Limited (Formerly: Primus Investment Management Limited)	Money Market
15-Aug-18	Al Ameen Islamic Active Allocation Plan V	UBL Fund Managers Limited	Shariah Compliant Fund of Funds

Funds Merged

Date	Fund Name	AMC	Category
2-Jul-18	PICIC Growth Fund (Converted from Closed-End to Open-End)	HBL Asset Management Limited	Equity
2-Jul-18	PICIC Investment Fund (Converted from Closed-End to Open-End)	HBL Asset Management Limited	Equity

Number of AMC's and Funds

Number of Asset Management Companies/Investment Advisors and Funds



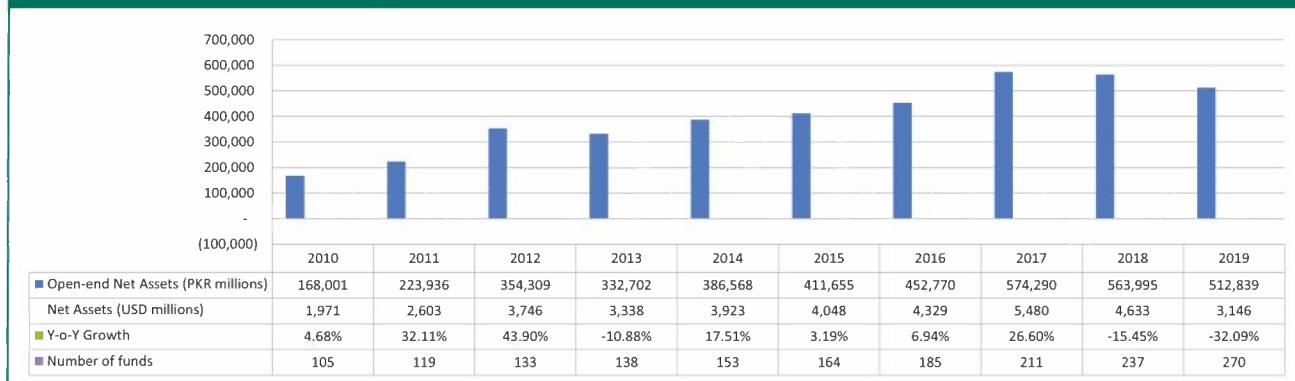
Total Net Assets (PKR millions)

Category	2010	2011	2012	2013	2014	2015	2016	2017	2018	2019
Money Market	32,050	77,312	150,509	124,418	117,385	66,681	49,658	70,549	121,873	133,427
Income	49,085	39,954	87,620	56,438	63,336	80,476	98,037	69,960	57,967	50,178
Equity	63,195	71,240	71,352	88,909	109,345	125,899	129,753	177,907	155,748	117,498
Capital Protected	8,551	3,368	853	605	-	2,675	2,871	697	2,153	1,719
Capital Protected - Income	-	-	-	-	-	-	-	-	-	1,809
Fund of Funds - CPPI	-	-	-	-	2,306	4,276	1,804	-	497	668
Aggressive Fixed Income	14,019	9,340	7,862	10,130	12,345	11,694	14,056	13,887	8,231	4,994
Balanced	6,349	4,841	4,147	4,092	3,731	4,645	4,489	5,976	4,255	3,250
Asset Allocation	1,552	2,277	3,136	4,290	6,406	8,342	10,843	15,388	13,754	9,309
Fund of Funds	1,182	1,223	1,291	1,190	141	171	1,739	4,178	4,012	2,214
Index Tracker	223	374	343	315	419	460	452	520	461	371
Commodities	-	-	-	140	304	340	367	214	-	-
Shariah Compliant Money Market	5,224	6,353	7,762	7,088	5,189	13,483	5,920	7,337	8,927	29,012
Shariah Compliant Income	6,132	20,888	29,944	36,414	36,783	21,028	29,692	31,508	31,273	43,953
Shariah Compliant Equity	6,005	7,027	8,104	14,116	23,363	51,167	67,215	92,788	75,095	50,706
Shariah Compliant Capital Protected Fund	637	724	443	1,304	2,972	3,015	1,771	244	127	106
Shariah Compliant Fund of Funds - CPPI	-	-	-	-	11,533	20,671	9,168	379	14,006	18,311
Shariah Compliant Aggressive Fixed Income	1,157	725	688	1,178	2,253	2,157	3,209	1,105	796	456
Shariah Compliant Balanced Fund	2,189	2,290	2,334	3,772	6,955	3,493	4,822	9,516	7,843	5,350
Shariah Compliant Asset Allocation	1,196	1,264	1,120	870	1,116	4,784	10,818	31,193	29,088	17,560
Shariah Compliant Fund of Funds	-	-	-	699	927	3,269	23,679	61,411	45,585	21,231
Shariah Compliant Index Tracker	-	-	289	901	1,176	1,159	882	1,881	1,687	1,477
Shariah Compliant Commodities	-	-	-	-	-	-	321	457	243	478
Conventional Pension Schemes	571	655	1,101	1,865	3,263	7,989	7,302	9,115	9,305	9,181
Shariah Compliant Pension Schemes	729	903	1,640	2,957	4,912	5,596	11,502	16,142	16,833	16,710
TOTAL	200,048	250,757	380,538	361,690	416,160	443,470	490,370	622,351	609,757	539,970



Assets Under Management for Open-End Funds

Open-End Funds - Net Assets (PKR millions)



Assets Under Management for Open-End Funds (PKR millions)

Category	2010	2011	2012	2013	2014	2015	2016	2017	2018	2019
Money Market	32,050	77,312	150,509	124,418	117,385	66,681	49,658	70,549	121,873	133,427
Income	47,974	38,829	86,478	55,312	62,209	80,476	98,037	69,960	57,967	50,178
Equity	39,153	52,083	52,250	69,107	89,055	107,668	110,957	155,103	136,124	116,258
Capital Protected	7,147	3,368	853	605	-	2,675	2,871	697	2,153	1,719
Capital Protected - Income	-	-	-	-	-	-	-	-	-	1,809
Fund of Funds - CPPI	-	-	-	-	2,306	4,276	1,804	-	497	668
Aggressive Fixed Income	14,019	9,340	7,862	10,130	12,345	11,694	14,056	13,887	8,231	4,994
Balanced	5,186	3,525	2,861	3,150	3,731	4,645	4,489	5,976	4,255	3,250
Asset Allocation	1,552	2,277	3,136	4,290	6,406	8,342	10,843	15,388	13,754	9,309
Fund of Funds	837	789	867	641	141	171	1,739	4,178	4,012	2,214
Index Tracker	223	374	343	315	419	460	452	520	461	371
Commodities	-	-	-	140	304	340	367	214	-	-
Shariah Compliant Money Market	5,224	6,353	7,762	7,088	5,189	13,483	5,920	7,337	8,927	29,012
Shariah Compliant Income	6,132	20,888	29,944	36,414	36,783	21,028	29,692	31,508	31,273	43,953
Shariah Compliant Equity	4,601	5,320	8,104	15,349	23,363	51,167	67,215	92,788	75,095	50,706
Shariah Compliant Capital Protected Fund	637	724	443	1,304	2,972	3,015	1,771	244	127	106
Shariah Compliant Fund of Funds - CPPI	-	-	-	-	11,533	20,671	9,168	379	14,006	18,311
Shariah Compliant Aggressive Fixed Income	1,157	725	688	1,178	2,253	2,157	3,209	1,105	796	456
Shariah Compliant Balanced Fund	911	766	799	791	6,955	3,493	4,822	9,516	7,843	5,350
Shariah Compliant Asset Allocation	1,196	1,264	1,120	870	1,116	4,784	10,818	31,193	29,088	17,560
Shariah Compliant Fund of Funds	-	-	-	699	927	3,269	23,679	61,411	45,585	21,231
Shariah Compliant Index Tracker	-	-	289	901	1,176	1,159	882	1,881	1,687	1,477
Shariah Compliant Commodities	-	-	-	-	-	-	321	457	243	478
TOTAL	168,001	223,936	354,309	332,702	386,568	411,655	452,770	574,290	563,995	512,839

Assets Under Management and Market Capitalization for Closed-End Funds

Closed-End Funds - Net Assets and Market Capitalization



Closed-End Funds - Net Assets and Market Capitalization

Category	2010	2011	2012	2013	2014	2015	2016	2017	2018	2019
Income	1,111	1,125	1,142	1,125	1,127	-	-	-	-	-
Equity	24,042	19,157	19,102	19,802	20,290	18,231	18,796	22,804	19,624	1,240
Capital Protected	1,404	-	-	-	-	-	-	-	-	-
Balanced	1,163	1,316	1,286	942	-	-	-	-	-	-
Fund of Funds	345	435	424	549	-	-	-	-	-	-
Index Tracker	-	-	-	-	-	-	-	-	-	-
Shariah Compliant Equity	1,404	1,707	-	-	-	-	-	-	-	-
Shariah Compliant Balanced Fund	1,278	1,523	1,535	1,747	-	-	-	-	-	-
TOTAL	30,748	25,263	23,488	24,165	21,417	18,231	18,796	22,804	19,624	1,240



Mutual Funds Category wise Returns

Open-End Fund Returns

Category	2010	2011	2012	2013	2014	2015	2016	2017	2018	2019
Money Market	10.63%	11.85%	11.16%	9.05%	8.18%	8.80%	5.71%	6.96%	5.45%	7.39%
Income	9.44%	11.02%	11.08%	9.73%	9.32%	13.97%	7.67%	5.94%	5.15%	-6.06%
Equity	18.76%	25.04%	9.12%	56.42%	47.34%	21.73%	9.05%	33.37%	-11.17%	-10.89%
Capital Protected	7.22%	9.71%	3.27%	11.38%	-	4.29%	3.81%	3.26%	0.74%	3.62%
Fund of Funds - CPPI	-	-	-	-	8.09%	11.47%	8.68%	-	0.72%	4.26%
Aggressive Fixed Income	8.40%	-2.12%	1.45%	8.14%	5.88%	12.40%	9.06%	5.98%	5.01%	-21.26%
Balanced	14.25%	16.38%	13.40%	36.65%	23.70%	19.86%	7.05%	25.26%	-7.67%	-2.72%
Asset Allocation	17.93%	12.19%	6.76%	23.42%	14.78%	20.04%	5.96%	17.26%	-5.12%	2.11%
Fund of Funds	13.99%	31.70%	14.69%	35.93%	40.09%	20.44%	6.17%	11.70%	-3.74%	8.24%
Index Tracker	29.79%	22.45%	7.33%	44.78%	35.37%	12.57%	4.73%	20.77%	-11.55%	-20.01%
Commodities	-	-	-	-17.14%	-	-5.01%	13.27%	-3.28%	-	8.85%
Shariah Compliant Money Market	10.10%	10.98%	10.69%	8.06%	8.70%	7.06%	4.63%	5.13%	4.49%	6.52%
Shariah Compliant Income	8.07%	10.08%	10.98%	9.37%	8.74%	7.27%	5.28%	5.58%	4.48%	-9.81%
Shariah Compliant Equity	29.25%	37.23%	19.97%	47.94%	28.72%	21.02%	14.08%	25.16%	-14.87%	-12.80%
Shariah Compliant Capital Protected Fund	14.07%	14.12%	13.52%	10.45%	3.68%	21.21%	3.64%	23.83%	0.80%	-1.32%
Shariah Compliant Fund of Funds - CPPI	-	-	-	-	5.00%	9.31%	7.15%	15.06%	0.15%	30.43%
Shariah Compliant Aggressive Fixed Income	1.01%	1.35%	10.19%	7.81%	12.96%	8.39%	7.34%	4.81%	3.49%	-22.61%
Shariah Compliant Balanced Fund	16.82%	27.17%	16.24%	25.00%	28.25%	15.56%	11.82%	14.86%	-8.93%	-7.84%
Shariah Compliant Asset Allocation	10.24%	13.82%	8.31%	30.80%	16.01%	29.26%	9.46%	17.98%	-6.18%	2.75%
Shariah Compliant Fund of Funds	-	-	-	6.26%	17.30%	3.99%	7.47%	8.05%	-5.95%	8.41%
Shariah Compliant Index Tracker	-	-	-2.34%	49.64%	26.49%	17.06%	13.32%	15.89%	-11.19%	-25.07%
Shariah Compliant Commodities	-	-	-	-	-	-	10.59%	-7.21%	11.99%	9.06%

Closed-End Fund Returns

Category	2010	2011	2012	2013	2014	2015	2016	2017	2018	2019
Income	12.07%	11.67%	11.23%	7.84%	7.66%	-	-	-	-	-
Equity	13.63%	18.89%	10.97%	59.74%	36.74%	3.04%	4.16%	26.79%	-8.54%	-18.06%
Capital Protected	8.09%	-	-	-	-	-	-	-	-	-
Balanced	4.85%	13.15%	1.20%	-	-	-	-	-	-	-
Fund of Funds	26.44%	42.46%	21.34%	41.02%	-	-	-	-	-	-
Index Tracker	-	-	-	-	-	-	-	-	-	-
Shariah Compliant Equity	31.23%	37.37%	-	-	-	-	-	-	-	-
Shariah Compliant Balanced Fund	22.73%	25.37%	16.81%	31.75%	-	-	-	-	-	-

Voluntary Pension Schemes (VPS) Returns

Conventional VPS Returns										
	2010	2011	2012	2013	2014	2015	2016	2017	2018	2019
Equity Sub-Fund	20.32%	26.45%	15.87%	60.16%	42.44%	38.54%	14.02%	32.70%	-9.93%	-17.22%
Debt Sub-Fund	7.64%	10.69%	10.47%	48.00%	7.23%	15.97%	8.83%	4.49%	4.47%	7.40%
Money Market Sub-Fund	3.45%	10.94%	10.11%	8.75%	7.32%	7.26%	4.67%	4.53%	4.48%	8.05%
Commodity Sub-Fund	-	-	-	-	4.64%	-1.61%	-1.55%	-2.01%	4.68%	12.31%

Shariah Compliant VPS Returns										
	2010	2011	2012	2013	2014	2015	2016	2017	2018	2019
Equity Sub-Fund	23.13%	34.76%	19.14%	52.72%	35.97%	30.59%	16.63%	25.02%	-14.88%	-21.34%
Debt Sub-Fund	8.86%	9.65%	8.99%	8.05%	8.01%	5.90%	4.16%	4.80%	2.82%	6.87%
Money Market Sub-Fund	6.78%	9.03%	9.88%	7.54%	7.36%	5.92%	3.56%	4.17%	3.24%	7.24%
Commodity Sub-Fund	-	-	-	-	-	-	-	-9.41%	12.12%	28.46%

Conventional VPS Returns										
Weighted Average Return of Allocation Schemes (%) for three mandatory Sub Funds										
	2010	2011	2012	2013	2014	2015	2016	2017	2018	2019
High Volatility (E:80%, D:20%, M:0%)	17.79%	23.30%	14.79%	57.73%	35.40%	34.02%	12.98%	27.06%	-7.05%	-12.30%
Medium Volatility (E:50%, D:40%, M:10%)	13.56%	18.59%	13.13%	50.16%	24.85%	26.38%	11.01%	18.60%	2.73%	-4.85%
Low Volatility (E:20%, D:65%, M:15%)	9.55%	13.88%	11.49%	44.54%	14.29%	19.18%	9.25%	10.14%	1.59%	2.57%
Lower Volatility (E:0%, D:50%, M:50%)	5.55%	10.81%	10.29%	28.37%	7.28%	11.61%	6.75%	4.51%	4.48%	7.72%

E: Weight of Equity sub-fund; D: Weight of Debt sub-fund; M: Weight of Money Market sub-fund

Shariah Compliant VPS Returns										
Weighted Average Return of Allocation Schemes (%) for three mandatory Sub Funds										
	2010	2011	2012	2013	2014	2015	2016	2017	2018	2019
High Volatility (E:80%, D:20%, M:0%)	20.27%	29.74%	17.11%	43.79%	30.38%	25.65%	14.14%	20.98%	-11.34%	-15.69%
Medium Volatility (E:50%, D:40%, M:10%)	15.78%	22.14%	14.15%	30.34%	21.93%	18.25%	10.34%	14.85%	-5.99%	-7.20%
Low Volatility (E:20%, D:65%, M:15%)	11.40%	14.58%	11.15%	16.91%	13.51%	10.84%	6.56%	8.75%	-0.66%	1.28%
Lower Volatility (E:0%, D:50%, M:50%)	7.82%	9.34%	9.43%	7.80%	7.69%	5.91%	3.86%	4.49%	3.03%	7.05%

E: Weight of Equity sub-fund; D: Weight of Debt sub-fund; M: Weight of Money Market sub-fund

Conventional VPS Returns										
Weighted Average Return of Allocation Schemes (%) for four Sub Funds										
	2010	2011	2012	2013	2014	2015	2016	2017	2018	2019
High Volatility (E:55%, D:20%, M:0%, C:25%)	-	-	10.82%	35.06%	25.95%	23.99%	9.09%	18.38%	-3.40%	-4.91%
Medium Volatility (E:35%, D:40%, M:10%, C:15%)	-	-	10.75%	25.85%	19.18%	20.36%	8.67%	13.39%	-0.54%	-0.42%
Low Volatility (E:20%, D:60%, M:15%, C:5%)	-	-	10.97%	19.22%	14.16%	18.30%	8.73%	9.81%	1.60%	2.82%
Lower Volatility (E:0%, D:50%, M:50%, C:0%)	-	-	10.28%	9.27%	7.28%	11.61%	6.75%	4.51%	4.48%	7.72%

E: Weight of Equity sub-fund; D: Weight of Debt sub-fund; M: Weight of Money Market sub-fund, C: Weight of Commodity sub-fund

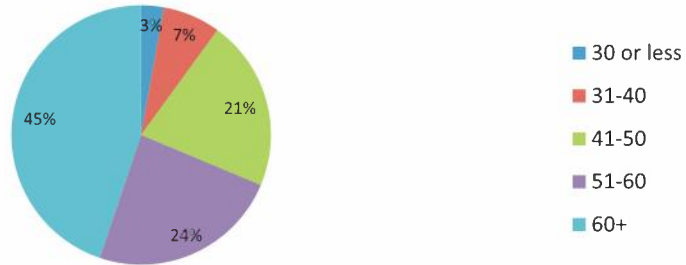
Shariah Compliant VPS Returns										
Weighted Average Return of Allocation Schemes (%) for four Sub Funds										
	2010	2011	2012	2013	2014	2015	2016	2017	2018	2019
High Volatility (E:55%, D:20%, M:0%, C:25%)	-	-	12.33%	30.61%	20.92%	18.00%	9.98%	12.37%	-4.59%	-3.24%
Medium Volatility (E:35%, D:40%, M:10%, C:15%)	-	-	11.30%	22.43%	16.13%	13.66%	7.84%	9.68%	-1.94%	0.27%
Low Volatility (E:20%, D:60%, M:15%, C:5%)	-	-	10.73%	16.51%	12.75%	10.55%	6.36%	8.04%	-0.19%	2.36%
Lower Volatility (E:0%, D:50%, M:50%, C:0%)	-	-	9.48%	7.80%	7.36%	5.91%	3.86%	4.49%	3.03%	7.05%

E: Weight of Equity sub-fund; D: Weight of Debt sub-fund; M: Weight of Money Market sub-fund, C: Weight of Commodity sub-fund

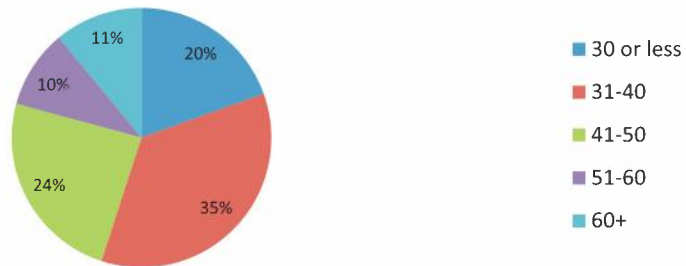


Age-wise Allocation of VPS Participants

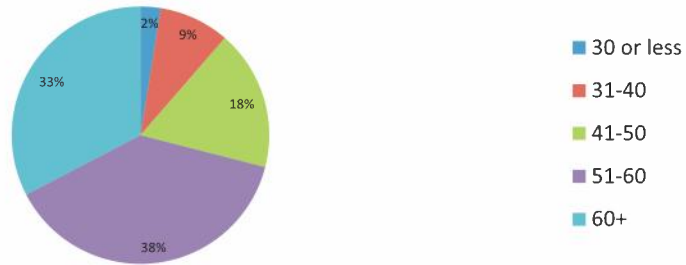
Conventional VPS (in terms of Rupees) - June 30, 2019



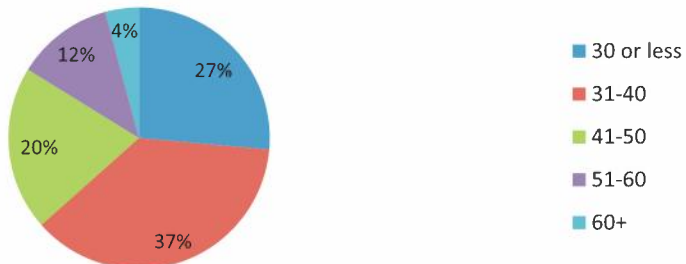
Conventional VPS (in terms of number of investors) - June 30, 2019



Shariah - Compliant VPS (in terms of Rupees) - June 30, 2019

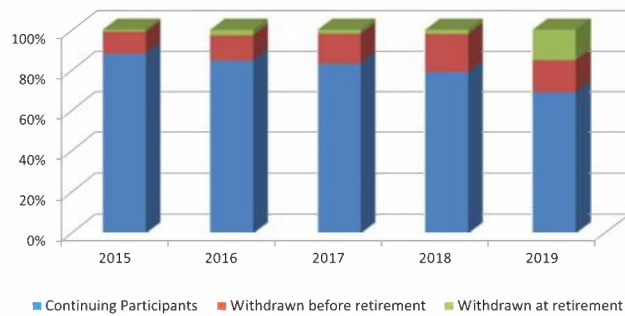


Shariah - Compliant VPS (in terms of numbers of investors) - June 30, 2019

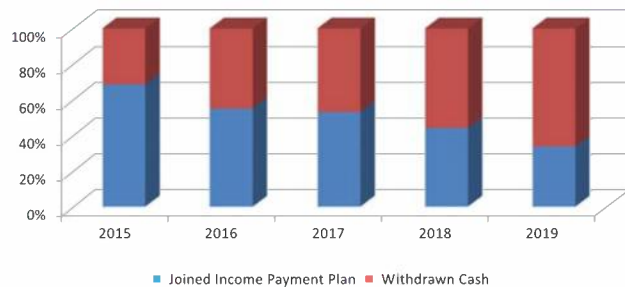


Withdrawal from Voluntary Pension Schemes

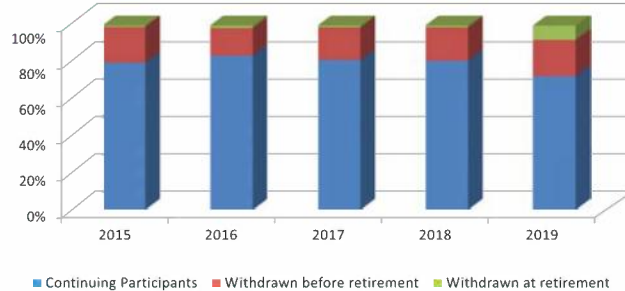
Withdrawal Trend - Conventional VPS



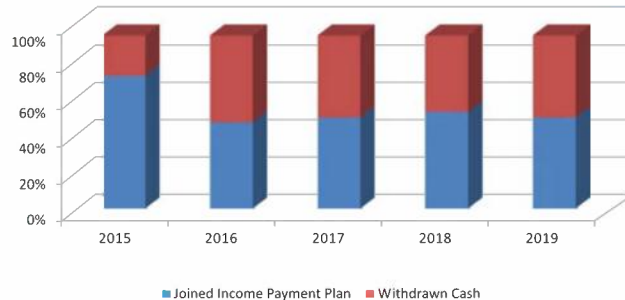
Break-up of Retired Investors - Conventional VPS



Withdrawal Trend - Shariah Conventional VPS

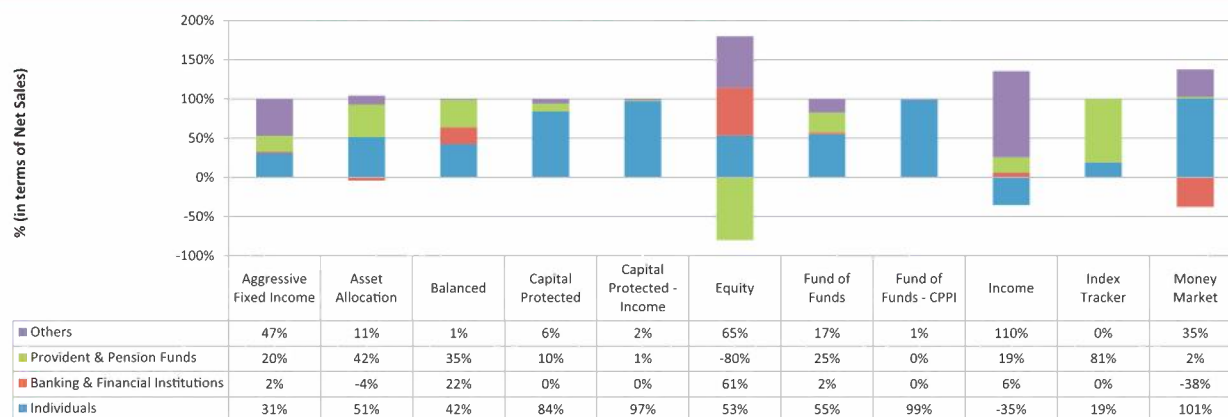


Break-up of Retired Investors - Shariah Compliant VPS

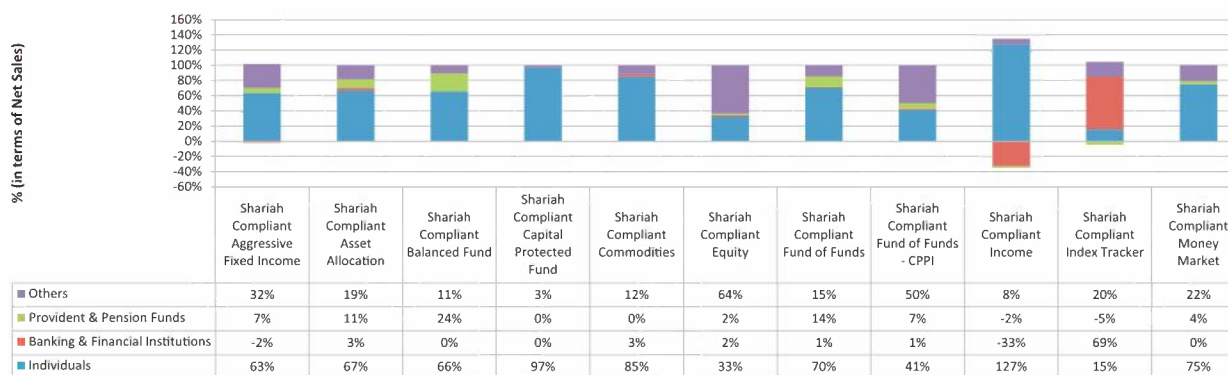


Break-up of Sales (Channel-wise)

Break-up of Sales of Conventional Mutual Funds

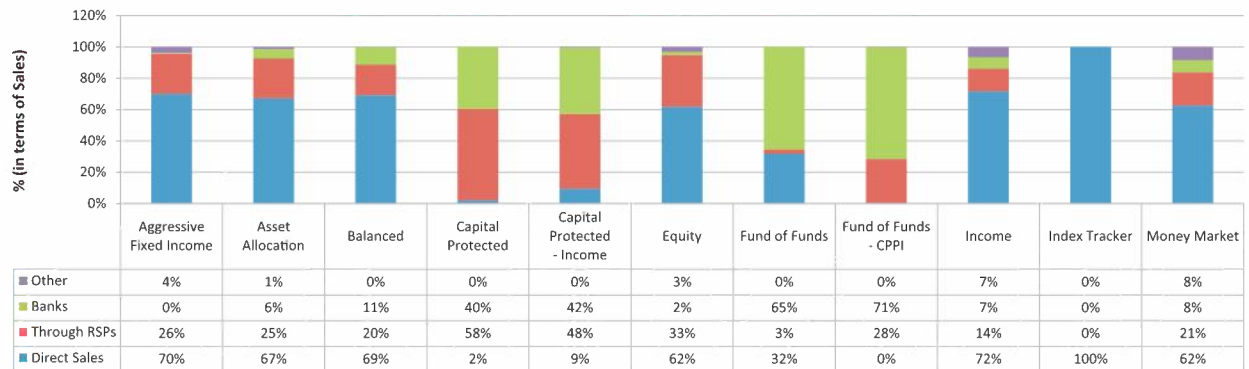


Break-up of Sales of Shariah - Compliant Mutual Funds

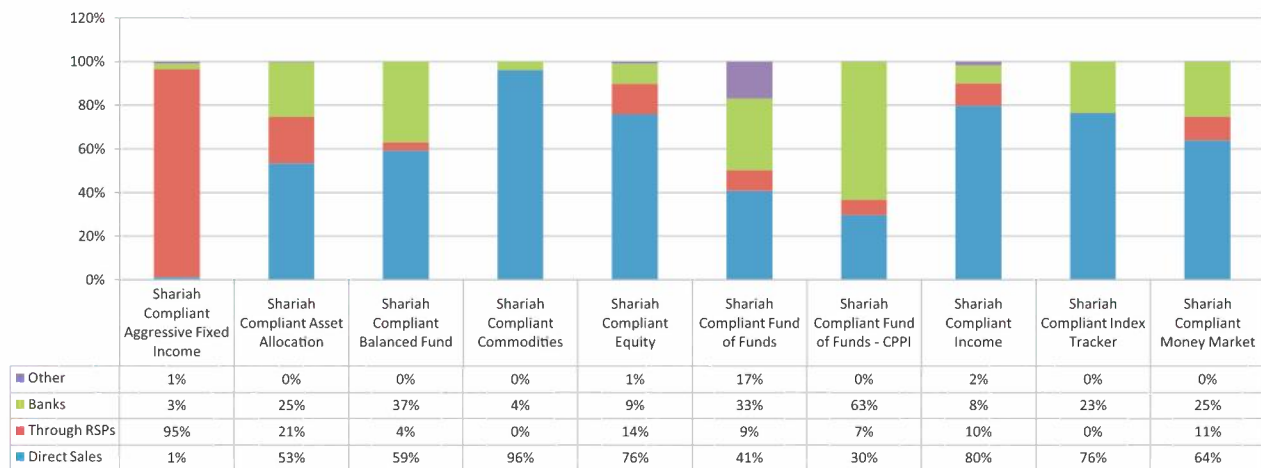


Break-up of Net Sales (Investor wise break-up)

Break-up of Net Sales of Conventional Funds



Break-up of Net Sales of Shariah-Compliant Funds



Open-End Mutual Funds and VPS Sales, Redemptions and Net Sales

Sales (PKR millions)										
Category	2010	2011	2012	2013	2014	2015	2016	2017	2018	2019
Money Market	84,832	135,248	258,427	211,325	208,434	245,496	169,194	245,607	237,367	358,300
Income	88,175	41,348	115,772	107,510	62,137	178,198	204,728	133,013	39,535	48,521
Equity	11,774	13,958	8,783	15,443	30,770	43,536	34,952	83,826	45,675	40,141
Capital Protected	2,863	8	735	-	-	2,652	318	426	1,780	10
Capital Protected - Income	-	-	-	-	-	-	-	-	-	2,206
Fund of Funds - CPPI	-	-	-	-	1,930	1,689	73	-	494	224
Aggressive Fixed Income	25,250	3,588	2,388	6,766	6,304	10,567	21,939	26,637	14,607	10,092
Balanced	630	165	224	322	1,033	1,989	1,492	2,735	421	155
Asset Allocation	204	849	2,208	3,539	6,093	10,335	16,753	22,671	7,064	3,812
Fund of Funds	259	21	444	165	155	143	1,743	5,004	945	83
Index Tracker	52	144	65	128	13	23	68	59	15	26
Commodities	-	-	-	237	322	103	88	1,210	-	-
Shariah Compliant Money Market	13,094	9,328	14,217	8,455	12,767	36,219	34,599	30,962	63,362	70,646
Shariah Compliant Income	7,023	22,718	36,076	37,988	49,305	49,414	88,955	126,121	89,442	92,924
Shariah Compliant Equity	764	1,166	2,300	6,440	12,981	56,531	64,588	139,729	80,979	53,747
Shariah Compliant Capital Protected Fund	-	-	396	768	2,423	597	47	-	-	0
Shariah Compliant Fund of Funds - CPPI	-	-	-	-	10,422	9,670	138	-	14,420	10,499
Shariah Compliant Aggressive Fixed Income	1,201	79	23	311	2,302	5,634	10,020	2,924	1,019	392
Shariah Compliant Balanced Fund	526	123	49	2,884	7,193	2,583	3,025	8,997	2,755	909
Shariah Compliant Asset Allocation	387	105	187	283	740	6,835	15,161	41,771	18,484	6,134
Shariah Compliant Fund of Funds	-	-	-	810	672	3,440	19,699	53,667	12,518	1,966
Shariah Compliant Index Tracker	-	-	296	759	547	489	305	1,585	1,170	1,010
Shariah Compliant Commodities	-	-	-	-	-	-	523	534	230	742
Conventional Voluntary Pension Schemes	120	146	449	722	1,398	2,729	3,001	9,415	3,053	3,931
Shariah Compliant Voluntary Pension Schemes	86	144	664	1,401	2,220	3,530	4,629	17,363	7,253	9,252
TOTAL	237,241	229,139	443,703	406,256	420,159	672,402	696,038	954,256	642,587	715,720

Redemptions (PKR millions)										
Category	2010	2011	2012	2013	2014	2015	2016	2017	2018	2019
Money Market	57,790	102,355	197,173	245,087	227,315	304,119	189,312	234,905	195,913	349,355
Income	98,327	51,816	71,768	241,926	62,502	173,694	188,079	164,146	55,617	56,838
Equity	15,556	14,318	9,131	26,440	35,682	40,847	36,458	73,026	42,924	44,762
Capital Protected	2,492	3,569	1,267	1,173	641	29	198	47	313	264
Capital Protected - Income	-	-	-	-	-	-	-	-	-	337
Fund of Funds - CPPI	-	-	-	-	724	90	2,622	-	2	54
Aggressive Fixed Income	35,777	9,359	3,931	4,883	5,097	11,150	19,990	31,437	18,901	12,989
Balanced	3,605	1,918	1,115	992	888	1,778	1,789	2,674	1,158	744
Asset Allocation	929	659	1,636	3,015	4,644	9,123	14,414	17,996	8,149	7,368
Fund of Funds	236	293	535	578	129	141	524	2,849	2,794	1,895
Index Tracker	242	66	122	155	20	13	89	77	14	9
Commodities	-	-	-	67	188	42	99	801	-	-
Shariah Compliant Money Market	8,812	8,013	13,249	9,808	15,098	27,932	42,354	44,208	59,602	54,308
Shariah Compliant Income	7,362	9,133	28,973	34,239	49,406	66,743	80,936	138,132	90,035	81,999
Shariah Compliant Equity	1,984	2,038	2,335	4,608	8,000	40,060	53,577	90,250	88,827	68,270
Shariah Compliant Capital Protected Fund	26	3	5	10	96	1,059	1,295	1,820	16	18
Shariah Compliant Fund of Funds - CPPI	-	-	-	-	118	1,831	11,945	1,094	590	6,472
Shariah Compliant Aggressive Fixed Income	1,809	637	43	83	1,376	5,858	8,941	3,955	1,260	709
Shariah Compliant Balanced Fund	1,213	440	42	2,169	4,667	1,352	2,058	4,292	3,574	2,514
Shariah Compliant Asset Allocation	730	227	296	445	453	3,761	9,053	22,057	16,702	15,240
Shariah Compliant Fund of Funds	-	-	-	136	570	1,164	3,079	17,840	14,385	21,967
Shariah Compliant Index Tracker	-	-	1	315	501	695	628	310	1,174	700
Shariah Compliant Commodities	-	-	-	-	-	-	218	364	488	554
Conventional Voluntary Pension Schemes	37	116	83	225	537	1,274	1,591	5,622	2,315	3,919
Shariah Compliant Voluntary Pension Schemes	49	79	150	554	1,006	1,568	1,932	9,339	5,161	8,019
TOTAL	236,974	205,039	331,854	576,908	419,660	694,321	671,181	867,241	609,914	739,304

Net Sales (PKR millions)										
Category	2010	2011	2012	2013	2014	2015	2016	2017	2018	2019
Money Market	27,043	32,894	61,254	(33,762)	(18,881)	(58,624)	(20,118)	10,702	41,454	8,945
Income	(10,151)	(10,468)	44,005	(134,416)	(365)	4,503	16,649	(31,133)	(16,082)	(8,317)
Equity	(3,783)	(360)	(348)	(10,998)	(4,912)	2,690	(1,506)	10,799	2,751	(4,621)
Capital Protected	371	(3,560)	(532)	(1,173)	(641)	2,623	120	379	1,467	(254)
Capital Protected - Income	-	-	-	-	-	-	-	-	-	1,868
Fund of Funds - CPPI	-	-	-	-	1,205	1,599	(2,549)	-	492	170
Aggressive Fixed Income	(10,527)	(5,771)	(1,543)	1,884	1,207	(583)	1,948	(4,800)	(4,294)	(2,898)
Balanced	(2,975)	(1,753)	(891)	(670)	144	211	(297)	61	(737)	(589)
Asset Allocation	(725)	191	572	525	1,448	1,212	2,339	4,675	(1,085)	(3,555)
Fund of Funds	23	(272)	(91)	(413)	26	2	1,219	2,156	(1,849)	(1,813)
Index Tracker	(190)	78	(56)	(28)	(7)	10	(21)	(18)	1	17
Commodities	-	-	-	171	134	61	(11)	409	-	-
Shariah Compliant Money Market	4,282	1,314	968	(1,353)	(2,331)	8,287	(7,755)	(13,246)	3,760	16,338
Shariah Compliant Income	(339)	13,585	7,104	3,749	(101)	(17,329)	8,020	(12,011)	(593)	10,925
Shariah Compliant Equity	(1,219)	(872)	(35)	1,832	4,980	16,471	11,011	49,479	(7,848)	(14,524)
Shariah Compliant Capital Protected Fund	(26)	(3)	391	758	2,327	(462)	(1,248)	(1,820)	(16)	(18)
Shariah Compliant Fund of Funds - CPPI	-	-	-	-	10,304	7,839	(11,807)	(1,094)	13,830	4,027
Shariah Compliant Aggressive Fixed Income	(608)	(558)	(20)	228	926	(224)	1,079	(1,032)	(241)	(317)
Shariah Compliant Balanced Fund	(687)	(317)	7	715	2,526	1,232	966	4,705	(819)	(1,605)
Shariah Compliant Asset Allocation	(342)	(122)	(109)	(162)	287	3,074	6,109	19,714	1,782	(9,106)
Shariah Compliant Fund of Funds	-	-	-	674	103	2,276	16,620	35,827	(1,867)	(20,001)
Shariah Compliant Index Tracker	-	-	295	444	46	(206)	(323)	1,275	(4)	310
Shariah Compliant Commodities	-	-	-	-	-	-	306	170	(258)	188
Conventional Voluntary Pension Schemes	83	30	366	496	861	1,456	1,410	3,793	738	12
Shariah Compliant Voluntary Pension Schemes	37	65	514	847	1,214	1,962	2,696	8,025	2,092	1,233
TOTAL	267	24,101	111,850	(170,652)	499	(21,920)	24,857	87,015	32,674	(23,585)

Unit Holder's Pattern (Mutual Funds)

Open-End Funds										
	2010	2011	2012	2013	2014	2015	2016	2017	2018	2019
Individuals										
Net Assets (PKR millions)	36,655	47,180	58,522	82,992	98,662	139,363	156,025	227,691	214,596	205,121
Investors' Account	109,339	113,101	130,042	169,489	176,523	195,866	213,798	264,749	304,096	383,943
Banking & Financial Institutions										
Net Assets (PKR millions)	35,558	47,282	75,207	54,785	66,283	55,426	63,273	49,492	45,513	42,123
Investors' Account	603	1,205	628	687	692	561	636	744	724	713
Provident & Pension Funds										
Net Assets (PKR millions)	25,485	25,154	12,155	29,945	42,059	56,301	46,942	78,867	88,119	77,616
Investors' Account	2,344	2,052	1,818	2,176	2,367	2,786	3,098	3,805	3,909	3,456
Public Limited Co.										
Net Assets (PKR millions)	14,599	26,747	18,060	37,867	26,209	27,173	25,716	30,945	53,857	43,041
Investors' Account	280	968	536	608	467	360	301	302	407	559
Associated Companies										
Net Assets (PKR millions)	-	-	-	82,197	91,121	77,547	77,809	105,160	70,940	53,435
Investors' Account	-	-	-	424	429	395	405	307	292	348
Others										
Net Assets (PKR millions)	55,381	77,237	190,278	44,938	62,150	55,744	82,680	141,734	149,665	124,194
Investors' Account	2,010	5,760	2,427	2,739	2,901	2,963	2,780	3,290	4,399	5,510
Fund of Funds										
Net Assets (PKR millions)	-	-	-	-	-	-	-	59,602	58,695	33,233
Investors' Account	-	-	-	-	-	-	-	-	-	-
Total										
Net Assets including Fund of Funds (PKR millions)	167,677	223,601	354,222	332,724	386,484	411,554	452,445	693,491	681,386	578,763
Net Assets excluding Fund of Funds (PKR millions)	167,677	223,601	354,222	332,724	386,484	411,554	452,445	574,288	563,996	512,297
No. of Investors' Accounts	114,576	123,086	135,451	176,123	183,379	202,931	221,018	273,197	313,827	394,529

Closed-End Funds										
	2010	2011	2012	2013	2014	2015	2016	2017	2018	2019
Individuals										
Net Assets (PKR millions)	8,780	7,673	5,916	8,637	8,111	7,613	7,266	1,442	2,083	954
Investors' Account	93,947	76,283	41,240	34,071	32,774	33,040	32,245	5,637	14,995	5,518
Banking & Financial Institutions										
Net Assets (PKR millions)	7,331	5,294	3,325	4,786	5,969	3,600	6,098	6,821	2,348	55
Investors' Account	431	298	140	152	95	121	88	75	123	13
Provident & Pension Funds										
Net Assets (PKR millions)	505	437	214	505	71	-	-	-	-	-
Investors' Account	192	117	63	22	2	-	-	-	-	-
Public Limited Co.										
Net Assets (PKR millions)	1,181	1,011	728	3	32	1,252	1,500	27	0	13
Investors' Account	535	369	265	4	267	240	300	3	3	48
Associated Companies										
Net Assets (PKR millions)	-	-	-	4,479	4,369	3,785	1,279	1,485	293	212
Investors' Account	-	-	-	27	6	6	15	13	12	5
Others										
Net Assets (PKR millions)	12,875	10,849	6,430	3,120	2,865	1,981	2,653	13,030	14,901	5
Investors' Account	886	573	308	388	125	88	12	25,170	15,397	5
Total										
Net Assets (PKR millions)	30,672	25,264	16,613	21,530	21,417	18,231	18,796	22,805	19,624	1,240
No. of Investors' Accounts	95,991	77,640	42,016	34,664	33,269	33,495	32,660	30,898	30,530	5,589



Performance Analysis - FY 2019

			Returns				Risk Analysis		
Fund Name	AMC Name	Return (YTD)	9 months	6 months	3 months	Annualized Standard Deviation	Risk/Return (Coefficient of Variation)	Sharpe Ratio*	
Money Market									
Atlas Money Market Fund	AAML	8.87%	9.49%	9.97%	10.11%	0.12	1.38	(0.11)	
Atlas Sovereign Fund (Formerly: Atlas Sovereign Liquid Fund)	AAML	7.71%	8.24%	8.21%	6.39%	0.11	1.49	(0.22)	
ABL Cash Fund	ABL AMC	9.02%	9.69%	10.29%	10.84%	0.13	1.48	(0.09)	
Alfalah GHP Cash Fund	AGIML	9.06%	10.03%	11.48%	13.90%	0.14	1.52	(0.08)	
Alfalah GHP Money Market Fund	AGIML	9.15%	9.83%	10.28%	10.49%	0.11	1.22	(0.10)	
AKD Cash Fund	AKDIML	7.89%	8.53%	9.18%	9.46%	0.08	1.03	(0.29)	
PIML Daily Reserve Fund	AWTIL					Matured			
BMA Empress Cash Fund	BMA Funds	8.83%	9.43%	9.72%	9.90%	0.14	1.62	(0.10)	
Faysal Money Market Fund	FAML	8.87%	9.60%	10.12%	10.45%	0.12	1.36	(0.11)	
First Habib Cash Fund	HAML	8.65%	9.30%	9.88%	10.28%	0.11	1.30	(0.14)	
HBL Money Market Fund	HBLAML	8.47%	9.07%	9.51%	9.89%	0.14	1.64	(0.13)	
HBL Cash Fund	HBLAML	8.88%	9.52%	10.05%	10.51%	0.12	1.33	(0.11)	
JS Cash Fund	JSIL	9.46%	10.17%	10.70%	10.95%	0.12	1.25	(0.06)	
Lakson Money Market Fund	LI	8.69%	9.48%	9.90%	10.00%	0.14	1.59	(0.11)	
MCB Cash Management Optimizer	MCBAH	8.88%	9.54%	10.06%	10.29%	0.11	1.25	(0.12)	
Pakistan Cash Management Fund	MCBAH	7.47%	8.05%	8.72%	9.03%	0.12	1.65	(0.22)	
NBP Government Securities Liquid Fund (Formerly: NAFA Government Securities Liquid Fund)	NBP Funds	8.59%	9.17%	9.63%	9.80%	0.11	1.33	(0.14)	
NBP Money Market Fund (Formerly: NAFA Money Market Fund)	NBP Funds	9.01%	9.69%	10.39%	10.82%	0.12	1.33	(0.10)	
NIT Money Market Fund (Formerly: NIT Government Treasury Fund)	NITL	8.87%	9.54%	10.21%	10.60%	0.01	0.06	(2.63)	
Askari Sovereign Cash Fund	POAMCL	2.52%	9.35%	5.15%	0.56%	0.04	1.74	(1.76)	
UBL Liquidity Plus Fund	UBLFML	8.66%	9.29%	9.74%	9.64%	0.11	1.24	(0.15)	
UBL Money Market Fund	UBLFML	8.53%	-1.77%	9.65%	-21.86%	0.14	1.62	(0.12)	
Income									
Atlas Income Fund	AAML	7.33%	8.05%	7.94%	6.56%	0.11	1.50	(0.26)	
ABL Government Securities Fund	ABL AMC	7.73%	8.83%	8.94%	8.35%	0.13	1.74	(0.19)	
ABL Income Fund	ABL AMC	7.12%	8.46%	8.86%	9.00%	0.12	1.74	(0.25)	
Alfalah GHP Income Fund	AGIML	7.70%	9.10%	9.57%	9.92%	0.12	1.55	(0.21)	
Alfalah GHP Sovereign Fund	AGIML	7.68%	9.02%	8.96%	8.60%	0.11	1.41	(0.23)	
AWT Income Fund (Formerly: PIML Income Fund)	AWTIL	9.31%	10.05%	10.47%	11.47%	0.15	1.58	(0.06)	
Faysal Financial Sector Opportunity Fund	FAML	8.81%	10.06%	10.67%	11.36%	0.14	1.63	(0.10)	
Faysal MTS Fund	FAML	9.04%	9.71%	10.33%	10.45%	0.15	1.65	(0.08)	
Faysal Savings Growth Fund	FAML	7.59%	8.64%	9.42%	10.25%	0.13	1.65	(0.21)	
First Habib Income Fund	HAML	8.10%	8.63%	9.56%	10.37%	0.13	1.65	(0.16)	
HBL Income Fund	HBLAML	8.82%	9.79%	10.02%	10.54%	0.14	1.62	(0.10)	
HBL Government Securities Fund	HBLAML	9.35%	9.93%	10.47%	9.92%	0.15	1.65	(0.06)	
JS Income Fund	JSIL	8.74%	9.17%	9.45%	10.46%	0.14	1.60	(0.11)	
Lakson Income Fund	LI	7.64%	8.25%	8.48%	7.90%	0.13	1.67	(0.20)	
MCB DCF Income Fund	MCBAH	7.80%	8.51%	8.87%	8.09%	0.13	1.67	(0.19)	
MCB Pakistan Sovereign Fund	MCBAH	7.88%	8.53%	9.99%	7.86%	0.13	1.67	(0.18)	
Pakistan Income Fund	MCBAH	8.13%	8.66%	8.81%	8.67%	0.14	1.67	(0.15)	
NBP Financial Sector Income Fund (Formerly: NAFA Financial Sector Income Fund)	NBP Funds	9.33%	10.11%	10.67%	10.86%	0.14	1.45	(0.07)	
NBP Savings Fund (Formerly: NAFA Income Fund)	NBP Funds	9.37%	9.69%	10.24%	10.54%	0.15	1.64	(0.06)	
NBP Income Opportunity Fund (Formerly: NAFA Income Opportunity Fund)	NBP Funds	9.25%	9.77%	10.30%	10.60%	0.13	1.44	(0.07)	
NAFA Government Securities Savings Fund	NBP Funds	7.83%	8.28%	8.44%	7.45%	0.13	1.66	(0.18)	
NBP Mahana Amdani Fund (Formerly: NAFA Savings Plus Fund)	NBP Funds	9.11%	9.84%	10.41%	10.61%	0.11	1.26	(0.10)	
NBP Government Securities Plan I	NBP Funds					New Fund			
NIT - Government Bond Fund	NITL	8.01%	8.61%	9.12%	9.35%	0.00	0.06	(4.75)	
NIT - Income Fund	NITL	7.25%	7.54%	7.54%	7.33%	0.02	0.27	(1.50)	
Askari Sovereign Yield Enhancer	POAMCL	6.26%	7.11%	6.31%	3.81%	0.01	0.19	(3.27)	
Pak Oman Government Securities Fund	POAMCL	6.44%	7.42%	7.11%	5.80%	0.01	0.14	(4.14)	
UBL Income Opportunity Fund (UIOF) (Formerly: UBL Financial Sector Bond Fund)	UBLFML	8.48%	9.04%	9.22%	9.08%	0.14	1.62	(0.13)	
UBL Government Securities Fund	UBLFML	7.55%	8.17%	8.60%	6.88%	0.12	1.64	(0.22)	
Dawood Income Fund	786 IL	11.12%	11.52%	11.86%	12.00%	0.17	1.54	0.05	

* Please refer Glossary & Notes

Performance Analysis - FY 2019

		Returns				Risk Analysis		
Fund Name	AMC Name	Return (YTD)	9 months	6 months	3 months	Annualized Standard Deviation	Risk/Return (Coefficient of Variation)	Sharpe Ratio*
Equity								
Atlas Stock Market Fund	AAML	-18.83%	-17.77%	-7.35%	-13.21%	0.24	(1.30)	(1.19)
ABL Stock Fund	ABL AMC	-16.54%	-15.59%	-4.71%	-11.12%	0.23	(1.36)	(1.19)
Alfalah GHP Alpha Fund	AGIML	-17.48%	-16.25%	-6.12%	-12.37%	0.23	(1.29)	(1.23)
Alfalah GHP Stock Fund	AGIML	-17.34%	-16.12%	-5.60%	-11.88%	0.23	(1.30)	(1.22)
AKD Opportunity Fund	AKDIML	-20.33%	-16.38%	-11.26%	-12.06%	0.27	(1.34)	(1.12)
Golden Arrow Selected Stocks Fund	AKDIML	-18.06%	-16.15%	-9.24%	-10.53%	0.20	(1.12)	(1.39)
AWT Stock Fund (Formerly: PIML Value Equity Fund)	AWTIL	-24.02%	-21.20%	-10.24%	-15.05%	0.22	(0.90)	(1.59)
Faysal Stock Fund	FAML	-28.24%	-26.10%	-14.68%	-17.52%	0.23	(0.83)	(1.65)
First Capital Mutual Fund	FCIL	-32.74%	-29.28%	-15.37%	-16.67%	0.25	(0.76)	(1.74)
First Habib Stock Fund	HAML	-19.23%	-18.08%	-8.11%	-11.62%	0.21	(1.12)	(1.37)
HBL Stock Fund	HBLAML	-16.20%	-15.18%	-5.28%	-11.41%	0.23	(1.39)	(1.17)
HBL Energy Fund	HBLAML	-24.28%	-22.20%	-10.46%	-12.43%	0.26	(1.06)	(1.34)
PICIC Growth Fund	HBLAML	Converted to Open End Fund						
PICIC Investment Fund	HBLAML	Converted to Open End Fund						
HBL Equity Fund	HBLAML	-15.46%	-14.59%	-5.43%	-11.36%	0.22	(1.44)	(1.15)
HBL Growth Fund-Class A (Formerly PICIC Growth Fund)	HBLAML	New Fund						
HBL Growth Fund-Class B (Formerly PICIC Growth Fund)	HBLAML	New Fund						
HBL Investment Fund-Class A (Formerly PICIC Investment Fund)	HBLAML	New Fund						
HBL Investment Fund-Class B (Formerly PICIC Investment Fund)	HBLAML	New Fund						
JS Growth Fund	JSIL	-23.43%	-21.61%	-10.29%	-12.79%	0.19	(0.83)	(1.73)
JS Large Cap Fund	JSIL	-21.46%	-19.25%	-9.94%	-13.33%	0.22	(1.01)	(1.46)
JS Value Fund	JSIL	-21.29%	-20.91%	-15.49%	-14.52%	0.22	(1.02)	(1.46)
Lakson Equity Fund	LI	-20.27%	-20.06%	-11.71%	-14.71%	0.23	(1.15)	(1.31)
MCB Pakistan Stock Market Fund	MCBAH	-16.35%	-15.24%	-6.17%	-11.53%	0.22	(1.37)	(1.18)
NBP Stock Fund (Formerly: NAFA Stock Fund)	NBP Funds	-17.99%	-16.56%	-7.59%	-12.72%	0.21	(1.19)	(1.32)
NAFA Financial Sector Fund	NBP Funds	-9.40%	-8.96%	1.13%	-7.40%	0.21	(2.23)	(0.94)
National Investment Unit Trust	NITL	-23.94%	-18.94%	-14.18%	-13.99%	0.21	(0.89)	(1.60)
Askari Equity Fund	POAMCL	-21.57%	-18.89%	-11.22%	-14.14%	0.22	(1.02)	(1.44)
UBL Stock Advantage Fund	UBLFML	-16.27%	-15.25%	-6.82%	-11.44%	0.22	(1.35)	(1.21)
UBL Dedicated Equity Fund	UBLFML	-17.56%	-16.08%	-8.57%	-12.38%	0.21	(1.21)	(1.31)
UBL Financial Sector Fund	UBLFML	-12.13%	-9.55%	0.50%	-6.65%	0.22	(1.78)	(1.03)
Capital Protected								
Allied Capital Protected Fund	ABL AMC	6.25%	5.00%	4.44%	2.07%	0.10	1.67	(0.38)
Alfalah Capital Preservation Fund II	AGIML	2.90%	2.02%	3.18%	-0.05%	0.04	1.32	(1.92)
JS Capital Protected Fund V	JSIL	Matured						
UBL Capital Protected Fund III	UBLFML	3.01%	1.36%	1.27%	0.07%	0.02	0.70	(3.42)
Capital Protected - Income								
UBL Special Savings Plan I	UBLFML	New Fund						
UBL Special Savings Plan II	UBLFML	New Fund						
UBL Special Savings Plan III	UBLFML	New Fund						
UBL Special Savings Plan IV	UBLFML	New Fund						
Fund of Funds - CPPI								
UBL Active Principal Preservation Plan I	UBLFML	2.20%	1.23%	1.56%	-0.93%	0.04	1.81	(2.01)
UBL Active Principal Preservation Plan II	UBLFML	3.10%	1.78%	0.95%	-0.65%	0.03	0.86	(2.67)
UBL Active Principal Preservation Plan III	UBLFML	New Fund						
Aggressive Fixed Income								
Alfalah GHP Income Multiplier Fund	AGIML	6.26%	8.11%	9.56%	10.54%	0.10	1.61	(0.39)
AKD Aggressive Income Fund (Formerly: AKD Income Fund)	AKDIML	3.28%	3.35%	9.15%	10.47%	0.08	2.57	(0.83)
BMA Chundrigar Road Savings Fund	BMA Funds	7.70%	8.70%	9.07%	9.46%	0.13	1.66	(0.20)
Faysal Income & Growth Fund	FAML	7.81%	9.11%	9.49%	10.00%	0.09	1.10	(0.28)
Pakistan Income Enhancement Fund	MCBAH	7.84%	8.87%	8.72%	9.07%	0.13	1.68	(0.18)
Askari High Yield Scheme	POAMCL	8.10%	9.50%	9.55%	11.51%	0.02	0.22	(1.19)
UBL Growth & Income Fund (Formerly: United Growth & Income Fund)	UBLFML	7.94%	8.56%	9.87%	8.97%	0.13	1.63	(0.18)

* Please refer Glossary & Notes

Performance Analysis - FY 2019

		Returns				Risk Analysis		
Fund Name	AMC Name	Return (YTD)	9 months	6 months	3 months	Annualized Standard Deviation	Risk/Return (Coefficient of Variation)	Sharpe Ratio*
Balanced								
HBL Multi Asset Fund	HBLAML	-8.95%	-8.18%	-2.68%	-7.02%	0.14	(1.54)	(1.39)
Unit Trust of Pakistan	JSIL	-14.12%	-14.66%	-6.54%	-9.98%	0.15	(1.08)	(1.59)
Pakistan Capital Market Fund	MCBAH	-9.41%	-9.81%	-3.44%	-8.17%	0.16	(1.72)	(1.21)
NBP Balanced Fund (Formerly: NAFA Multi Asset Fund)	NBP Funds	-8.45%	-8.33%	-4.03%	-7.00%	0.12	(1.42)	(1.56)
First Dawood Mutual Fund	786 IL	-22.34%	-20.30%	-8.87%	-10.55%	0.15	(0.65)	(2.24)
Asset Allocation								
Allied Finergy Fund	ABL AMC					New Fund		
Alfalsh GHP Value Fund	AGIML	-8.80%	-7.98%	-1.65%	-6.07%	0.14	(1.62)	(1.34)
AWT Asset Allocation Fund (Formerly: PIML Asset Allocation Fund)	AWTIL	-13.37%	-11.56%	-3.84%	-7.39%	0.11	(0.86)	(2.05)
Faysal Asset Allocation Fund	FAML	-20.96%	-18.32%	-9.58%	-11.81%	0.16	(0.78)	(1.91)
First Habib Asset Allocation Fund	HAML	-8.46%	-8.36%	-4.84%	-5.62%	0.09	(1.05)	(2.11)
Lakson Asset Allocation Developed Markets Fund	LI	18.15%	13.51%	14.76%	7.61%	0.11	0.63	0.69
Lakson Tactical Fund	LI	-10.87%	-11.63%	-6.42%	-9.34%	0.15	(1.39)	(1.40)
MCB Pakistan Asset Allocation Fund	MCBAH	-9.79%	-9.55%	-3.28%	-7.65%	0.15	(1.55)	(1.32)
MCB Pakistan Frequent Payout Fund	MCBAH	7.47%	6.28%	5.12%	2.63%	0.08	1.08	(0.34)
NBP Sarmaya Izafa Fund (Formerly: NAFA Asset Allocation Fund)	NBP Funds	-8.66%	-8.68%	-4.24%	-7.27%	0.12	(1.40)	(1.56)
Askari Asset Allocation Fund	POAMCL	-8.10%	-6.96%	-3.15%	-4.42%	0.10	(1.17)	(1.93)
Pak Oman Advantage Asset Allocation Fund	POAMCL	-10.93%	-9.61%	-4.67%	-6.21%	0.13	(1.18)	(1.64)
UBL Asset Allocation Fund	UBLFML	-1.74%	-1.64%	-0.53%	-3.31%	0.08	(4.85)	(1.42)
Fund of Funds								
ABL Financial Planning Fund (Active Plan)	ABL AMC	-6.71%	-6.22%	1.09%	-4.63%	0.14	(2.10)	(1.20)
ABL Financial Planning Fund (Conservative Plan)	ABL AMC	2.02%	1.72%	2.56%	-0.28%	0.05	2.33	(1.75)
ABL Financial Planning Fund (Strategic Allocation Plan)	ABL AMC	-3.44%	-3.28%	2.15%	-3.55%	0.11	(3.11)	(1.28)
Alfalsh GHP Prosperity Planning Fund (Alfalsh GHP Active Allocation Plan)	AGIML	-6.88%	-6.24%	-1.42%	-5.29%	0.12	(1.79)	(1.39)
Alfalsh GHP Prosperity Planning Fund (Alfalsh GHP Conservative Allocation Plan)	AGIML	3.74%	3.13%	3.23%	0.57%	0.07	2.00	(0.87)
Alfalsh GHP Prosperity Planning Fund (Alfalsh GHP Moderate Allocation Plan)	AGIML	-1.76%	-1.46%	1.08%	-2.38%	0.07	(4.18)	(1.62)
HBL Financial Planning Fund (Active Allocation Plan)	HBLAML	-5.52%	-5.32%	1.16%	-3.88%	0.13	(2.40)	(1.19)
HBL Financial Planning Fund (Conservative Allocation Plan)	HBLAML	2.71%	1.73%	2.32%	-0.44%	0.04	1.56	(1.78)
HBL Financial Planning Fund (Strategic Allocation Plan)	HBLAML	-3.40%	-3.43%	1.83%	-2.46%	0.11	(3.13)	(1.28)
JS Fund of Funds	JSIL	-1.79%	-2.29%	1.65%	-0.42%	0.10	(5.65)	(1.19)
Index Tracker								
AKD Index Tracker Fund	AKDIML	-20.01%	-17.93%	-8.93%	-12.37%	0.23	(1.17)	(1.29)
Shariah Compliant Money Market								
Meezan Cash Fund	AL MEEZAN	7.87%	8.57%	9.06%	9.35%	0.07	0.94	(0.32)
Meezan Rozana Amdani Fund	AL MEEZAN					New Fund		
HBL Islamic Money Market Fund	HBLAML	8.11%	8.84%	9.34%	9.79%	0.07	0.86	(0.30)
NBP Islamic Money Market Fund(Formerly: NAFA Islamic Money Market Fund)	NBP Funds	8.15%	8.88%	9.46%	9.76%	0.11	1.36	(0.19)
Al Ameen Islamic Cash Fund	UBLFML	8.46%	9.15%	9.70%	9.94%	0.10	1.24	(0.17)
Shariah Compliant Income								
Atlas Islamic Income Fund	AAML	8.48%	9.25%	9.75%	9.95%	0.13	1.47	(0.14)
ABL Islamic Income Fund (Formerly: ABL Islamic Cash Fund)	ABL AMC	8.47%	9.26%	10.01%	10.55%	0.15	1.82	(0.11)
Alfalsh GHP Islamic Income Fund	AGIML	7.61%	8.29%	9.17%	9.73%	0.10	1.35	(0.25)
AKD Islamic Income Fund	AKDIML	8.43%	9.08%	9.44%	10.58%	0.03	0.35	(0.61)
Meezan Islamic Income Fund	AL MEEZAN	7.97%	8.77%	9.07%	9.79%	0.07	0.92	(0.31)
Meezan Sovereign Fund	AL MEEZAN	7.07%	8.70%	8.46%	9.85%	0.05	0.69	(0.65)
AWT Islamic Income Fund (Formerly: PIML Islamic Income Fund)	AWTIL	7.24%	7.98%	8.45%	8.85%	0.06	0.86	(0.48)
Faysal Islamic Savings Growth Fund	FAML	7.85%	8.28%	9.02%	9.71%	0.08	1.07	(0.28)
First Habib Islamic Income Fund	HAML	6.58%	6.82%	7.70%	8.51%	0.06	0.88	(0.63)
HBL Islamic Income Fund	HBLAML	7.85%	8.27%	8.81%	9.24%	0.07	0.91	(0.33)
JS Islamic Income Fund	JSIL	8.66%	9.22%	9.47%	10.19%	0.07	0.85	(0.21)
Alhamra Islamic Income Fund (Formerly: MCB Islamic Income Fund)	MCBAH	8.24%	8.88%	9.49%	9.81%	0.08	1.02	(0.24)
Alhamra Daily Dividend Fund	MCBAH	8.28%	8.98%	9.56%	9.93%	0.10	1.24	(0.19)
NBP Active Allocation Riba Free Savings Fund (Formerly:NAFA Active Allocation Riba Free Savings Fund)	NBP Funds	7.67%	8.30%	8.29%	8.17%	0.07	0.91	(0.37)

* Please refer Glossary & Notes

Performance Analysis - FY 2019

		Returns				Risk Analysis		
Fund Name	AMC Name	Return (YTD)	9 months	6 months	3 months	Annualized Standard Deviation	Risk/Return (Coefficient of Variation)	Sharpe Ratio*
Shariah Compliant Income								
NBP Riba Free Savings Fund (Formerly: NAFA Riba Free Savings Fund)	NBP Funds	8.87%	9.51%	10.04%	10.43%	0.09	1.00	(0.15)
NBP Islamic Mahana Amdani Fund (Formerly: NBP Aitemaad Mahana Amdani Fund)	NBP Funds				New Fund			
NBP Islamic Savings Fund (Formerly: NAFA Islamic Income Fund)	NBP Funds	8.56%	9.34%	9.78%	9.91%	0.09	1.03	(0.19)
NIT Islamic Income Fund	NITL	8.17%	8.90%	9.77%	10.56%	0.01	0.07	(3.42)
Askari Islamic Income Fund	POAMCL	3.60%	2.61%	1.77%	-4.21%	0.04	1.21	(1.52)
Pak Oman Advantage Islamic Income Fund	POAMCL	6.35%	6.44%	6.09%	4.81%	0.01	0.23	(2.61)
Al Ameen Islamic Sovereign Fund	UBLFML	6.82%	8.31%	8.91%	9.54%	0.11	1.63	(0.31)
Shariah Compliant Equity								
Atlas Islamic Stock Fund	AAML	-18.95%	-19.01%	-10.82%	-14.47%	0.24	(1.29)	(1.19)
Atlas Islamic Dedicated Stock Fund	AAML				New Fund			
ABL Islamic Dedicated Stock Fund	ABL AMC	-16.93%	-16.99%	-8.01%	-12.23%	0.45	(2.63)	(0.61)
ABL Islamic Stock Fund	ABL AMC	-16.65%	-16.69%	-7.59%	-11.41%	0.22	(1.33)	(1.21)
Alfalah GHP Islamic Stock Fund	AGIML	-18.80%	-17.94%	-9.30%	-13.40%	0.24	(1.27)	(1.22)
Alfalah GHP Islamic Dedicated Equity Fund	AGIML	-23.98%	-23.39%	-15.40%	-18.42%	0.25	(1.03)	(1.38)
AKD Islamic Stock Fund	AKDIML	-25.95%	-23.10%	-16.19%	-13.84%	0.28	(1.08)	(1.29)
AL Meezan Mutual Fund	AL MEEZAN	-24.38%	-21.97%	-13.40%	-15.47%	0.26	(1.06)	(1.34)
Meezan Dedicated Equity Fund	AL MEEZAN	-26.84%	-24.24%	-15.54%	-15.63%	0.25	(0.94)	(1.47)
Meezan Energy Fund	AL MEEZAN	-32.98%	-29.58%	-15.08%	-17.55%	0.27	(0.82)	(1.61)
Meezan Islamic Fund	AL MEEZAN	-24.33%	-22.10%	-13.62%	-15.57%	0.26	(1.05)	(1.35)
AWT Islamic Stock Fund (Formerly: PIML Islamic Equity Fund)	AWTIL	-25.20%	-21.78%	-10.58%	-12.79%	0.22	(0.86)	(1.64)
First Habib Islamic Stock Fund	HAML	-19.81%	-19.88%	-11.93%	-13.35%	0.22	(1.12)	(1.35)
HBL Islamic Stock Fund	HBLAML	-18.36%	-17.72%	-10.49%	-13.15%	0.24	(1.28)	(1.22)
HBL Islamic Equity Fund	HBLAML	-16.97%	-16.26%	-8.96%	-11.78%	0.23	(1.37)	(1.17)
HBL Islamic Dedicated Equity Fund	HBLAML				New Fund			
JS Islamic Fund	JSIL	-20.19%	-19.58%	-11.81%	-13.37%	0.20	(0.98)	(1.54)
JS Islamic Dedicated Equity Fund	JSIL	-25.87%	-26.87%	-16.47%	-16.29%	0.21	(0.81)	(1.73)
Alhamra Islamic Stock Fund (Formerly: MCB Pakistan Islamic Stock Fund)	MCBAH	-20.22%	-18.79%	-10.14%	-12.16%	0.23	(1.14)	(1.32)
NBP Islamic Active Allocation Equity Fund (Formerly: NAFA Islamic Active Allocation Equity Fund)	NBP Funds	-19.93%	-18.71%	-11.06%	-13.72%	0.23	(1.15)	(1.31)
NBP Islamic Energy Fund (Formerly: NAFA Islamic Energy Fund)	NBP Funds	-27.79%	-25.06%	-13.72%	-14.35%	0.24	(0.87)	(1.58)
NBP Islamic Stock Fund (Formerly: NAFA Islamic Stock Fund)	NBP Funds	-20.09%	-19.12%	-11.08%	-13.71%	0.23	(1.14)	(1.32)
NIT Islamic Equity Fund	NITL	-25.43%	-22.37%	-11.18%	-14.47%	0.27	(1.05)	(1.34)
Al Ameen Islamic Dedicated Equity Fund	UBLFML	-17.18%	-16.16%	-9.51%	-12.78%	0.22	(1.29)	(1.24)
Al Ameen Shariah Stock Fund	UBLFML	-18.45%	-17.57%	-10.89%	-14.08%	0.23	(1.24)	(1.25)
Shariah Compliant Capital Protected								
NAFA Islamic Principal Protected Fund II	NBP Funds	-1.32%	-1.82%	-0.24%	-1.72%	0.06	(4.41)	(1.98)
Shariah Compliant Fund of Funds - CPPI								
Atlas Islamic Fund of Funds (Atlas Islamic Capital Preservation Plan)	AAML				New Fund			
ABL Islamic Financial Planning Fund (Capital Preservation Plan I)	ABL AMC				New Fund			
Meezan Strategic Allocation Fund (Meezan Capital Preservation Plan III)	AL MEEZAN	2.21%	1.72%	1.72%	0.14%	0.03	1.22	(2.97)
Meezan Strategic Allocation Fund II (Meezan Capital Preservation Plan IV)	AL MEEZAN	0.65%	0.36%	-0.13%	-1.00%	0.03	5.41	(2.74)
Meezan Strategic Allocation Fund II (Meezan Capital Preservation Plan V)	AL MEEZAN	0.17%	-0.11%	-0.30%	-1.05%	0.04	22.88	(2.62)
Meezan Strategic Allocation Fund II (Meezan Capital Preservation Plan VI)	AL MEEZAN				New Fund			
Meezan Strategic Allocation Fund II (Meezan Capital Preservation Plan VII)	AL MEEZAN				New Fund			
Meezan Strategic Allocation Fund II (Meezan Capital Preservation Plan VIII)	AL MEEZAN				New Fund			

* Please refer Glossary & Notes

Performance Analysis - FY 2019

Fund Name	AMC Name	Returns				Risk Analysis		
		Return (YTD)	9 months	6 months	3 months	Annualized Standard Deviation	Risk/Return (Coefficient of Variation)	Sharpe Ratio*

Shariah Compliant Fund of Funds - CPPI

Meezan Strategic Allocation Fund III (Meezan Capital Preservation Plan IX)	AL MEEZAN							
HBL Islamic Financial Planning Fund (Islamic Capital Preservation)	HBLAML							
JS Islamic Hybrid Fund of Funds II (JS Islamic Capital Preservation Allocation Plan I)	JSIL	5.78%	-1.28%	-1.62%	1.38%	0.03	0.59	(1.31)
JS Islamic Hybrid Fund of Funds II (JS Islamic Capital Preservation Allocation Plan II)	JSIL	5.73%	-1.23%	-1.62%	1.40%	0.07	1.15	(0.68)
JS Islamic Hybrid Fund of Funds II (JS Islamic Capital Preservation Allocation Plan III)	JSIL							
JS Islamic Hybrid Fund of Funds II (JS Islamic Capital Preservation Allocation Plan IV)	JSIL							
JS Islamic Hybrid Fund of Funds II (JS Islamic Capital Preservation Allocation Plan V)	JSIL							
JS Islamic Hybrid Fund of Funds III (JS Islamic Capital Preservation Allocation Plan VI)	JSIL							
NAFA Islamic Capital Preservation Plan I	NBP Funds	1.83%	0.76%	1.51%	-0.26%	0.03	1.81	(2.53)
NAFA Islamic Capital Preservation Plan II	NBP Funds	0.11%	-1.00%	-0.26%	1.95%	0.04	35.52	(2.57)
NAFA Islamic Capital Preservation Plan III	NBP Funds	0.02%	-0.97%	-0.04%	-1.60%	0.04	228.98	(2.37)
NAFA Islamic Capital Preservation Plan IV	NBP Funds							
NBP Islamic Capital Preservation Plan V	NBP Funds							
Al Ameen Islamic Active Principal Preservation Plan I	UBLFML	3.61%	2.43%	1.59%	-0.30%	0.03	0.93	(1.98)
Al Ameen Islamic Active Principal Preservation Plan II	UBLFML	3.35%	2.36%	1.34%	-0.30%	0.03	0.97	(2.12)
Al Ameen Islamic Active Principal Preservation Plan III	UBLFML							
Al Ameen Islamic Active Principal Preservation Plan IV	UBLFML							

Shariah Compliant Aggressive Fixed Income

Al Ameen Islamic Aggressive Income Fund	UBLFML	6.52%	7.09%	8.36%	8.96%	0.11	1.63	(0.35)
---	--------	-------	-------	-------	-------	------	------	--------

Shariah Compliant Balanced Fund

Meezan Balanced Fund	AL MEEZAN	-12.80%	-11.33%	-6.52%	-8.23%	0.15	(1.16)	(1.55)
----------------------	-----------	---------	---------	--------	--------	------	--------	--------

Shariah Compliant Asset Allocation

ABL Islamic Asset Allocation Fund	ABL AMC	-1.10%	-1.51%	-0.18%	-2.01%	0.06	(5.53)	(1.87)
Alfalsh GHP Islamic Value Fund	AGIML	-10.79%	-10.65%	-4.18%	-6.90%	0.14	(1.31)	(1.49)
Meezan Asset Allocation Fund	AL MEEZAN	-20.43%	-18.08%	-10.09%	-12.37%	0.24	(1.17)	(1.29)
Faysal Islamic Asset Allocation Fund	FAML	-19.46%	-18.70%	-11.00%	-11.38%	0.16	(0.84)	(1.81)
HBL Islamic Asset Allocation Fund	HBLAML	-1.15%	-1.66%	-0.38%	-2.72%	0.07	(6.14)	(1.61)
Lakson Islamic Tactical Fund	LI	-12.19%	-13.06%	-8.70%	-10.62%	0.15	(1.21)	(1.52)
Alhamra Islamic Asset Allocation Fund (Formerly: Pak. Intl. Element Islamic Asset Allocation Fund)	MCBAH	-8.89%	-9.24%	-5.36%	-7.24%	0.16	(1.78)	(1.21)
NBP Islamic Sarmaya Izafa Fund (Formerly: NAFA Islamic Asset Allocation Fund)	NBP Funds	-11.42%	-10.89%	-6.20%	-8.13%	0.13	(1.11)	(1.71)
NBP Aitemaad Regular Payment Fund	NBP Funds							
Askari Islamic Asset Allocation Fund	POAMCL	-16.06%	-13.28%	-8.84%	-10.66%	0.18	(1.12)	(1.47)
Pak Oman Islamic Asset Allocation Fund	POAMCL	-14.23%	-12.33%	-4.99%	-8.06%	0.15	(1.07)	(1.60)
Al Ameen Islamic Asset Allocation Fund	UBLFML	-4.16%	-4.45%	-2.32%	-4.40%	0.10	(2.32)	(1.49)
Dawood Islamic Fund	786 IL	-10.54%	-8.88%	-1.86%	-3.40%	0.13	(1.20)	(1.64)

Shariah Compliant Fund of Funds

Atlas Islamic Fund of Funds (Atlas Aggressive Allocation Islamic Plan)	AAML							
Atlas Islamic Fund of Funds (Atlas Conservative Allocation Islamic Plan)	AAML							
Atlas Islamic Fund of Funds (Atlas Moderate Allocation Islamic Plan)	AAML							
ABL Islamic Financial Planning Fund (Active Allocation Plan)	ABL AMC	-7.58%	-8.02%	-2.43%	-5.95%	0.14	(1.84)	(1.28)
ABL Islamic Financial Planning Fund (Aggressive Allocation Plan)	ABL AMC	-7.86%	-8.25%	-2.38%	-5.94%	0.14	(1.81)	(1.27)
ABL Islamic Financial Planning Fund (Conservative Allocation Plan)	ABL AMC	1.35%	-0.78%	1.34%	-0.76%	0.04	3.16	(2.08)
ABL Islamic Financial Planning Fund (Strategic Allocation Plan)	ABL AMC	-1.87%	-2.46%	1.86%	-2.07%	0.10	(5.39)	(1.20)
ABL Islamic Financial Planning Fund (Strategic Allocation Plan II)	ABL AMC	-3.63%	-4.30%	0.10%	-3.45%	0.10	(2.88)	(1.33)

* Please refer Glossary & Notes

Performance Analysis - FY 2019

		Returns				Risk Analysis		
Fund Name	AMC Name	Return (YTD)	9 months	6 months	3 months	Annualized Standard Deviation	Risk/Return (Coefficient of Variation)	Sharpe Ratio*
Shariah Compliant Fund of Funds								
ABL Islamic Financial Planning Fund (Strategic Allocation Plan III)	ABL AMC	-0.57%	-1.35%	2.08%	-1.54%	0.08	(13.65)	(1.38)
ABL Islamic Financial Planning Fund (Strategic Allocation Plan IV)	ABL AMC	-0.77%	-1.61%	1.17%	-1.77%	0.07	(9.55)	(1.50)
Alfalalah GHP Islamic Prosperity Planning Fund (Alfalalah GHP Islamic Moderate Allocation Plan)	AGIML	4.94%	3.62%	3.06%	1.03%	0.02	0.50	(2.15)
Alfalalah GHP Islamic Prosperity Planning Fund (Alfalalah GHP Islamic Active Allocation Plan II)	AGIML	-1.93%	-1.41%	2.78%	-0.88%	0.09	(4.80)	(1.31)
Alfalalah GHP Islamic Prosperity Planning Fund (Alfalalah GHP Islamic Active Allocation Plan III)	AGIML	-2.41%	-2.06%	1.94%	-1.28%	0.10	(4.12)	(1.27)
Alfalalah GHP Islamic Prosperity Planning Fund (Alfalalah GHP Islamic Balance Allocation Plan)	AGIML	3.18%	2.24%	2.28%	0.29%	0.06	1.92	(1.15)
Alfalalah GHP Islamic Prosperity Planning Fund (Capital Preservation Plan IV)	AGIML							
Alfalalah GHP Islamic Prosperity Planning Fund (Capital Preservation Plan V)	AGIML							
Meezan Financial Planning Fund of Funds (Aggressive)	AL MEEZAN	-17.20%	-15.60%	-9.18%	-11.11%	0.20	(1.14)	(1.40)
Meezan Financial Planning Fund of Funds (Conservative)	AL MEEZAN	-1.00%	-1.24%	-0.15%	-2.07%	0.06	(6.14)	(1.82)
Meezan Financial Planning Fund of Funds (Moderate)	AL MEEZAN	-9.15%	-8.49%	-4.67%	-6.61%	0.14	(1.52)	(1.39)
Meezan Financial Planning Fund of Funds (MAAP I)	AL MEEZAN	-18.53%	-16.66%	-10.41%	-10.86%	0.20	(1.08)	(1.43)
Meezan Financial Planning Fund of Funds (MAAP IV)	AL MEEZAN							
Meezan Strategic Allocation Fund (MSAP I)	AL MEEZAN	-17.12%	-15.40%	-9.32%	-10.61%	0.18	(1.03)	(1.54)
Meezan Strategic Allocation Fund (MSAP II)	AL MEEZAN	-16.36%	-14.74%	-8.80%	-10.56%	0.18	(1.10)	(1.48)
Meezan Strategic Allocation Fund (MSAP III)	AL MEEZAN	-16.51%	-14.95%	-8.99%	-10.73%	0.18	(1.08)	(1.50)
Meezan Strategic Allocation Fund (MSAP IV)	AL MEEZAN	-16.54%	-14.98%	-9.00%	-10.74%	0.29	(1.77)	(0.91)
Meezan Strategic Allocation Fund (MSAP V)	AL MEEZAN	-16.31%	-14.77%	-8.82%	-10.51%	0.18	(1.09)	(1.50)
HBL Islamic Financial Planning Fund (Active Allocation Plan)	HBLAML	-7.06%	-7.10%	-1.98%	-4.79%	0.13	(1.80)	(1.36)
HBL Islamic Financial Planning Fund (Conservative Allocation Plan)	HBLAML	2.07%	1.09%	1.33%	-0.68%	0.04	2.14	(1.84)
HBL Islamic Financial Planning Fund (Strategic Allocation Plan)	HBLAML	-0.71%	-1.10%	2.47%	-0.61%	0.08	(11.03)	(1.39)
JS Islamic Hybrid Fund of Funds (JS Islamic Active Allocation Plan I)	JSIL	5.48%	2.76%	5.13%	1.76%	0.11	2.01	(0.43)
JS Islamic Hybrid Fund of Funds II (JS Islamic Active Allocation Plan II)	JSIL	5.00%	2.91%	5.25%	1.83%	0.08	1.61	(0.65)
JS Islamic Hybrid Fund of Funds (Mufeed)	JSIL	-9.23%	-10.96%	-2.76%	-4.27%	0.16	(1.69)	(1.25)
JS Islamic Hybrid Fund of Funds (Munafa)	JSIL	-17.69%	-18.36%	-8.28%	-7.87%	0.20	(1.14)	(1.38)
JS Islamic Hybrid Fund of Funds (Mustahkem)	JSIL	9.52%	7.27%	8.01%	7.05%	0.09	0.90	(0.08)
JS Islamic Hybrid Fund of Funds (Mustanad)	JSIL	20.67%	23.41%	20.86%	14.77%	0.24	1.16	0.43
JS Islamic Hybrid Fund of Funds (Mutanasib)	JSIL	1.74%	0.16%	5.77%	1.87%	0.12	7.08	(0.69)
Alhamra Islamic Active Allocation Fund	MCBAH	-4.26%	-4.30%	-4.76%	-5.15%	0.16	(3.83)	(0.89)
Alhamra Islamic Active Allocation Fund II	MCBAH	-5.54%	-5.54%	-3.02%	-4.47%	0.11	(2.02)	(1.41)
NAFA Islamic Active Allocation Plan I	NBP Funds	-9.51%	-9.05%	-6.31%	-7.72%	0.11	(1.17)	(1.77)
NAFA Islamic Active Allocation Plan II	NBP Funds	-4.06%	-3.63%	-0.54%	-1.77%	0.09	(2.16)	(1.63)
NAFA Islamic Active Allocation Plan III	NBP Funds	-8.15%	-8.99%	-5.93%	-7.50%	0.10	(1.26)	(1.79)
NAFA Islamic Active Allocation Plan IV	NBP Funds	-9.29%	-9.11%	-6.14%	-7.70%	0.10	(1.10)	(1.90)
NAFA Islamic Active Allocation Plan V	NBP Funds	-9.53%	-9.07%	-6.22%	-7.65%	0.11	(1.18)	(1.76)
NAFA Islamic Active Allocation Plan VI	NBP Funds	-9.13%	-8.67%	-5.77%	-7.30%	0.11	(1.25)	(1.70)
NAFA Islamic Active Allocation Plan VII	NBP Funds	-9.31%	-8.83%	-5.91%	-7.48%	0.12	(1.24)	(1.70)
NAFA Islamic Active Allocation Plan VIII	NBP Funds	-4.09%	-3.61%	-0.56%	-2.17%	0.09	(2.14)	(1.63)
Al Ameen Islamic Active Allocation Plan V	UBLFML							
Al Ameen Islamic Active Allocation Plan VI	UBLFML	-8.53%	-7.77%	-5.01%	-7.75%	0.15	(1.80)	(1.22)
Al Ameen Islamic Active Allocation Plan VII	UBLFML	-7.62%	-6.85%	-2.88%	-6.71%	0.15	(1.92)	(1.22)
Al Ameen Islamic Active Allocation Plan VIII	UBLFML	-10.17%	-9.43%	-5.50%	-8.33%	0.14	(1.38)	(1.45)
Al Ameen Islamic Active Allocation Plan IX	UBLFML	-10.17%	-9.47%	-5.56%	-8.42%	0.17	(1.67)	(1.20)
Al Ameen Islamic Active Allocation Plan X	UBLFML	-9.53%	-8.87%	-4.99%	-7.83%	0.16	(1.64)	(1.27)
Al Ameen Islamic Active Allocation Plan XI	UBLFML							
Shariah Compliant Index Tracker								
KSE Meezan Index Fund	AL MEEZAN	-25.07%	-22.77%	-12.19%	-14.79%	0.28	(1.11)	(1.26)
Shariah Compliant Commodities								
Meezan Gold Fund	AL MEEZAN	30.43%	32.68%	15.22%	14.84%	0.19	0.61	1.08

* Please refer Glossary & Notes

Ten years at a Glance - Returns

Fund Name	AMC Name	2010	2011	2012	2013	2014	2015	2016	2017	2018	2019	10 years (or Since inception for lesser period)	5 years	3 years
Money Market														
Atlas Money Market Fund (20-01-2010)	AAML	10.16%	11.64%	11.33%	9.02%	8.29%	8.59%	6.02%	6.14%	5.49%	8.87%	126.85%	40.35%	21.90%
Atlas Sovereign Fund (Formerly: Atlas Sovereign Liquid Fund) (01-12-2014)	AAML	-	-	-	-	-	8.32%	5.79%	9.38%	5.00%	7.71%	41.74%	41.74%	23.70%
ABL Cash Fund (30-07-2010)	ABL AMC	-	11.96%	11.22%	9.11%	8.22%	9.37%	5.78%	8.66%	5.41%	9.02%	112.41%	44.46%	24.87%
Alfalsh GHP Cash Fund (12-03-2010)	AGIML	10.13%	11.55%	11.01%	9.06%	8.09%	8.58%	5.17%	6.86%	4.70%	9.06%	124.01%	39.34%	22.01%
Alfalsh GHP Money Market Fund (07-05-2010)	AGIML	10.68%	11.82%	11.82%	8.82%	8.17%	8.73%	5.37%	5.65%	5.47%	9.15%	126.97%	39.33%	21.62%
AKD Cash Fund (20-01-2012)	AKDIML	-	-	10.44%	-	9.54%	8.77%	8.59%	5.45%	6.34%	4.69%	7.89%	80.97%	37.53%
PIML Daily Reserve Fund (02-01-2013)	AWTIL	-	-	-	9.87%	8.91%	9.58%	6.00%	6.17%	4.61%	(matured)	-	-	-
BMA Empress Cash Fund (12-11-2009)	BMA Funds	10.26%	11.30%	11.32%	9.14%	8.47%	8.15%	4.60%	4.58%	4.45%	8.83%	117.51%	34.49%	18.89%
Faysal Money Market Fund (13-12-2010)	FAML	-	11.16%	10.98%	9.06%	8.39%	8.65%	5.67%	7.14%	5.23%	8.87%	105.50%	40.93%	22.74%
First Habib Cash Fund (10-03-2011)	HAML	-	11.44%	11.22%	9.03%	8.13%	8.30%	5.34%	6.56%	5.42%	8.65%	103.47%	39.25%	22.05%
HBL Money Market Fund (12-07-2010)	HBLAML	-	11.96%	11.53%	9.28%	8.08%	8.77%	5.13%	6.45%	5.32%	8.47%	105.11%	39.07%	21.62%
HBL Cash Fund (14-10-2010)	HBLAML	-	11.68%	11.47%	9.07%	8.41%	10.31%	6.07%	7.15%	5.50%	8.88%	112.00%	44.02%	23.09%
JS Cash Fund (29-03-2010)	JSIL	9.47%	12.01%	11.69%	9.11%	8.26%	9.26%	5.72%	5.73%	5.27%	9.46%	127.65%	40.72%	21.84%
Lakson Money Market Fund (13-11-2009)	LI	10.58%	11.69%	11.22%	8.76%	7.97%	8.54%	5.60%	6.80%	5.47%	8.69%	126.34%	40.32%	22.43%
MCB Cash Management Optimizer Fund (01-10-2009)	MCBAH	10.91%	11.65%	11.29%	9.20%	8.27%	8.79%	5.77%	7.09%	5.41%	8.88%	130.42%	41.42%	22.90%
Pakistan Cash Management Fund (19-03-2008)	MCBAH	11.23%	13.56%	11.07%	9.06%	8.43%	8.86%	5.88%	8.34%	4.67%	7.47%	133.06%	40.47%	21.87%
NBP Government Securities Liquid Fund (Formerly: NAFA Government Securities Liquid Fund) (16-05-2009)	NBP Funds	10.53%	11.46%	10.88%	9.66%	8.12%	8.30%	5.75%	7.64%	5.29%	8.59%	126.19%	40.94%	23.07%
NBP Money Market Fund (Formerly: NAFA Money Market Fund) (24-02-2012)	NBP Funds	-	-	10.28%	9.17%	8.21%	8.91%	6.34%	6.56%	5.62%	9.01%	85.13%	42.11%	22.70%
NIT Money Market Fund (Formerly: NIT Government Treasury Fund) (22-01-2016)	NITL	-	-	-	-	-	-	5.03%	4.95%	5.18%	8.87%	26.22%	N/A	20.17%
Askari Sovereign Cash Fund (18-09-2009)	POAMCL	12.05%	12.26%	11.50%	9.24%	8.11%	8.85%	5.56%	8.48%	5.23%	2.52%	122.74%	34.47%	17.03%
UBL Liquidity Plus Fund (21-06-2009)	UBLFML	10.52%	11.85%	11.37%	8.94%	8.08%	8.54%	5.53%	6.22%	5.51%	8.66%	126.10%	39.48%	21.78%
UBL Money Market Fund (14-10-2010)	UBLFML	-	11.90%	12.09%	9.31%	7.79%	7.97%	5.15%	5.41%	5.12%	8.53%	101.77%	36.53%	20.26%

Income														
Atlas Income Fund (22-03-2004)	AAML	9.98%	7.24%	6.06%	9.58%	8.45%	12.19%	8.02%	5.48%	4.82%	7.33%	113.80%	43.82%	18.68%
ABL Government Securities Fund (Class B) (29-11-2011)	ABL AMC	-	-	10.68%	11.79%	9.17%	15.14%	8.02%	6.59%	5.09%	7.73%	102.75%	50.10%	20.68%
ABL Income Fund (20-09-2008)	ABL AMC	10.96%	11.65%	11.71%	9.88%	8.20%	14.20%	7.19%	5.86%	4.67%	7.12%	139.01%	45.28%	18.69%
Alfalsh GHP Income Fund (14-04-2007)	AGIML	11.12%	11.32%	11.19%	12.35%	7.98%	12.26%	7.56%	5.20%	4.79%	7.70%	139.21%	43.36%	18.73%
Alfalsh GHP Sovereign Fund (10-05-2014)	AGIML	-	-	-	-	8.87%	16.38%	7.42%	5.54%	4.96%	7.68%	62.36%	49.13%	19.29%
AWT Income Fund (Formerly: PIML Income Fund) (08-08-2012)	AWTIL	-	-	-	8.72%	8.24%	16.97%	11.70%	4.69%	5.99%	9.31%	86.49%	58.46%	21.28%
Faysal Financial Sector Opportunity Fund (05-07-2013)	FAML	-	-	-	-	9.15%	7.41%	7.08%	5.27%	4.85%	8.81%	50.77%	38.13%	20.11%
Faysal MTS Fund (11-04-2016)	FAML	-	-	-	-	-	-	5.98%	6.14%	5.63%	9.04%	29.57%	N/A	22.26%
Faysal Savings Growth Fund (12-05-2007)	FAML	11.30%	11.05%	11.14%	8.67%	8.81%	12.81%	7.75%	5.99%	4.90%	7.59%	136.18%	45.40%	19.62%
First Habib Income Fund (02-06-2007)	HAML	10.60%	10.94%	10.29%	9.42%	7.64%	10.10%	6.66%	6.29%	5.24%	8.10%	126.33%	42.00%	20.92%
HBL Income Fund (15-03-2007)	HBLAML	13.60%	13.49%	12.35%	7.69%	9.91%	12.44%	6.12%	4.64%	4.98%	8.82%	144.54%	42.64%	19.54%
HBL Government Securities Fund (24-07-2010)	HBLAML	-	11.70%	11.85%	9.52%	8.78%	11.75%	7.85%	5.54%	4.74%	9.35%	116.87%	45.69%	20.88%
JS Income Fund (26-08-2002)	JSIL	-8.29%	3.95%	13.10%	10.60%	7.67%	10.64%	6.34%	7.00%	5.93%	8.74%	86.19%	45.02%	23.26%
Lakson Income Fund (13-11-2009)	LI	11.19%	11.50%	11.60%	9.21%	8.38%	14.17%	8.57%	6.92%	5.23%	7.64%	145.84%	50.12%	21.11%
MCB DCF Income Fund (03-01-2007)	MCBAH	11.03%	12.85%	10.80%	9.82%	10.79%	12.64%	6.23%	6.50%	4.62%	7.80%	142.75%	43.70%	20.10%
MCB Pakistan Sovereign Fund (01-03-2003)	MCBAH	10.13%	10.27%	11.32%	12.32%	9.26%	16.69%	7.30%	5.89%	5.08%	7.88%	149.39%	50.31%	20.04%
Pakistan Income Fund (11-03-2002)	MCBAH	14.01%	12.50%	9.41%	7.26%	8.13%	11.30%	6.14%	6.90%	4.77%	8.13%	132.86%	43.07%	21.11%
NBP Financial Sector Income Fund (Formerly: NAFA Financial Sector Income Fund) (28-10-2011)	NBP Funds	-	-	12.42%	9.27%	7.94%	10.90%	6.39%	8.35%	6.02%	9.33%	96.48%	48.17%	25.59%
NBP Savings Fund (Formerly: NAFA Income Fund) (29-03-2008)	NBP Funds	8.69%	-4.24%	-6.90%	6.91%	2.31%	13.73%	6.91%	6.52%	5.53%	9.37%	58.43%	49.48%	22.94%
NBP Income Opportunity Fund (Formerly: NAFA Income Opportunity Fund) (22-04-2006)	NBP Funds	5.81%	5.49%	-0.54%	10.33%	16.60%	13.21%	7.49%	6.28%	5.33%	9.25%	112.57%	48.84%	22.31%
NAFA Government Securities Savings Fund (03-07-2014)	NBP Funds	-	-	-	-	-	14.37%	6.46%	5.75%	5.01%	7.83%	45.80%	45.80%	19.75%
NBP Mahana Amdani Fund (Formerly: NAFA Savings Plus Fund) (21-11-2009)	NBP Funds	9.87%	10.64%	11.04%	8.76%	7.91%	8.67%	6.27%	8.11%	5.45%	9.11%	127.58%	43.65%	24.39%
NBP Government Securities Plan I (18-03-2019)	NBP Funds	-	-	-	-	-	-	-	-	-	1.80%	1.80%	N/A	N/A
NIT - Government Bond Fund (18-11-2009)	NITL	10.56%	11.18%	9.76%	9.93%	7.64%	13.88%	5.78%	5.28%	5.06%	8.01%	129.80%	43.93%	19.48%
NIT - Income Fund (19-02-2010)	NITL	9.58%	12.10%	12.34%	9.56%	7.06%	14.11%	5.87%	5.37%	5.22%	7.25%	132.51%	43.64%	18.91%
Askari Sovereign Yield Enhancer (07-05-2012)	POAMCL	-	-	10.32%	10.98%	8.82%	10.74%	9.21%	4.83%	4.57%	6.26%	87.69%	40.87%	16.48%
Pak Oman Government Securities Fund (28-08-2011)	POAMCL	-	-	10.76%	9.20%	7.08%	8.63%	8.75%	4.28%	4.30%	6.44%	77.12%	36.76%	15.76%
UBL Income Opportunity Fund (UIOF) (Formerly: UBL Financial Sector Bond Fund) (29-03-2013)	UBLFML	-	-	-	9.23%	6.99%	10.86%	7.69%	4.73%	4.31%	8.48%	65.37%	41.50%	18.52%
UBL Government Securities Fund (27-07-2011)	UBLFML	-	-	12.11%	9.90%	8.26%	15.47%	8.95%	4.81%	4.71%	7.55%	98.06%	48.49%	18.03%
Dawood Income Fund (20-05-2003)	786 IL	-1.85%	28.31%	5.35%	-	-	-	-	16.32%	11.86%	11.12%	91.84%	N/A	44.59%

Equity														
Atlas Stock Market Fund (23-11-2004)	AAML	24.86%	40.07%	22.95%	51.11%	30.09%	19.73%	5.05%	33.73%	-4.75%	-18.83%	449.65%	30.04%	3.40%
ABL Stock Fund (28-06-2009)	ABL AMC	32.66%	29.19%	26.34%	55.87%	32.90%	27.11%	9.91%	33.21%	-16.84%	-16.54%	479.38%	29.17%	-7.54%
Alfalsh GHP Alpha Fund (09-09-2008)	AGIML	24.76%	16.72%	2.63%	39.80%	29.55%	27.39%	14.12%	28.99%	-14.18%	-17.48%	259.43%	32.79%	-8.65%
Alfalsh GHP Stock Fund (15-07-2008)	AGIML	26.08%	29.97%	13.34%	66.41%	24.60%	27.70%	14.88%	28.69%	-14.61%	-17.34%	413.11%	33.26%	-9.17%
AKD Opportunity Fund (31-03-2006)	AKDIML	16.96%	19.62%	34.70%	72.87%	48.21%	33.36%	14.13%	35.56%	-13.51%	-20.33%	586.44%	42.17%	-6.59%
Golden Arrow Selected Stock Fund (01-05-1983)	AKDIML	16.00%	13.94%	34.85%	84.36%	51.71%	39.78%	9.60%	49.86%	-11.14%	-18.06%	733.26%	67.15%	9.11%
AWT Stock Fund (Formerly: PIML Value Equity Fund) (13-03-2015)	AWTIL	-	-	-	-	-	9.11%	4.99%	22.36%	-19.46%	-24.02%	-14.23%	-14.23%	-25.13%
Faysal Stock Fund (Formerly: Faysal Balanced Growth Fund) (19-04-2004)	FAML	21.99%	9.98%	-4.69%	19.15%	14.69%	19.83%	7.39%	14.30%	-18.31%	-28.24%	50.67%	-13.78%	-33.00%
First Capital Mutual Fund (24-05-1995)	FCIL	13.72%	10.89%	8.65%	28.23%	32.88%	15.82%	6.97%	17.28%	-23.35%	-32.74%	74.87%	-25.10%	-39.54%
First Habib Stock Fund (10-10-2009)	HAML	-4.57%	18.43%	3.67%	33.43%	22.60%	14.95%	1.26%	21.12%	-14.71%	-19.23%	86.16%	-2.88%	-16.56%
HBL Stock Fund (27-08-2007)	HBLAML	19.52%	28.20%	11.00%	44.42%	27.80%	8.26%	2.47%	23.89%	-11.85%	-16.20%	218.74%	1.54%	-8.47%
HBL Energy Fund (20-01-2006)	HBLAML	13.52%	31.09%	9.33%	30.01%	23.92%	8.18%	-2.86%	30.12%	-2.33%	-24.28%	165.09%	1.14%	-3.77%
PICIC Growth Fund (20-07-2004)	HBLAML	14.45%	16.75%	3.19%	58.55%	35.41%	-0.72%	3.39%	25.36%	-8.23%	Converted to Open End Fund	-	-	-
PICIC Investment Fund (07-06-2004)	HBLAML	14.90%	18.33%	4.29%	54.85%	35.39%	-1.12%	4.11%	23.18%	-8.54%	Converted to Open End Fund	-	-	-
HBL Equity Fund (24-09-2011)	HBLAML	-	-	13.03%	48.18%	41.93%	11.15%	6.71%	27.67%	-11.38%	-15.46%	169.69%	13.45%	-4.35%
HBL Growth Fund-Class A (Formerly PICIC Growth Fund) (02-07-2018)	HBLAML	-	-	-	-	-	-	-	-	-	-32.96%	-32.96%	N/A	N/A
HBL Growth Fund-Class B (Formerly PICIC Growth Fund) (02-07-2018)	HBLAML	-	-	-	-	-	-	-	-	-	-16.21%	-16.21%	N/A	N/A
HBL Investment Fund-Class A (Formerly PICIC Investment Fund) (02-07-2018)	HBLAML	-	-	-	-	-	-	-	-	-	-33.34%	-33.34%	N/A	N/A
HBL Investment Fund-Class B (Formerly PICIC Investment Fund) (02-07-2018)	HBLAML	-	-	-	-	-	-	-	-	-	-16.26%	-16.26%	N/A	N/A
JS Growth Fund (06-06-2006)	JSIL	6.61%	22.56%	17.92%	56.91%	40.12%	12.43%	3.88%	37.58%	-15.92%	-23.43%	250.42%	3.45%	-11.43%
JS Large Capital Fund (14-05-2004)	JSIL	4.65%	38.38%	14.87%	54.55%	39.65%	31.75%	4.77%	44.32%	-12.07%	-21.46%	393.96%	37.59%	-0.32%
JS Value Fund (14-01-1996)	JSIL	-11.43%	25.89%	15.25%	64.30%	35.52%	9.73%	13.72%	25.54%	-12.79%	-21.29%	207.69%	7.53%	-13.83%
Lakson Equity Fund (13-11-2009)	LI	-0.66%	20.44%	9.74%	40.02%	32.15%	23.93%	10.60%	26.40%	-12.74%	-20.27%	192.83%	20.54%	-12.06%
MCB Pakistan Stock Market Fund (11-03-2002)	MCBAH	24.77%	21.07%	11.29%	49.42%	34.69%	39.35%	5.25%	29.54%	-7.51%	-16.35%	397.30%	46.98%	0.22%
NBP Stock Fund (Formerly: NAFA Stock Fund) (22-01-2007)	NBP Funds	16.74%	28.37%	21.98%	54.95%	36.33%	36.94%	11.43%	33.74%	-9.75%	-17.99%	483.20%	51.04%	-1.02%
NAFA Financial Sector Fund (14-02-2018)	NBP Funds	-	-	-	-	-	-	-	-	0.01%	-9.40%	-9.99%	N/A	N/A
National Investment Unit Trust (12-11-1962)	NITL	17.92%	24.05%	7.57%	58.42%	56.98%	20.27%	9.59%	35.44%	-11.81%	-23.94%	368.59%	19.75%	-9.15%
Askari Equity Fund (30-03-2012)	POAMCL	-	-	-0.30%	42.07%	28.71%	17.59%	-5.25%	14.80%	-22.06%	-21.57%	42.54%	-21.81%	-29.83%
UBL Stock Advantage Fund (04-08-2006)	UBLFNL	24.13%	35.59%	12.42%	55.20%	31.48%	22.06%	14.01%	30.13%	-10.13%	-16.27%	426.11%	36.26%	-2.08%
UBL Dedicated Equity Fund (29-05-2018)	UBLFNL	-	-	-	-	-	-	-	-	-1.87%	-17.56%	-19.11%	N/A	N/A
UBL Financial Sector Fund (06-04-2018)	UBLFNL	-	-	-	-	-	-	-	-	-8.78%	-12.13%	-19.84%	N/A	N/A

Ten years at a Glance - Returns

Fund Name	AMC Name	2010	2011	2012	2013	2014	2015	2016	2017	2018	2019	10 years (or Since inception for lesser period)	5 years	3 years
Capital Protected														
Allied Capital Protected Fund (19-02-2018)	ABL AMC	-	-	-	-	-	-	-	-	2.83%	6.25%	9.25%	N/A	N/A
Alfalsh Capital Preservation Fund II (11-05-2018)	AGIML	-	-	-	-	-	-	-	-	-0.19%	2.90%	2.70%	N/A	N/A
JS Capital Protected Fund V (30-05-2016)	JSIL	-	-	-	-	-	-	0.10%	5.71%	2.15%	(matured)			
UBL Capital Protected Fund III (26-01-2017)	UBLFML	-	-	-	-	-	-	-	1.71%	0.49%	3.01%	5.29%	N/A	5.29%
Capital Protected - Income														
UBL Special Savings Plan I (09-11-2018)	UBLFML	-	-	-	-	-	-	-	-	-	5.41%	5.41%	N/A	N/A
UBL Special Savings Plan II (05-02-2019)	UBLFML	-	-	-	-	-	-	-	-	-	3.52%	3.52%	N/A	N/A
UBL Special Savings Plan III (17-04-2019)	UBLFML	-	-	-	-	-	-	-	-	-	2.49%	2.49%	N/A	N/A
UBL Special Savings Plan IV (30-05-2019)	UBLFML	-	-	-	-	-	-	-	-	-	7.58%	7.58%	N/A	N/A
Fund of Funds - CPPI														
UBL Active Principal Preservation Plan I (21-02-2018)	UBLFML	-	-	-	-	-	-	-	-	0.88%	2.20%	3.10%	N/A	N/A
UBL Active Principal Preservation Plan II (31-05-2018)	UBLFML	-	-	-	-	-	-	-	-	0.63%	3.10%	3.76%	N/A	N/A
UBL Active Principal Preservation Plan III (24-10-2018)	UBLFML	-	-	-	-	-	-	-	-	-	0.43%	0.43%	N/A	N/A
Aggressive Fixed Income														
Alfalsh GHP Income Multiplier Fund (15-06-2007)	AGIML	3.61%	-2.37%	-3.90%	11.23%	12.35%	14.15%	8.38%	5.90%	4.91%	6.26%	77.43%	46.05%	18.05%
AKD Aggressive Income Fund (Formerly: AKD Income Fund) (22-03-2007)	AKDIML	9.01%	11.59%	10.41%	6.55%	5.44%	15.51%	9.66%	6.45%	3.58%	3.28%	117.66%	44.25%	13.87%
BMA Chundrigar Road Savings Fund (23-08-2007)	BMA Funds	8.56%	-7.75%	-8.90%	13.35%	7.70%	12.26%	11.59%	5.51%	5.16%	7.70%	66.72%	49.69%	19.50%
Faysal Income & Growth Fund (10-10-2005)	FAML	11.31%	9.71%	13.55%	9.50%	8.82%	12.14%	9.41%	4.56%	5.15%	7.81%	140.27%	45.42%	18.53%
Pakistan Income Enhancement Fund (28-08-2008)	MCBAH	14.24%	12.41%	8.94%	7.21%	8.73%	13.61%	8.33%	5.06%	5.17%	7.84%	139.15%	46.65%	19.16%
Askari High Yield Scheme (16-03-2006)	POAMCL	-7.09%	5.40%	0.31%	1.61%	11.63%	12.16%	8.23%	5.34%	5.13%	8.10%	61.95%	45.34%	19.72%
UBL Growth & Income Fund (Formerly: United Growth & Income Fund) (02-03-2006)	UBLFML	9.46%	-10.38%	-12.32%	10.71%	18.36%	11.93%	12.09%	6.77%	5.21%	7.94%	71.46%	52.14%	21.26%
Balanced														
HBL Multi Asset Fund (14-12-2007)	HBLAML	19.17%	23.55%	12.67%	37.59%	24.09%	4.88%	5.90%	18.40%	-6.28%	-8.95%	217.85%	12.22%	1.03%
Unit Trust of Pakistan (27-10-1997)	JSIL	14.05%	13.23%	16.60%	42.01%	23.56%	13.52%	6.98%	24.50%	-12.51%	-14.12%	200.13%	13.59%	-6.46%
Pakistan Capital Market Fund (24-01-2004)	MCBAH	20.41%	14.00%	9.40%	28.08%	26.05%	31.15%	5.17%	25.36%	-3.21%	-9.41%	267.57%	51.61%	9.92%
NBP Balanced Fund (Formerly: NAFA Multi Asset Fund) (22-01-2007)	NBP Funds	12.38%	25.30%	15.54%	34.12%	25.41%	26.80%	8.69%	28.42%	-6.16%	-8.45%	316.13%	52.06%	10.33%
First Dawood Mutual Fund (22-03-2005)	786 IL	-6.91%	13.41%	-6.29%	-	-	-	-	50.52%	-3.05%	-22.34%	12.12%	N/A	13.33%
Asset Allocation														
Allied Finergy Fund (23-11-2018)	ABL AMC	-	-	-	-	-	-	-	-	-	-2.12%	-2.12%	N/A	N/A
Alfalsh GHP Value Fund (29-10-2005)	AGIML	17.36%	5.65%	5.77%	30.11%	19.52%	25.48%	18.30%	26.18%	-12.04%	-8.80%	206.43%	50.26%	1.22%
AWT Asset Allocation Fund (Formerly: PIML Asset Allocation Fund) (12-04-2016)	AWTIL	-	-	-	-	-	-	2.86%	2.74%	-12.15%	-13.37%	-19.57%	N/A	-21.81%
Faysal Asset Allocation Fund (05-03-2007)	FAML	30.70%	20.59%	-0.02%	20.26%	17.01%	16.16%	-2.46%	4.67%	-21.64%	-20.96%	62.87%	-26.55%	-35.17%
First Habib Asset Allocation Fund (08-11-2017)	HAML	-	-	-	-	-	-	-	-	0.83%	-8.46%	-7.71%	N/A	N/A
Lakson Asset Allocation Developed Markets Fund (10-10-2011)	LI	-	-	6.42%	10.52%	9.64%	7.76%	8.00%	9.01%	13.06%	18.15%	118.52%	69.47%	45.61%
Lakson Tactical Fund (10-10-2011)	LI	-	-	5.85%	3.44%	4.24%	8.86%	6.85%	17.23%	-5.70%	-10.87%	30.81%	14.61%	-1.47%
MCB Pakistan Asset Allocation Fund (17-03-2008)	MCBAH	16.72%	20.86%	8.65%	19.23%	11.94%	19.40%	3.21%	9.54%	-2.55%	-9.79%	142.77%	18.67%	-3.71%
MCB Pakistan Frequent Payout Fund (16-11-2015)	MCBAH	-	-	-	-	-	-	3.54%	5.54%	4.50%	7.47%	22.74%	N/A	18.54%
NBP Sarmaya Itzaf Fund (Formerly: NAFA Asset Allocation Fund) (21-08-2010)	NBP Funds	-	19.45%	14.38%	31.99%	13.66%	24.64%	7.61%	29.90%	-6.79%	-8.66%	204.00%	48.32%	10.59%
Askari Asset Allocation Fund (02-06-2007)	POAMCL	7.61%	13.47%	12.12%	39.87%	19.29%	14.54%	-6.25%	10.49%	-18.84%	-8.10%	102.14%	-11.52%	-17.59%
Pak Oman Advantage Asset Allocation Fund (30-10-2008)	POAMCL	-1.76%	15.08%	-0.89%	31.82%	8.74%	12.58%	7.76%	19.89%	-21.69%	-10.93%	62.93%	1.45%	-16.38%
UBL Asset Allocation Fund (20-08-2013)	UBLFML	-	-	-	-	13.47%	22.75%	12.31%	14.51%	-0.15%	-1.74%	75.75%	54.89%	12.36%
Fund of Funds														
ABL Financial Planning Fund (Active Plan) (31-12-2015)	ABL AMC	-	-	-	-	-	-	5.29%	19.28%	-11.47%	-6.71%	3.72%	N/A	-1.49%
ABL Financial Planning Fund (Conservative Plan) (31-12-2015)	ABL AMC	-	-	-	-	-	-	4.41%	10.35%	0.01%	2.02%	17.55%	N/A	12.59%
ABL Financial Planning Fund (Strategic Allocation Plan) (30-12-2016)	ABL AMC	-	-	-	-	-	-	-	0.57%	-2.43%	-3.44%	-5.25%	N/A	-5.25%
Alfalsh GHP Prosperity Planning Fund (Alfalsh GHP Active Allocation Plan) (12-09-2015)	AGIML	-	-	-	-	-	-	7.78%	16.65%	-8.88%	-6.88%	6.67%	N/A	-1.03%
Alfalsh GHP Prosperity Planning Fund (Alfalsh GHP Conservative Allocation Plan) (12-09-2015)	AGIML	-	-	-	-	-	-	5.53%	8.46%	0.98%	3.74%	19.90%	N/A	13.61%
Alfalsh GHP Prosperity Planning Fund (Alfalsh GHP Moderate Allocation Plan) (12-09-2015)	AGIML	-	-	-	-	-	-	7.60%	12.07%	-2.63%	-1.76%	15.35%	N/A	7.20%
HBL Financial Planning Fund (Active Allocation Plan) (11-10-2017)	HBLAML	-	-	-	-	-	-	-	-	2.65%	-5.52%	-3.01%	N/A	N/A
HBL Financial Planning Fund (Conservative Allocation Plan) (11-10-2017)	HBLAML	-	-	-	-	-	-	-	-	3.76%	2.71%	6.58%	N/A	N/A
HBL Financial Planning Fund (Strategic Allocation Plan) (11-10-2017)	HBLAML	-	-	-	-	-	-	-	-	2.52%	-3.40%	-0.97%	N/A	N/A
JS Fund of Funds (31-10-2005)	JSIL	13.99%	31.70%	20.00%	21.01%	40.09%	20.44%	9.08%	21.36%	-9.54%	-1.79%	332.57%	41.65%	7.83%
Index Tracker														
AKD Index Tracker Fund (11-10-2005)	AKDIML	30.37%	25.09%	7.68%	46.94%	36.40%	13.20%	4.73%	20.77%	-11.55%	-20.01%	256.54%	1.30%	-14.55%
Shariah Compliant Money Market														
Meezan Cash Fund (15-06-2009)	AL MEEZAN	10.10%	11.02%	10.71%	8.07%	7.07%	7.46%	4.58%	6.07%	4.29%	7.87%	109.96%	34.09%	19.32%
Meezan Rozana Amdani Fund (28-12-2018)	AL MEEZAN	-	-	-	-	-	-	-	-	-	9.97%	9.97%	N/A	N/A
HBL Islamic Money Market Fund (09-05-2011)	HBLAML	-	10.46%	10.33%	8.45%	6.86%	6.70%	4.29%	4.19%	4.32%	8.11%	84.69%	30.77%	17.51%
NBP Islamic Money Market Fund (Formerly: NAFA Islamic Money Market Fund) (28-02-2018)	NBP Funds	-	-	-	-	-	-	-	-	4.54%	8.15%	13.06%	N/A	N/A
Al Ameen Islamic Cash Fund (19-09-2012)	UBLFML	-	-	-	6.71%	6.56%	6.56%	4.81%	4.70%	5.01%	8.46%	51.44%	33.18%	19.25%

Ten years at a Glance - Returns

Fund Name	AMC Name	2010	2011	2012	2013	2014	2015	2016	2017	2018	2019	10 years (or Since inception for lesser period)	5 years	3 years
Shariah Compliant Income														
Atlas Islamic Income Fund (18-10-2008)	AAML	9.22%	9.90%	10.11%	8.65%	8.22%	7.21%	4.97%	5.97%	4.92%	8.48%	110.96%	35.75%	20.62%
ABL Islamic Income Fund (Formerly: ABL Islamic Cash Fund) (30-07-2010)	ABL AMC	-	10.19%	11.01%	9.22%	8.88%	8.69%	5.82%	5.69%	4.37%	8.47%	100.16%	37.61%	19.64%
Alfalah GHP Islamic Income Fund (03-12-2009)	AGIML	9.03%	10.20%	9.70%	7.31%	6.01%	6.85%	4.91%	5.35%	4.22%	7.61%	98.59%	32.44%	18.15%
AKD Islamic Income Fund (20-02-2018)	AKDIML	-	-	-	-	-	-	-	-	4.39%	8.43%	13.18%	N/A	N/A
Meezan Islamic Income Fund (15-01-2007)	AL MEEZAN	7.31%	11.77%	7.79%	14.45%	11.90%	8.13%	5.75%	5.10%	4.27%	7.97%	124.02%	35.30%	18.32%
Meezan Sovereign Fund (10-02-2010)	AL MEEZAN	9.49%	11.45%	11.15%	9.12%	8.50%	6.81%	5.10%	6.58%	2.58%	7.07%	111.01%	31.41%	17.05%
AWT Islamic Income Fund (Formerly: PIML Islamic Income Fund) (04-03-2014)	AWTIL	-	-	-	-	5.46%	5.09%	6.26%	4.37%	4.14%	7.24%	37.26%	30.15%	16.56%
Faysal Islamic Savings Growth Fund (14-06-2010)	FAML	9.91%	10.33%	11.24%	8.28%	7.65%	8.22%	5.50%	5.30%	4.42%	7.85%	112.91%	35.40%	18.59%
First Habib Islamic Income Fund (23-01-2017)	HAML	-	-	-	-	-	-	-	3.32%	3.49%	6.58%	13.97%	N/A	13.97%
HBL Islamic Income Fund (Formerly: PICIC Islamic Income Fund) (29-05-2014)	HBLAML	-	-	-	-	0.81%	8.37%	4.82%	5.52%	5.18%	7.85%	37.08%	35.97%	19.69%
JS Islamic Income Fund (05-06-2013)	JSIL	-	-	-	6.51%	8.80%	6.22%	3.66%	3.56%	3.42%	8.66%	48.48%	28.13%	16.37%
Alhamra Islamic Income Fund (Formerly: MCB Islamic Income Fund) (19-06-2011)	MCBAH	-	8.40%	10.40%	8.91%	8.36%	6.57%	5.05%	6.49%	4.96%	8.24%	91.32%	35.45%	20.98%
Alhamra Daily Dividend Fund (10-04-2018)	MCBAH	-	-	-	-	-	-	-	-	4.97%	8.28%	13.66%	N/A	N/A
NBP Active Allocation Riba Free Savings Fund (Formerly: NAFA Active Allocation Riba Free Savings Fund) (19-01-2018)	NBP Funds	-	-	-	-	-	-	4.45%	3.83%	4.07%	7.67%	21.52%	21.52%	16.35%
NBP Riba Free Savings Fund (Formerly: NAFA Riba Free Savings Fund) (21-08-2010)	NBP Funds	-	10.39%	10.83%	8.72%	7.82%	7.36%	5.52%	5.87%	5.24%	8.87%	97.05%	37.41%	21.30%
NBP Islamic Savings Fund (Formerly: NAFA Islamic Income Fund) (29-10-2007)	NBP Funds	-4.87%	9.04%	19.07%	6.80%	13.65%	9.21%	7.41%	5.39%	5.14%	8.56%	111.53%	41.10%	20.29%
NBP Islamic Mahana Amdani Fund (Formerly: NBP Attamaad Mahana Amdani Fund) (08-10-2018)	NBP Funds	-	-	-	-	-	-	-	-	-	9.70%	9.70%	N/A	N/A
NIT Islamic Income Fund (04-07-2016)	NITL	-	-	-	-	-	-	-	4.61%	4.41%	8.17%	18.15%	N/A	18.15%
Askari Islamic Income Fund (18-09-2009)	POAMCL	22.80%	12.24%	12.09%	8.74%	7.93%	6.44%	5.08%	5.49%	4.78%	3.60%	132.24%	28.08%	14.52%
Pak Oman Advantage Islamic Income Fund (30-10-2008)	POAMCL	3.56%	9.19%	11.18%	6.91%	3.43%	4.67%	4.37%	6.42%	5.00%	6.35%	80.46%	29.82%	18.83%
Al Ameen Islamic Sovereign Fund (07-11-2010)	UBLFML	-	11.83%	11.37%	9.09%	8.78%	6.15%	4.35%	5.56%	3.03%	6.82%	90.18%	28.67%	16.17%

Shariah Compliant Equity

Atlas Islamic Stock Fund (01-01-2007)	AAML	25.14%	43.77%	27.51%	48.67%	21.73%	21.37%	5.73%	29.25%	-7.88%	-18.95%	414.13%	23.84%	-3.50%
Atlas Islamic Dedicated Stock Fund (10-01-2019)	AAML	-	-	-	-	-	-	-	-	-17.27%	-17.27%	N/A	N/A	N/A
ABL Islamic Dedicated Stock Fund (19-12-2016)	ABL AMC	-	-	-	-	-	-	2.85%	-16.40%	-16.93%	-28.57%	N/A	-28.57%	N/A
ABL Islamic Stock Fund (11-06-2013)	ABL AMC	-	-	-	3.24%	24.67%	29.03%	5.58%	31.18%	-15.93%	-16.65%	51.05%	25.22%	8.08%
Alfalah GHP Islamic Stock Fund (04-09-2007)	AGIML	17.95%	10.15%	12.18%	36.25%	18.42%	23.79%	20.33%	24.81%	-14.44%	-18.80%	203.77%	29.18%	-13.28%
Alfalah GHP Islamic Dedicated Equity Fund (25-05-2017)	AGIML	-	-	-	-	-	-	-	-3.12%	-12.45%	-23.98%	-35.52%	N/A	-35.52%
AKD Islamic Stock Fund (20-02-2018)	AKDIML	-	-	-	-	-	-	-	-	-6.00%	-25.95%	-30.40%	N/A	N/A
AL Meezan Mutual Fund (13-07-1995)	AL MEEZAN	31.23%	37.37%	19.03%	50.56%	29.82%	22.02%	15.54%	23.02%	-16.47%	-24.38%	359.53%	9.56%	-22.29%
Meezan Dedicated Equity Fund (06-10-2017)	AL MEEZAN	-	-	-	-	-	-	-	-	-2.93%	-26.84%	-28.98%	N/A	N/A
Meezan Energy Fund (30-11-2016)	AL MEEZAN	-	-	-	-	-	-	-	6.93%	-0.89%	-32.98%	-28.97%	N/A	-28.97%
Meezan Islamic Fund (08-08-2003)	AL MEEZAN	30.88%	38.72%	19.46%	50.76%	29.15%	21.64%	17.40%	22.89%	-17.12%	-24.33%	364.82%	10.07%	-22.92%
AWT Islamic Stock Fund (Formerly: PIML Islamic Equity Fund) (04-03-2014)	AWTIL	-	-	-	4.58%	24.96%	7.30%	17.01%	-21.47%	-25.20%	-3.61%	-7.83%	-31.26%	N/A
First Habib Islamic Stock Fund (9-11-2012)	HAML	-	-	-	11.36%	12.34%	5.08%	1.66%	14.90%	-16.16%	-19.81%	3.23%	-17.48%	-22.75%
HBL Islamic Stock Fund (09-05-2011)	HBLAML	-	2.50%	16.52%	44.86%	30.67%	11.80%	1.00%	24.51%	-13.99%	-18.36%	123.16%	-1.29%	-12.58%
HBL Islamic Equity Fund (29-05-2014)	HBLAML	-	-	-	0.88%	24.49%	10.96%	24.42%	-12.32%	-16.97%	26.23%	25.13%	-9.42%	N/A
HBL Islamic Dedicated Equity Fund (01-10-2018)	HBLAML	-	-	-	-	-	-	-	-	-16.17%	-16.17%	N/A	N/A	N/A
JS Islamic Fund (27-12-2002)	JSIL	15.02%	39.48%	25.84%	45.49%	38.43%	42.90%	5.88%	46.07%	-19.77%	-20.19%	475.41%	41.51%	-6.47%
JS Islamic Dedicated Equity Fund (21-03-2018)	JSIL	-	-	-	-	-	-	-	-	-2.13%	-25.87%	-27.45%	N/A	N/A
Alhamra Islamic Stock Fund (Formerly: MCB Pakistan Islamic Stock Fund) (01-09-2004)	MCBAH	18.54%	19.12%	14.89%	32.32%	31.34%	19.20%	3.89%	29.97%	-12.00%	-20.22%	218.61%	13.01%	-8.75%
NBP Islamic Active Allocation Equity Fund (Formerly: NAFA Islamic Active Allocation Equity Fund) (19-01-2018)	NBP Funds	-	-	-	-	-	-	18.76%	30.10%	-14.14%	-19.93%	6.23%	N/A	-10.55%
NBP Islamic Energy Fund (Formerly: NAFA Islamic Energy Fund) (21-04-2016)	NBP Funds	-	-	-	-	-	-	9.49%	32.21%	-3.24%	-27.79%	1.13%	N/A	-7.63%
NBP Islamic Stock Fund (Formerly: NAFA Islamic Stock Fund) (12-01-2015)	NBP Funds	-	-	-	-	-	11.39%	12.89%	32.46%	-12.78%	-20.09%	16.08%	16.08%	-7.68%
NIT Islamic Equity Fund (18-05-2015)	NITL	-	-	-	-	-	2.70%	5.74%	18.38%	-16.37%	25.43%	19.82%	-19.82%	-26.17%
Al Ameen Islamic Dedicated Equity Fund (15-12-2015)	UBLFML	-	-	-	-	-	-	9.97%	26.87%	-13.30%	-17.18%	0.19%	N/A	-8.90%
Al Ameen Shariah Stock Fund (24-12-2006)	UBLFML	16.36%	26.41%	17.75%	49.59%	34.36%	27.13%	14.47%	29.21%	-12.38%	-18.45%	367.71%	34.36%	-7.67%

Shariah Compliant Capital Protected

NAFA Islamic Principal Protected Fund II (30-06-2014)	NBP Funds	-	-	-	-	0.12%	21.05%	3.30%	25.82%	0.80%	-1.32%	56.69%	56.50%	25.15%
---	-----------	---	---	---	---	-------	--------	-------	--------	-------	--------	--------	--------	--------

Shariah Compliant Fund of Funds - CPPI

Atlas Islamic Fund of Funds (Atlas Islamic Capital Preservation Plan) (07-01-2019)	AAML	-	-	-	-	-	-	-	-	-	-2.40%	-2.40%	N/A	N/A
ABL Islamic Financial Planning Fund (Capital Preservation Plan II) (29-03-2019)	ABL AMC	-	-	-	-	-	-	-	-	-	0.03%	0.03%	N/A	N/A
Meezan Strategic Allocation Fund (Meezan Capital Preservation Plan II) (19-12-2017)	AL MEEZAN	-	-	-	-	-	-	-	-	0.19%	2.21%	2.40%	N/A	N/A
Meezan Strategic Allocation Fund II (Meezan Capital Preservation Plan IV) (05-03-2018)	AL MEEZAN	-	-	-	-	-	-	-	-	-0.40%	0.65%	0.24%	N/A	N/A
Meezan Strategic Allocation Fund II (Meezan Capital Preservation Plan V) (04-05-2018)	AL MEEZAN	-	-	-	-	-	-	-	-	0.06%	0.17%	0.23%	N/A	N/A
Meezan Strategic Allocation Fund II (Meezan Capital Preservation Plan VI) (10-07-2018)	AL MEEZAN	-	-	-	-	-	-	-	-	-0.08%	-0.08%	N/A	N/A	N/A
Meezan Strategic Allocation Fund II (Meezan Capital Preservation Plan VII) (26-09-2018)	AL MEEZAN	-	-	-	-	-	-	-	-	0.08%	0.08%	N/A	N/A	N/A
Meezan Strategic Allocation Fund II (Meezan Capital Preservation Plan VIII) (14-12-2018)	AL MEEZAN	-	-	-	-	-	-	-	-	-2.00%	-2.00%	N/A	N/A	N/A
Meezan Strategic Allocation Fund III (Meezan Capital Preservation Plan IX) (14-05-2019)	AL MEEZAN	-	-	-	-	-	-	-	-	-3.55%	-3.55%	N/A	N/A	N/A
HBL Islamic Financial Planning Fund (Islamic Capital Preservation) (02-10-2018)	HBLAML	-	-	-	-	-	-	-	-	-0.52%	-0.52%	N/A	N/A	N/A
JS Islamic Hybrid Fund of Funds II (JS Islamic Capital Preservation Allocation Plan I) (22-01-2018)	JSIL	-	-	-	-	-	-	-	-	0.23%	5.78%	6.03%	N/A	N/A
JS Islamic Hybrid Fund of Funds II (JS Islamic Capital Preservation Allocation Plan II) (17-04-2018)	JSIL	-	-	-	-	-	-	-	-	0.20%	5.73%	5.52%	N/A	N/A
JS Islamic Hybrid Fund of Funds II (JS Islamic Capital Preservation Allocation Plan III) (01-08-2018)	JSIL	-	-	-	-	-	-	-	-	-	6.04%	6.04%	N/A	N/A
JS Islamic Hybrid Fund of Funds II (JS Islamic Capital Preservation Allocation Plan IV) (22-10-2018)	JSIL	-	-	-	-	-	-	-	-	-	5.73%	5.73%	N/A	N/A
JS Islamic Hybrid Fund of Funds II (JS Islamic Capital Preservation Allocation Plan V) (01-02-2019)	JSIL	-	-	-	-	-	-	-	-	-	2.95%	2.95%	N/A	N/A
JS Islamic Hybrid Fund of Funds II (JS Islamic Capital Preservation Allocation Plan VI) (25-04-2019)	JSIL	-	-	-	-	-	-	-	-	-	0.32%	0.32%	N/A	N/A
NAFA Islamic Capital Preservation Plan I (28-02-2018)	NBP Funds	-	-	-	-	-	-	-	-	0.37%	1.83%	2.20%	N/A	N/A
NAFA Islamic Capital Preservation Plan II (27-04-2018)	NBP Funds	-	-	-	-	-	-	-	-	0.58%	0.11%	0.69%	N/A	N/A
NAFA Islamic Capital Preservation Plan III (22-06-2018)	NBP Funds	-	-	-	-	-	-	-	-	0.10%	0.02%	0.12%	N/A	N/A
NAFA Islamic Capital Preservation Plan IV (14-09-2018)	NBP Funds	-	-	-	-	-	-	-	-	-	-1.30%	-1.30%	N/A	N/A
NBP Islamic Capital Preservation Plan V (18-12-2018)	NBP Funds	-	-	-	-	-	-	-	-	-	-1.90%	-1.90%	N/A	N/A
Al Ameen Islamic Active Principal Preservation Plan I (20-03-2018)	UBLFML	-	-	-	-	-	-	-	-	0.44%	3.61%	4.06%	N/A	N/A
Al Ameen Islamic Active Principal Preservation Plan II (28-05-2018)	UBLFML	-	-	-	-	-	-	-	-	0.64%	3.35%	4.01%	N/A	N/A
Al Ameen Islamic Active Principal Preservation Plan III (25-08-2018)	UBLFML	-	-	-	-	-	-	-	-	-	2.20%	2.20%	N/A	N/A
Al Ameen Islamic Active Principal Preservation Plan IV (18-12-2018)	UBLFML	-	-	-	-	-	-	-	-	-	1.80%	1.80%	N/A	N/A

Ten years at a Glance - Returns

Fund Name	AMC Name	2010	2011	2012	2013	2014	2015	2016	2017	2018	2019	10 years (or Since inception for lesser period)	5 years	3 years
-----------	----------	------	------	------	------	------	------	------	------	------	------	---	---------	---------

Shariah Compliant Aggressive Fixed Income

Al Ameen Islamic Aggressive Income Fund (20-10-2007)	UBLFML	3.78%	-4.00%	6.14%	6.91%	14.36%	8.26%	7.06%	4.81%	3.49%	6.52%	73.12%	33.91%	15.54%
--	--------	-------	--------	-------	-------	--------	-------	-------	-------	-------	-------	--------	--------	--------

Shariah Compliant Balanced Fund

Meezan Balanced Fund (20-12-2004)	AL MEEZAN	22.73%	25.37%	16.81%	31.75%	19.66%	15.90%	12.07%	14.86%	-8.93%	-12.80%	235.69%	18.47%	-8.79%
-----------------------------------	-----------	--------	--------	--------	--------	--------	--------	--------	--------	--------	---------	---------	--------	--------

Shariah Compliant Asset Allocation

ABL Islamic Asset Allocation Fund (31-05-2018)	ABL AMC	-	-	-	-	-	-	-	-	0.08%	-1.10%	-1.02%	N/A	N/A
Alfalah GHP Islamic Value Fund (12-10-2017)	AGIML	-	-	-	-	-	-	-	-	0.53%	-10.79%	-10.32%	N/A	N/A
Meezan Asset Allocation Fund (18-04-2016)	AL MEEZAN	-	-	-	-	-	-	2.77%	18.10%	-12.50%	-20.43%	-15.49%	N/A	-17.77%
Faysal Islamic Asset Allocation Fund (09-09-2015)	FAML	-	-	-	-	-	-	-4.02%	23.04%	-19.77%	-19.46%	-23.69%	N/A	-20.50%
HBL Islamic Asset Allocation Fund (11-01-2016)	HBLAML	-	-	-	-	-	-	3.35%	9.83%	-0.78%	-1.15%	11.33%	N/A	7.72%
Lakson Islamic Tactical Fund (10-10-2011)	LI	-	-	6.23%	5.46%	6.40%	4.96%	4.42%	8.99%	-7.71%	-12.19%	15.39%	-3.19%	-11.67%
Alhamra Islamic Asset Allocation Fund (Formerly: Pak Intl. Element Islamic Asset Allocation Fund) (02-05-2006)	MCBAH	7.38%	15.08%	15.64%	28.41%	18.86%	35.64%	5.09%	27.74%	-4.06%	-8.89%	247.17%	59.18%	11.67%
NBP Islamic Sarmaya Izaala Fund (Formerly: NAFA Islamic Asset Allocation Fund) (29-10-2007)	NBP Funds	17.46%	28.44%	13.26%	36.29%	22.23%	33.77%	13.10%	20.31%	-8.66%	-11.42%	319.23%	47.28%	-2.65%
NBP Islamic Regular Income Fund (Formerly: NBP Attemaal Regular Payment Fund) (01-11-2018)	NBP Funds	-	-	-	-	-	-	-	-	-	-17.20%	-17.20%	N/A	N/A
Askari Islamic Asset Allocation Fund (18-09-2009)	POAMCL	12.90%	11.77%	10.30%	30.80%	12.53%	11.93%	-2.82%	13.08%	-20.00%	-16.06%	69.21%	-17.41%	24.07%
Pak Oman Islamic Asset Allocation Fund (30-10-2008)	POAMCL	3.03%	22.73%	11.79%	20.39%	17.32%	15.61%	10.37%	17.34%	-21.38%	-14.23%	101.59%	0.96%	-20.88%
Al Ameen Islamic Asset Allocation Fund (11-12-2013)	UBLFML	-	-	-	-	5.26%	17.98%	9.15%	14.60%	-1.33%	-4.16%	46.90%	39.56%	8.38%
Dawood Islamic Fund (14-07-2007)	786 IL	6.38%	13.45%	-7.66%	-	-	-	-	-10.60%	-11.73%	-10.54%	-2.67%	N/A	-12.66%

Shariah Compliant Fund of Funds

Atlas Islamic Fund of Funds (Atlas Aggressive Allocation Islamic Plan) (07-01-2019)	AAML	-	-	-	-	-	-	-	-	-	-11.22%	-11.22%	N/A	N/A	
Atlas Islamic Fund of Funds (Atlas Conservative Allocation Islamic Plan) (07-01-2019)	AAML	-	-	-	-	-	-	-	-	-	-0.94%	-0.94%	N/A	N/A	
Atlas Islamic Fund of Funds (Atlas Moderate Allocation Islamic Plan) (07-01-2019)	AAML	-	-	-	-	-	-	-	-	-	-6.91%	-6.91%	N/A	N/A	
ABL Islamic Financial Planning Fund (Active Allocation Plan) (22-12-2015)	ABL AMC	-	-	-	-	-	-	3.53%	18.26%	-10.92%	-7.58%	0.80%	N/A	-2.64%	
ABL Islamic Financial Planning Fund (Aggressive Allocation Plan) (22-12-2015)	ABL AMC	-	-	-	-	-	-	6.46%	21.85%	-10.64%	-7.86%	6.82%	N/A	0.34%	
ABL Islamic Financial Planning Fund (Conservative Allocation Plan) (22-12-2015)	ABL AMC	-	-	-	-	-	-	3.52%	10.08%	-0.67%	1.35%	14.72%	N/A	10.82%	
ABL Islamic Financial Planning Fund (Strategic Allocation Plan) (31-03-2016)	ABL AMC	-	-	-	-	-	-	1.69%	12.18%	-7.64%	-1.87%	3.41%	N/A	1.68%	
ABL Islamic Financial Planning Fund (Strategic Allocation Plan II) (09-09-2016)	ABL AMC	-	-	-	-	-	-	1.22%	-7.18%	-3.63%	-9.47%	N/A	-9.47%	N/A	
ABL Islamic Financial Planning Fund (Strategic Allocation Plan III) (03-03-2017)	ABL AMC	-	-	-	-	-	-	0.34%	-1.72%	-0.57%	-1.95%	N/A	-1.95%	N/A	
ABL Islamic Financial Planning Fund (Strategic Allocation Plan IV) (18-09-2017)	ABL AMC	-	-	-	-	-	-	-	-	1.80%	-0.77%	1.02%	N/A	N/A	
Alfalah GHP Islamic Prosperity Planning Fund (Alfalah GHP Islamic Moderate Allocation Plan) (11-06-2016)	AGIML	-	-	-	-	-	-	-0.86%	14.72%	-8.05%	4.94%	9.75%	N/A	10.70%	
Alfalah GHP Islamic Prosperity Planning Fund (Alfalah GHP Islamic Active Allocation Plan I) (01-11-2016)	AGIML	-	-	-	-	-	-	-	7.29%	-8.36%	-1.93%	-3.57%	N/A	-3.57%	
Alfalah GHP Islamic Prosperity Planning Fund (Alfalah GHP Islamic Active Allocation Plan II) (24-06-2017)	AGIML	-	-	-	-	-	-	-	-0.31%	-4.44%	-2.41%	-7.03%	N/A	-7.03%	
Alfalah GHP Islamic Prosperity Planning Fund (Alfalah GHP Islamic Balance Allocation Plan) (11-06-2016)	AGIML	-	-	-	-	-	-	0.10%	7.80%	0.51%	3.18%	11.91%	N/A	11.79%	
Alfalah GHP Islamic Prosperity Planning Fund (Capital Preservation Plan IV) (13-07-2018)	AGIML	-	-	-	-	-	-	-	-	-	3.91%	3.91%	N/A	N/A	
Alfalah GHP Islamic Prosperity Planning Fund (Capital Preservation Plan V) (17-12-2018)	AGIML	-	-	-	-	-	-	-	-	-	3.60%	3.60%	N/A	N/A	
Meezan Financial Planning Fund of Funds (Aggressive) (12-04-2013)	AL MEEZAN	-	-	-	8.96%	22.10%	16.46%	13.28%	16.93%	-11.96%	-17.20%	49.61%	12.45%	14.76%	
Meezan Financial Planning Fund of Funds (Conservative) (12-04-2013)	AL MEEZAN	-	-	-	3.72%	12.61%	10.04%	8.72%	9.75%	-1.60%	-1.00%	49.39%	27.90%	6.91%	
Meezan Financial Planning Fund of Funds (Moderate) (12-04-2013)	AL MEEZAN	-	-	-	6.50%	17.33%	13.56%	11.28%	13.34%	-6.81%	-9.15%	51.52%	21.26%	-4.05%	
Meezan Financial Planning Fund of Funds (MAAP I) (09-07-2015)	AL MEEZAN	-	-	-	-	-	-	11.66%	18.82%	-6.10%	-18.53%	1.50%	N/A	-9.10%	
Meezan Financial Planning Fund of Funds (MAAP IV) (24-05-2016)	AL MEEZAN	-	-	-	-	-	-	0.73%	16.90%	-13.82%	(matured)	-	-	-	
Meezan Strategic Allocation Fund (MSAP I) (19-10-2016)	AL MEEZAN	-	-	-	-	-	-	-	8.86%	-12.77%	-17.12%	-21.30%	N/A	-21.30%	
Meezan Strategic Allocation Fund (MSAP II) (22-12-2016)	AL MEEZAN	-	-	-	-	-	-	-	-1.24%	-12.83%	-16.36%	-27.99%	N/A	-27.99%	
Meezan Strategic Allocation Fund (MSAP III) (20-02-2017)	AL MEEZAN	-	-	-	-	-	-	-	-3.32%	-13.09%	-16.51%	-29.85%	N/A	-29.85%	
Meezan Strategic Allocation Fund (MSAP IV) (24-04-2017)	AL MEEZAN	-	-	-	-	-	-	-	-3.00%	-11.92%	-16.54%	-28.69%	N/A	-28.69%	
Meezan Strategic Allocation Fund (MSAP V) (17-08-2017)	AL MEEZAN	-	-	-	-	-	-	-	-	-2.52%	-16.31%	-18.42%	N/A	N/A	
HBL Islamic Financial Planning Fund (Active Allocation Plan) (19-06-2017)	HBLAML	-	-	-	-	-	-	-	0.17%	0.40%	-7.06%	-6.52%	N/A	-6.52%	
HBL Islamic Financial Planning Fund (Conservative Allocation Plan) (19-06-2017)	HBLAML	-	-	-	-	-	-	-	0.34%	1.40%	2.07%	3.85%	N/A	3.85%	
HBL Islamic Financial Planning Fund (Strategic Allocation Plan) (19-06-2017)	HBLAML	-	-	-	-	-	-	-	0.51%	1.36%	-0.71%	1.14%	N/A	1.14%	
JS Islamic Hybrid Fund of Funds (JS Islamic Active Allocation Plan I) (21-09-2017)	JSIL	-	-	-	-	-	-	-	-	-0.33%	5.48%	5.13%	N/A	N/A	
JS Islamic Hybrid Fund of Funds II (JS Islamic Active Allocation Plan II) (21-09-2017)	JSIL	-	-	-	-	-	-	-	-	-1.96%	5.00%	2.94%	N/A	N/A	
JS Islamic Hybrid Fund of Funds (Mufeed) (07-06-2017)	JSIL	-	-	-	-	-	-	-	-	-2.08%	-18.01%	-9.23%	-27.13%	N/A	-27.13%
JS Islamic Hybrid Fund of Funds (Munafa) (07-06-2017)	JSIL	-	-	-	-	-	-	-	-	-2.14%	-18.34%	-17.69%	-34.23%	N/A	-34.23%
JS Islamic Hybrid Fund of Funds (Mustahkem) (07-06-2017)	JSIL	-	-	-	-	-	-	-	-	-0.72%	-2.56%	9.52%	5.95%	N/A	5.95%
JS Islamic Hybrid Fund of Funds (Mustanad) (07-06-2017)	JSIL	-	-	-	-	-	-	-	-	0.19%	6.47%	20.67%	28.72%	N/A	28.72%
JS Islamic Hybrid Fund of Funds (Mutanasib) (07-06-2017)	JSIL	-	-	-	-	-	-	-	-	-1.62%	-17.21%	1.74%	-17.13%	N/A	-17.13%
Alhamra Islamic Active Allocation Fund (29-12-2016)	MCBAH	-	-	-	-	-	-	-	-	0.82%	-6.84%	-4.26%	-10.09%	N/A	-10.09%
Alhamra Islamic Active Allocation Fund II (16-06-2017)	MCBAH	-	-	-	-	-	-	-	-	0.19%	-0.43%	-5.54%	-5.77%	N/A	-5.77%
NAFA Islamic Active Allocation Plan I (18-01-2016)	NBP Funds	-	-	-	-	-	-	10.73%	24.26%	-11.97%	-9.51%	9.61%	N/A	-1.02%	
NAFA Islamic Active Allocation Plan II (07-03-2016)	NBP Funds	-	-	-	-	-	-	7.44%	23.65%	-11.13%	-4.06%	13.27%	N/A	5.42%	
NAFA Islamic Active Allocation Plan III (29-06-2016)	NBP Funds	-	-	-	-	-	-	0.08%	20.00%	-8.94%	-8.15%	0.46%	N/A	0.38%	
NAFA Islamic Active Allocation Plan IV (01-10-2016)	NBP Funds	-	-	-	-	-	-	-	12.18%	-9.55%	-9.29%	-7.95%	N/A	-7.95%	
NAFA Islamic Active Allocation Plan V (13-01-2017)	NBP Funds	-	-	-	-	-	-	-	-1.32%	-9.15%	-9.53%	-18.89%	N/A	-18.89%	
NAFA Islamic Active Allocation Plan VI (27-05-2017)	NBP Funds	-	-	-	-	-	-	-	-5.54%	-7.82%	-9.13%	-20.89%	N/A	-20.89%	
NAFA Islamic Active Allocation Plan VII (30-06-2017)	NBP Funds	-	-	-	-	-	-	-	-0.02%	-6.49%	-9.31%	-15.22%	N/A	-15.22%	
NAFA Islamic Active Allocation Plan VIII (03-11-2017)	NBP Funds	-	-	-	-	-	-	-	-	0.31%	-4.09%	-3.80%	N/A	N/A	
Al Ameen Islamic Active Allocation Plan V (05-08-2016)	UBLFML	-	-	-	-	-	-	-	15.54%	-8.13%	(matured)	-	-	-	
Al Ameen Islamic Active Allocation Plan VI (21-11-2016)	UBLFML	-	-	-	-	-	-	-	7.90%	-9.53%	-8.53%	-10.71%	N/A	-10.71%	
Al Ameen Islamic Active Allocation Plan VII (17-02-2017)	UBLFML	-	-	-	-	-	-	-	-1.91%	-8.10%	-7.62%	-16.73%	N/A	-16.73%	
Al Ameen Islamic Active Allocation Plan VIII (30-05-2017)	UBLFML	-	-	-	-	-	-	-	-3.13%	-6.99%	-10.17%	-19.07%	N/A	-19.07%	
Al Ameen Islamic Active Allocation Plan IX (31-08-2017)	UBLFML	-	-	-	-	-	-	-	-	-0.89%	-10.17%	-10.97%	N/A	N/A	
Al Ameen Islamic Active Allocation Plan X (15-12-2017)	UBLFML	-	-	-	-	-	-	-	-	1.66%	-9.53%	-8.03%	N/A	N/A	
Al Ameen Islamic Active Allocation Plan XI (05-04-2019)	UBLFML	-	-	-	-	-	-	-	-	-	-5.94%	-5.94%	N/A	N/A	

Shariah Compliant Index Tracker

KSE Meezan Index Fund (28-05-2012)	AL MEEZAN	-	-	-2.34%	49.64%	26.49%	17.06%	13.32%	15.89%	-11.19%	-25.07%	89.12%	2.31%	-22.87%
------------------------------------	-----------	---	---	--------	--------	--------	--------	--------	--------	---------	---------	--------	-------	---------

Shariah Compliant Commodities

Meezan Gold Fund (13-08-2015)	AL MEEZAN	-	-	-	-	-	-	10.59%	-7.21%	11.99%	30.43%	49.90%	N/A	35.55%
-------------------------------	-----------	---	---	---	---	---	---	--------	--------	--------	--------	--------	-----	--------

Ten years at a Glance - Returns

Fund Name	AMC Name	2010	2011	2012	2013	2014	2015	2016	2017	2018	2019	10 years (or Since inception for lesser period)	5 years	3 years
-----------	----------	------	------	------	------	------	------	------	------	------	------	---	---------	---------

Conventional Voluntary Pension Schemes

Atlas Pension Fund (27-06-2007)	AAML													
Equity		20.71%	29.73%	16.72%	52.48%	35.30%	21.13%	4.50%	28.72%	-2.97%	-17.21%	393.50%	30.87%	3.40%
Debt		8.98%	9.64%	10.16%	8.47%	7.83%	13.03%	7.88%	5.24%	4.96%	7.17%	122.20%	44.34%	18.37%
Money Market		9.51%	10.80%	10.35%	8.15%	7.59%	7.93%	5.74%	5.53%	5.36%	8.64%	114.78%	37.85%	20.79%
ABL Pension Fund (20-08-2014)	ABL AMC													
Equity		-	-	-	-	-	28.79%	10.56%	-11.98%	-16.26%	-19.15%	-5.64%	-5.64%	-33.73%
Debt		-	-	-	-	-	20.92%	12.14%	1.26%	3.72%	7.28%	50.92%	50.92%	11.30%
Money Market		-	-	-	-	-	6.14%	4.15%	1.68%	3.85%	7.49%	27.66%	27.66%	15.48%
Alfalsh GHP Pension Fund (8-11-2016)	AGIML													
Equity		-	-	-	-	-	-	-	-6.16%	-12.31%	-18.59%	-33.00%	N/A	-33.00%
Debt		-	-	-	-	-	-	-	2.86%	3.61%	6.75%	13.76%	N/A	13.76%
Money Market		-	-	-	-	-	-	-	2.95%	3.65%	6.61%	13.75%	N/A	13.75%
HBL Pension Fund (15-12-2011)	HBLAML													
Equity		-	-	22.44%	45.43%	25.56%	31.58%	8.96%	27.33%	-10.24%	-13.94%	215.27%	41.01%	-1.64%
Debt		-	-	8.05%	8.91%	7.44%	11.01%	8.04%	4.37%	3.99%	7.79%	77.40%	40.31%	16.99%
Money Market		-	-	8.36%	7.92%	7.13%	6.88%	4.15%	4.50%	4.38%	7.78%	63.94%	30.87%	17.57%
JS Pension Savings Fund (25-06-2007)	JSIL													
Equity		19.67%	28.65%	17.09%	78.21%	61.51%	22.91%	3.35%	41.25%	-15.88%	-22.05%	510.49%	17.66%	-7.38%
Debt		5.88%	11.39%	11.15%	11.42%	4.36%	10.75%	5.29%	4.63%	4.38%	8.04%	109.72%	37.59%	18.00%
Money Market		-7.25%	11.36%	10.72%	11.34%	6.91%	6.69%	4.10%	4.42%	4.09%	8.64%	78.52%	31.14%	18.08%
Pakistan Pension Fund (29-06-2007)2	MCBAH													
Equity		30.93%	23.18%	15.06%	55.71%	49.60%	37.95%	10.77%	35.72%	-9.43%	-15.54%	585.76%	58.65%	3.82%
Debt		9.72%	10.28%	10.91%	10.08%	7.16%	16.85%	7.35%	4.31%	4.31%	7.41%	132.08%	46.61%	16.87%
Money Market		9.84%	10.63%	10.32%	8.17%	7.20%	7.17%	4.40%	4.30%	4.39%	7.89%	104.33%	31.43%	17.47%
NAFA Pension Fund (02-07-2013)	NBP Funds													
Equity		-	-	-	-	39.04%	49.64%	14.82%	37.34%	-7.39%	-17.60%	150.38%	80.08%	4.81%
Debt		-	-	-	-	8.19%	17.28%	5.54%	4.41%	4.34%	6.93%	55.98%	44.17%	16.49%
Money Market		-	-	-	-	7.59%	7.75%	4.85%	4.36%	4.38%	8.06%	43.08%	32.99%	17.71%
NIT Pension Fund (19-06-2015)	NITL													
Equity		-	-	-	-	0.19%	1.22%	19.04%	-16.14%	-18.99%	-17.98%	-17.98%	-19.12%	-19.12%
Debt		-	-	-	-	6.64%	3.90%	4.48%	4.96%	4.96%	8.58%	31.93%	31.93%	19.07%
Money Market		-	-	-	-	6.64%	3.87%	4.17%	4.94%	8.59%	31.48%	31.48%	31.48%	18.70%
Gold		-	-	-	-	0.20%	10.05%	-1.70%	4.88%	12.56%	27.96%	27.96%	27.96%	16.04%
UBL Retirement Savings Fund (19-05-2010)	UBLFML													
Equity		-0.77%	26.50%	11.56%	66.42%	39.90%	47.71%	20.33%	30.10%	-12.39%	-17.61%	444.25%	66.93%	-6.08%
Debt		5.60%	11.25%	10.87%	9.90%	7.80%	19.42%	12.29%	4.36%	4.63%	7.57%	143.06%	57.51%	17.46%
Money Market		6.70%	10.85%	10.35%	8.52%	7.19%	7.27%	4.60%	4.55%	4.38%	7.86%	100.52%	32.07%	17.70%
Gold		-	-	-	-	3.18%	-2.83%	13.77%	-1.05%	1.17%	8.63%	24.05%	20.23%	8.74%

Shariah Compliant Voluntary Pension Schemes

Atlas Islamic Pension Fund (15-09-2007)	AAML													
Islamic Equity		22.88%	39.45%	30.05%	49.02%	24.88%	24.32%	4.99%	28.29%	-9.54%	-19.14%	407.95%	22.48%	-6.16%
Islamic Debt		9.79%	5.75%	6.98%	7.79%	8.04%	5.53%	4.23%	5.39%	3.58%	7.30%	86.37%	28.84%	17.14%
Islamic Money Market		9.21%	9.79%	9.61%	7.12%	7.67%	5.97%	4.21%	4.88%	4.02%	7.57%	96.46%	29.59%	17.35%
ABL Islamic Pension Fund (20-08-2014)	ABL AMC													
Islamic Equity		-	-	-	-	-	30.84%	11.31%	28.01%	-11.98%	-19.97%	31.33%	31.33%	-9.83%
Islamic Debt		-	-	-	-	-	6.56%	3.52%	4.52%	1.26%	3.46%	20.78%	20.78%	9.49%
Islamic Money Market		-	-	-	-	-	6.31%	2.24%	3.22%	1.68%	3.51%	18.08%	18.08%	8.64%
Alfalsh GHP Islamic Pension Fund (8-11-2016)	AGIML													
Islamic Equity		-	-	-	-	-	-	-	-2.75%	-13.45%	-18.70%	-31.57%	N/A	-31.57%
Islamic Debt		-	-	-	-	-	-	-	2.73%	1.51%	4.14%	8.59%	N/A	8.59%
Islamic Money Market		-	-	-	-	-	-	-	2.21%	2.52%	3.37%	8.32%	N/A	8.32%
Meezan Tahaffuz Pension Fund (28-06-2007)	AL MEEZAN													
Islamic Equity		31.50%	36.01%	16.79%	53.95%	32.45%	26.57%	18.07%	20.40%	-16.46%	-23.69%	388.47%	14.69%	-23.25%
Islamic Debt		8.50%	10.87%	9.49%	8.21%	7.74%	6.43%	4.48%	4.94%	2.76%	7.07%	97.15%	28.40%	15.47%
Islamic Money Market		8.50%	10.73%	10.97%	7.71%	7.67%	6.87%	4.02%	4.40%	2.87%	7.32%	98.10%	28.13%	15.26%
Islamic Commodities / Gold		-	-	-	-	-	-	-	-9.41%	12.12%	28.46%	30.48%	N/A	30.48%
HBL Islamic Pension Fund (15-12-2011)	HBLAML													
Islamic Equity		-	-	19.93%	50.30%	44.41%	25.92%	5.56%	27.56%	-12.02%	-16.60%	223.82%	24.41%	-6.40%
Islamic Debt		-	-	6.95%	8.67%	7.04%	4.97%	3.23%	5.06%	2.89%	7.36%	56.45%	25.75%	16.06%
Islamic Money Market		-	-	7.91%	7.70%	6.08%	5.28%	2.82%	4.15%	3.41%	6.73%	53.39%	24.43%	14.95%
JS Islamic Pension Savings Fund (17-03-2008)	JSIL													
Islamic Equity		19.15%	40.70%	18.29%	55.70%	49.02%	32.03%	4.13%	38.01%	-20.95%	-22.11%	437.58%	16.83%	-15.02%
Islamic Debt		8.86%	12.39%	10.03%	7.86%	6.76%	3.90%	3.91%	5.17%	2.27%	7.90%	94.24%	25.30%	16.05%
Islamic Money Market		5.60%	7.74%	9.68%	6.56%	6.64%	5.32%	2.41%	3.85%	2.75%	7.94%	76.16%	24.22%	15.17%
Pakistan Islamic Pension Fund (15-11-2007)	MCBAH													
Islamic Equity		23.04%	21.31%	24.72%	41.84%	42.10%	39.53%	14.84%	33.21%	-12.16%	-18.97%	469.96%	51.92%	-5.19%
Islamic Debt		11.53%	8.83%	8.43%	6.82%	8.22%	4.76%	4.04%	4.46%	2.99%	5.33%	87.90%	23.49%	13.31%
Islamic Money Market		7.67%	6.37%	8.36%	7.70%	6.86%	4.80%	2.36%	3.78%	3.34%	6.63%	75.23%	22.68%	14.36%
NAFA Islamic Pension Fund (02-07-2013)	NBP Funds													
Islamic Equity		-	-	-	-	36.31%	51.50%	16.85%	35.78%	-10.54%	-18.20%	139.79%	75.91%	-0.63%
Islamic Debt		-	-	-	-	8.19%	5.60%	3.77%	3.94%	2.77%	6.14%	34.42%	24.24%	13.38%
Islamic Money Market		-	-	-	-	7.53%	6.15%	3.92%	3.82%	3.56%	7.54%	37.14%	27.54%	15.62%
NIT Islamic Pension Fund (19-06-2015)	NITL													
Islamic Equity		-	-	-	-	-	0.04%	6.67%	24.07%	-19.51%	-22.91%	-17.85%	-17.85%	-23.02%
Islamic Debt		-	-	-	-	-	3.55%	3.06%	4.59%	3.24%	7.14%	23.46%	23.46%	15.69%
Islamic Money Market		-	-	-	-	-	3.58%	2.79%	3.52%	3.72%	7.26%	22.61%	22.61%	15.16%
Al Ameen Islamic Retirement Savings Fund (19-05-2010)	UBLFML													
Islamic Equity		-1.32%	31.55%	14.20%	55.55%	41.13%	45.54%	19.05%	30.45%	-14.07%	-17.89%	419.02%	59.48%	-7.96%
Islamic Debt		4.78%	8.85%	9.81%	8.13%	7.48%	5.49%	3.39%	4.54%	2.78%	7.17%	82.83%	25.60%	15.16%
Islamic Money Market		1.65%	7.66%	8.89%	7.79%	6.56%	5.69%	3.13%	4.03%	3.32%	7.16%	71.86%	25.56%	15.19%