



Highlights

PKR 982,313 million

Total assets as at May 2021

PKR 256,899 million

Highest assets in the Money Market category as at May 2021

19.52 % Return on Equity

Highest return for the month of May 2021

PKR 16,392 million

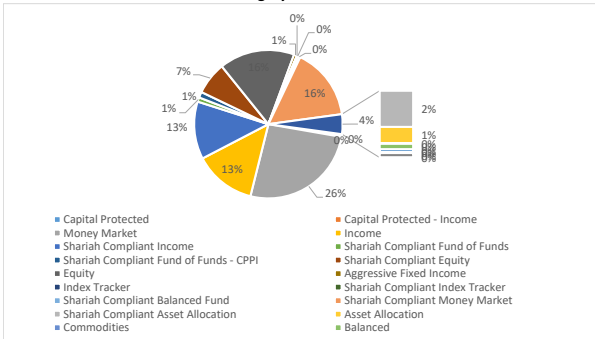
Total Net sales for the month of May 2021

Overview

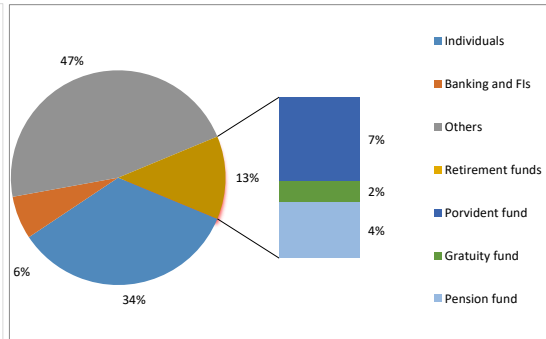
After lacklustre performance in the past few months, the market rebounded sharply during the outgoing month of May-21, as the benchmark KSE-100 Index surged by 3,634 points (a hefty gain of 8.2%) on a month-on-month basis. The erstwhile spiritless performance was due to investors' concerns on rising Covid-19 cases in the country, posing threat to the business activity and a drag on corporate profitability. However, as infection ratios waned, owing to strict enforcement of SOPs and other restrictions, positivity returned to the market. The market confidence was further boosted by the encouraging developments on the economic front. The National Accounts Committee released the GDP growth estimates, where the economic growth is anticipated to be around 3.9% for FY21, surpassing all projections.

Industry Size - Assets under Management

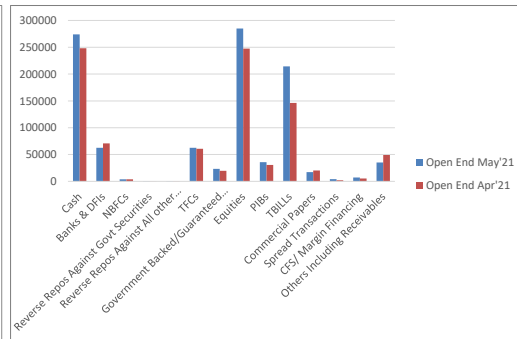
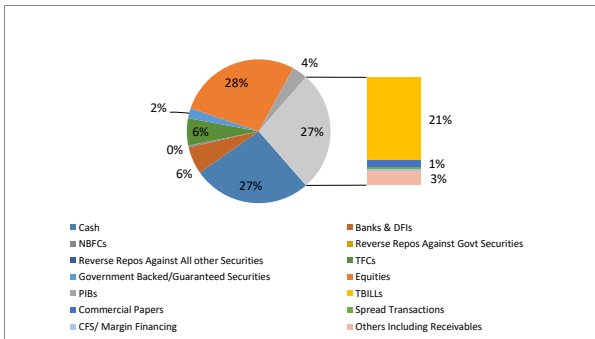
Category wise



Unit Holder Pattern



Asset Allocation



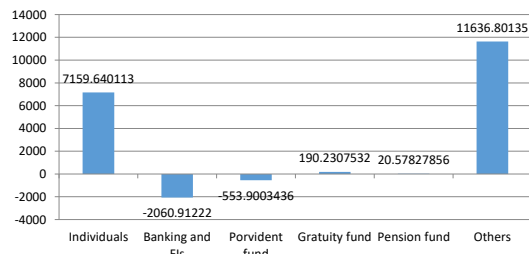
Return (Monthly - %) *

Category	May'21	April'21
Money Market	6.67%	7.15%
Income	6.46%	7.38%
Equity	19.52%	11.07%
Capital Protected	3.46%	1.63%
Capital Protected - Income	4.64%	9.36%
Fund of Funds - CPPI	3.96%	-1.09%
Aggressive Fixed Income	5.71%	17.06%
Balanced	5.96%	-0.77%
Asset Allocation	5.64%	0.50%
Fund of Funds	5.80%	-0.94%
Index Tracker	7.84%	-0.72%
Shariah Compliant Money Market	6.55%	6.37%
Shariah Compliant Income	6.16%	6.06%
Shariah Compliant Equity	9.86%	-1.30%
Shariah Compliant Capital Protected Fund	0.00%	0.00%
Shariah Compliant Fund of Funds - CPPI	4.32%	-0.97%
Shariah Compliant Aggressive Fixed Income	6.45%	8.03%
Shariah Compliant Balanced Fund	4.46%	-1.49%
Shariah Compliant Asset Allocation	4.27%	-0.87%
Shariah Compliant Fund of Funds	5.51%	-1.49%
Shariah Compliant Index Tracker	9.83%	-2.21%
Shariah Compliant Commodities	6.13%	2.83%
Shariah Compliant Fund of Funds - Income	-0.01%	6.56%
Shariah Compliant Capital Protected - Income	5.76%	5.04%

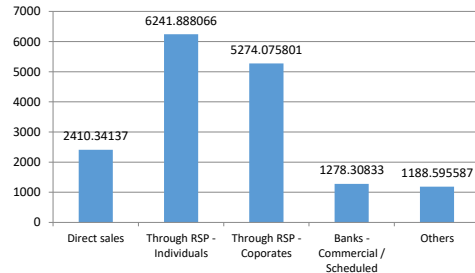
* Based on weighted average return of industry

Net Sales (PKR Millions)

INVESTORS BREAKUP



CHANNEL WISE





Highlights

PKR 37,288 million

Total assets as at May 2021

PKR 10,874 million

Highest assets in the Shariah Equity sub fund category of funds as at May 2021

9.03 % Return on Equity sub fund

Highest return for the month of May 2021

PKR 199 million

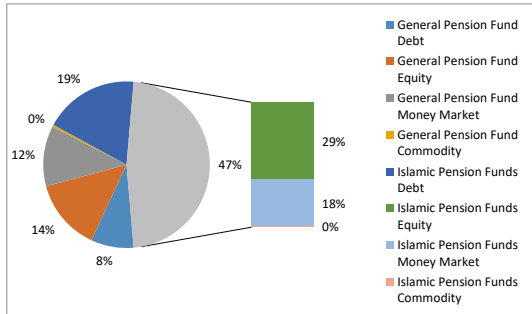
Total Net sales for the month of May 2021

Overview

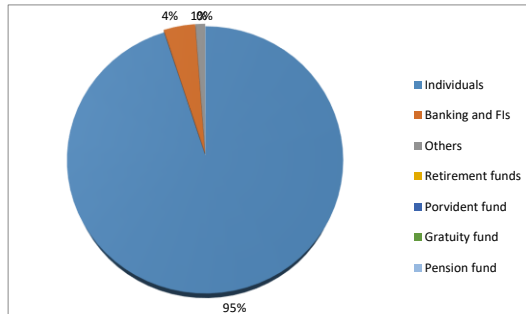
After lacklustre performance in the past few months, the market rebounded sharply during the outgoing month of May-21, as the benchmark KSE-100 Index surged by 3,634 points (a hefty gain of 8.2%) on a month-on-month basis. The erstwhile spiritless performance was due to investors' concerns on rising Covid-19 cases in the country, posing threat to the business activity and a drag on corporate profitability. However, as infection ratios waned, owing to strict enforcement of SOPs and other restrictions, positivity returned to the market. The market confidence was further boosted by the encouraging developments on the economic front. The National Accounts Committee released the GDP growth estimates, where the economic growth is anticipated to be around 3.9% for FY21, surpassing all projections.

Industry Size - Assets under Management

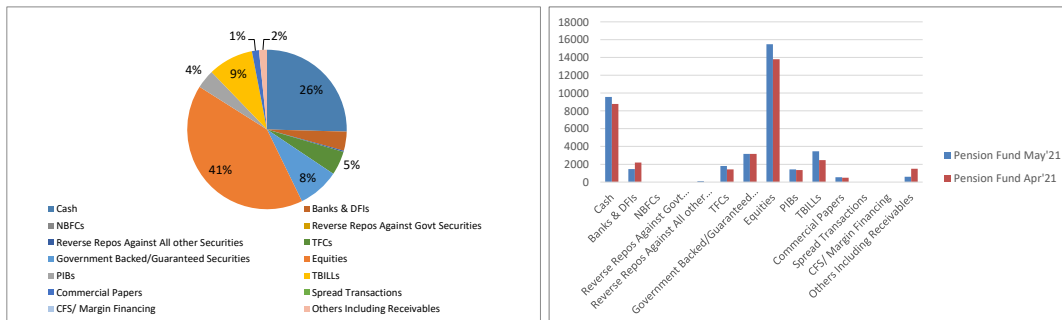
Category wise



Unit Holder Pattern



Asset Allocation

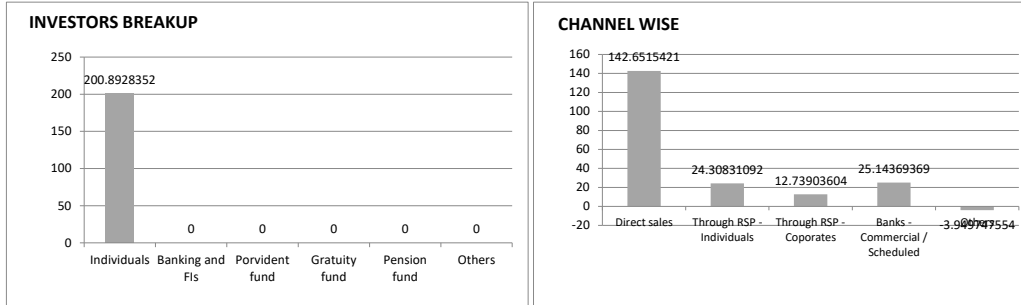


Return (Monthly - %) *

Pension Funds	May'21	April'21
General Pension Fund	26.84%	15.37%
Islamic Pension Fund	24.82%	11.29%

* Based on weighted average return of industry

Net Sales (PKR Millions)





MONTHLY FACT SHEET - EXCHANGE TRADED FUNDS MAY 31, 2021

Highlights

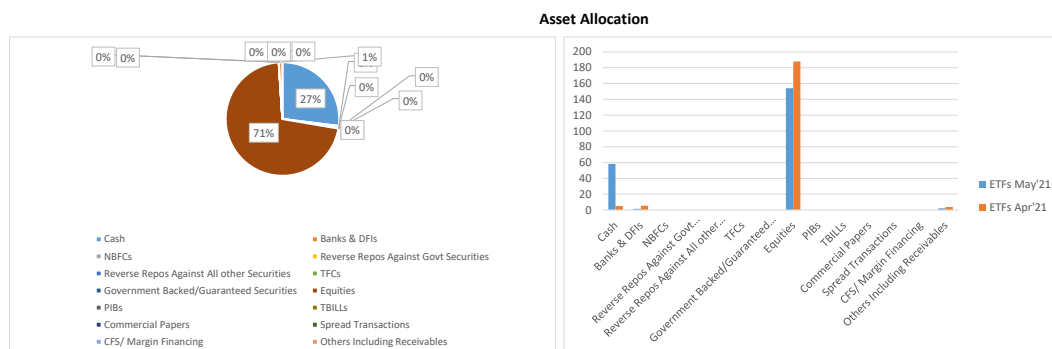
PKR 153 million

Total assets as at May 2021

Overview

After lacklustre performance in the past few months, the market rebounded sharply during the outgoing month of May-21, as the benchmark KSE-100 Index surged by 3,634 points (a hefty gain of 8.2%) on a month-on-month basis. The erstwhile spiritless performance was due to investors' concerns on rising Covid-19 cases in the country, posing threat to the business activity and a drag on corporate profitability. However, as infection ratios waned, owing to strict enforcement of SOPs and other restrictions, positivity returned to the market. The market confidence was further boosted by the encouraging developments on the economic front. The National Accounts Committee released the GDP growth estimates, where the economic growth is anticipated to be around 3.9% for FY21, surpassing all projections.

Industry Size - Assets under Management



Return (Monthly - %) *

Category	May'21	April'21
Exchange Traded Fund	3.70%	0.85%
Shariah Compliant Exchange Traded Fund	11.14%	-1.94%

* Based on weighted average return of industry