



MONTHLY FACT SHEET - OPEN END FUNDS DECEMBER 31, 2022

Highlights

PKR 1,530,862 million

Total assets as at December 2022

PKR 534,523 million

Highest assets in the Money Market category as at December 2022

16.01% Return on Aggressive Fixed Income

Highest return for the month of December 2022

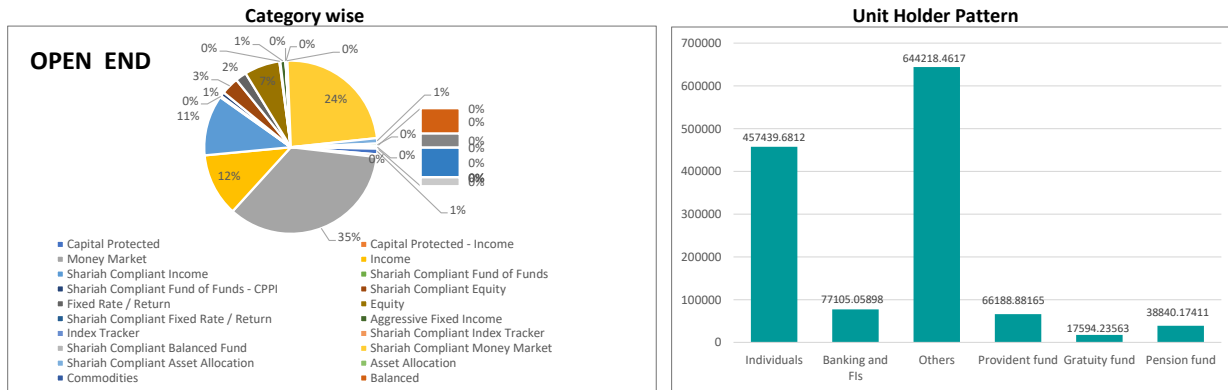
PKR 170,828 million

Total Net sales for the month of December 2022

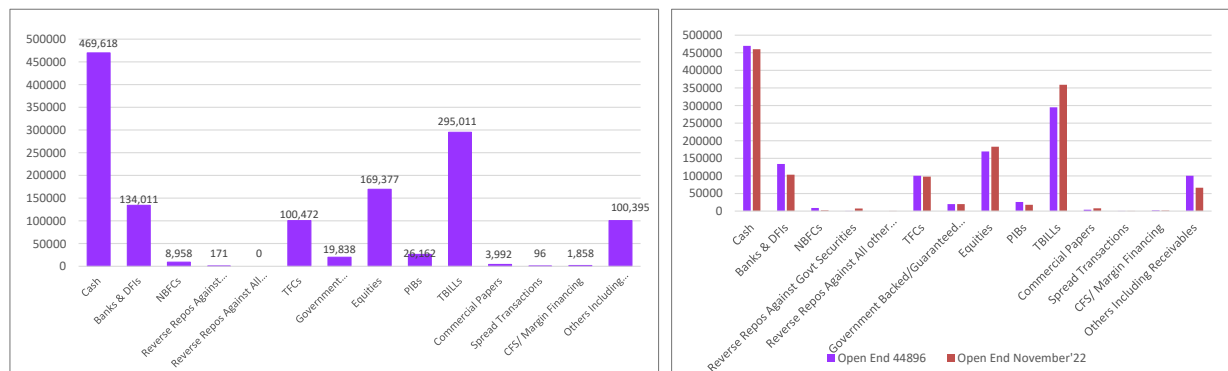
Overview

In the outgoing month of December 2022, the benchmark KSE-100 Index fell sharply by around 1,928 points (down by 4.6%) on a monthly basis. With this, calendar year 2022 comes to an end during which the index declined by 9.4% on a yearly basis. The Monetary Policy Committee (MPC) in November 2022, raised the policy rate by 100 basis points to 16%, to ensure inflation and risks to financial stability are contained. According to the SBP, inflation being driven by global & domestic supply shocks could de-anchor inflation expectations and undermine (short-medium term) growth.

Industry Size - Assets under Management (PKR millions)



Asset Allocation

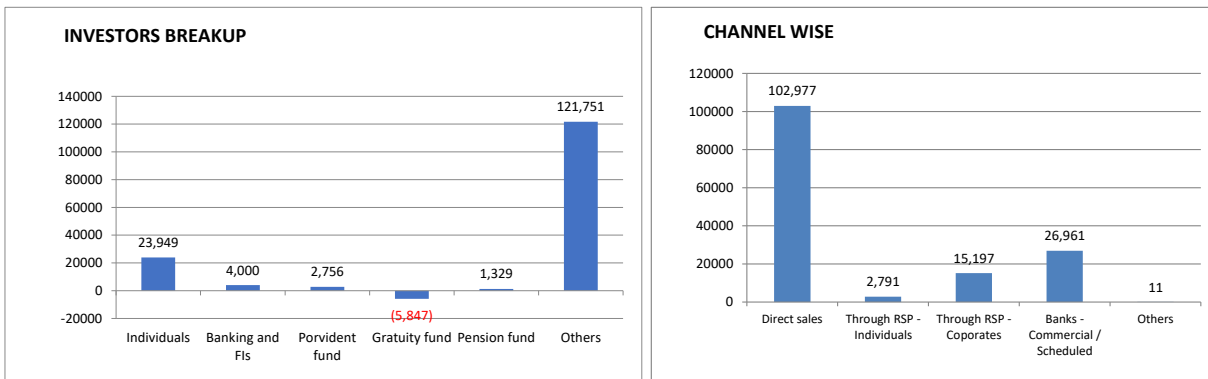


Return (Monthly - %) *

Category	December'22	November'22
Money Market	12.81%	10.84%
Income	12.69%	10.07%
Equity	-5.94%	-1.74%
Capital Protected	1.11%	0.99%
Capital Protected - Income	15.95%	12.21%
Fixed Rate / Return	15.22%	7.12%
Fund of Funds - CPPI	0.00%	0.00%
Aggressive Fixed Income	16.01%	9.82%
Balanced	-2.07%	1.14%
Asset Allocation	-0.49%	1.37%
Fund of Funds	-0.63%	0.64%
Index Tracker	-4.55%	2.48%
Shariah Compliant Money Market	7.96%	12.01%
Shariah Compliant Income	13.59%	12.50%
Shariah Compliant Equity	-4.24%	2.73%
Shariah Compliant Fixed Rate / Return	13.89%	14.63%
Shariah Compliant Fund of Funds - CPPI	-0.36%	1.34%
Shariah Compliant Aggressive Fixed Income	12.61%	9.46%
Shariah Compliant Balanced	-1.37%	1.76%
Shariah Compliant Asset Allocation	-0.87%	1.17%
Shariah Compliant Fund of Funds	-1.52%	1.51%
Shariah Compliant Index Tracker	-5.23%	3.36%
Shariah Compliant Commodities	5.09%	7.38%
Shariah Compliant Fund of Funds - Income	-	-
Shariah Compliant Capital Protected - Income	-	-

* Based on weighted average return of industry

Net Sales (PKR millions)



NOTE:

The information pertaining to this MFS for the month of December 2022 does not reflect the complete industry picture as data was not provided by AlfalahGHP and HBL AMC till the date of this publication.



MONTHLY FACT SHEET - PENSION FUNDS DECEMBER 31, 2022

Highlights

PKR 43,194 million

Total assets as at December 2022

PKR 11,621 million

Highest assets in the Shariah Money Market sub fund category of funds as at December 2022

14.59 % Return on Money Market sub fund

Highest return for the month of December 2022

PKR 367 million

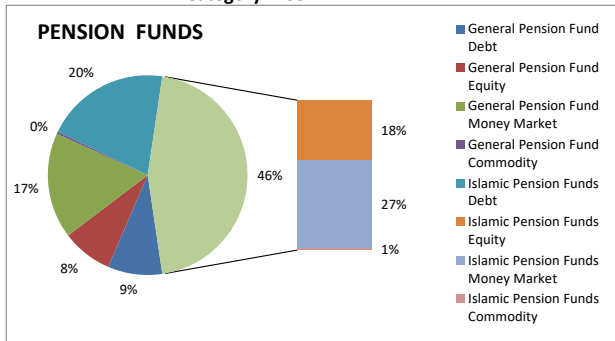
Total Net sales for the month of December 2022

Overview

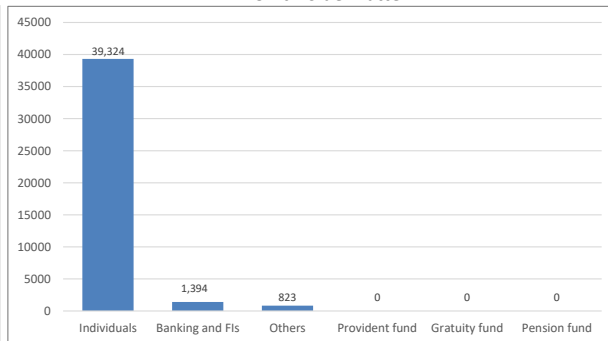
In the outgoing month of December 2022, the benchmark KSE-100 Index fell sharply by around 1,928 points (down by 4.6%) on a monthly basis. With this, calendar year 2022 comes to an end during which the index declined by 9.4% on a yearly basis. The Monetary Policy Committee (MPC) in November 2022, raised the policy rate by 100 basis points to 16%, to ensure inflation and risks to financial stability are contained. According to the SBP, inflation being driven by global & domestic supply shocks could de-anchor inflation expectations and undermine (short-medium term) growth.

Industry Size - Assets under Management (PKR millions)

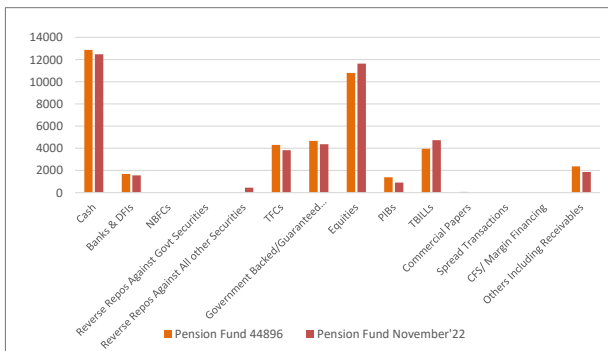
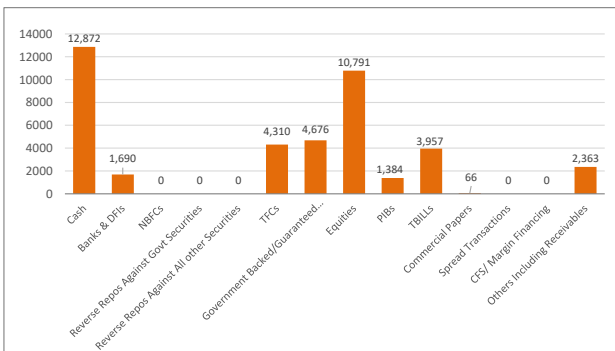
Category wise



Unit Holder Pattern



Asset Allocation

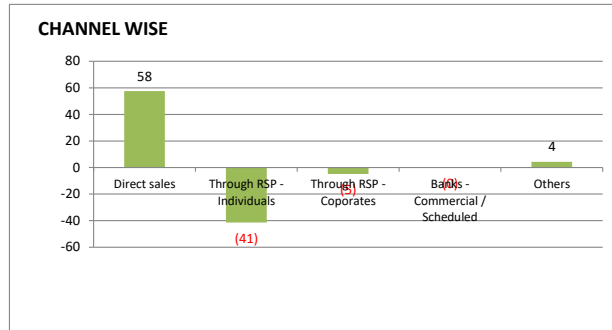
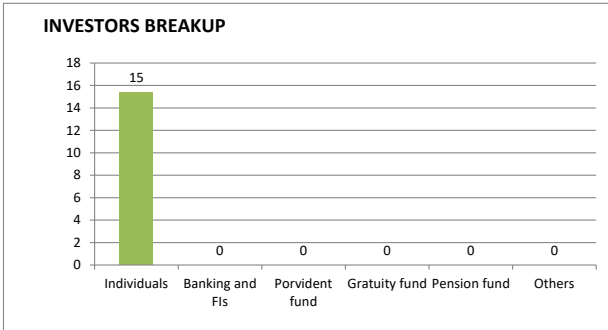


Return (Monthly - %) *

Pension Funds	December'22	November'22
General Pension Fund	29.98%	24.70%
Islamic Pension Fund	27.14%	36.10%

* Based on weighted average return of industry

Net Sales (PKR Millions)



NOTE:

The information pertaining to this MFS for the month of December 2022 does not reflect the complete industry picture as data was not provided by AlfalahGHP and HBL AMC till the date of this publication.



Highlights

PKR 684 million

Total assets as at December 2022

PKR (4) million

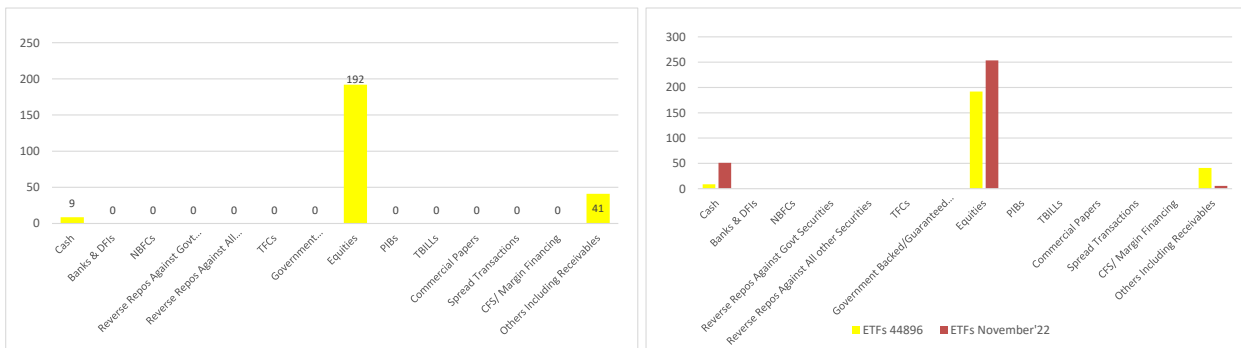
Total Net sales for the month of December 2022

Overview

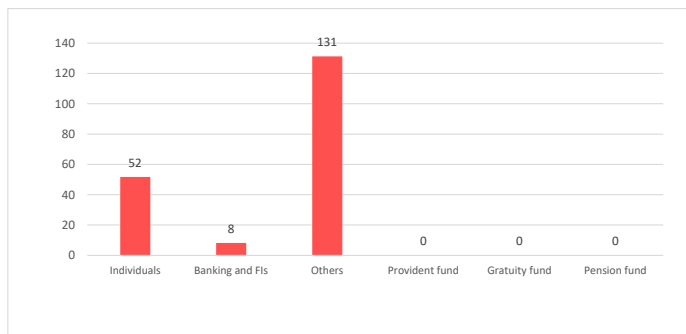
In the outgoing month of December 2022, the benchmark KSE-100 Index fell sharply by around 1,928 points (down by 4.6%) on a monthly basis. With this, calendar year 2022 comes to an end during which the index declined by 9.4% on a yearly basis. The Monetary Policy Committee (MPC) in November 2022, raised the policy rate by 100 basis points to 16%, to ensure inflation and risks to financial stability are contained. According to the SBP, inflation being driven by global & domestic supply shocks could de-anchor inflation expectations and undermine (short-medium term) growth.

Industry Size - Assets under Management (PKR millions)

Asset Allocation



Unit Holder Pattern



Return (Monthly - %) *

Category	December'22	November'22
Exchange Traded Fund	-0.25%	0.59%
Shariah Compliant Exchange Traded Fund	-4.76%	4.33%

* Based on weighted average return of industry

NOTE:

The information pertaining to this MFS for the month of December 2022 does not reflect the complete industry picture as data was not provided by AlfalahGHP and HBL AMC till the date of this publication.