



# **INDUSTRY STATISTICS**

*(See Notes to Statistics in Glossary & Notes Section)*

# Performance Analysis - FY 2018

Fund Name	AMC Name	Returns				Risk Analysis		
		Return (YTD)	9 months	6 months	3 months	Annualized Standard Deviation	Risk/Return (Coefficient of Variation)	Sharpe Ratio*
<b>Money Market</b>								
Atlas Money Market Fund	AAML	5.49%	5.44%	5.39%	5.44%	0.00	0.06	(2.63)
Atlas Sovereign Liquid Fund	AAML	5.00%	4.96%	4.94%	5.05%	0.00	0.06	(4.30)
ABL Cash Fund	ABL AMC	5.41%	5.38%	5.34%	5.39%	0.00	0.05	(3.36)
Alfalah GHP Cash Fund	AGIML	4.70%	4.92%	5.14%	5.41%	0.00	0.07	(4.59)
Alfalah GHP Money Market Fund	AGIML	5.47%	5.50%	5.57%	5.67%	0.00	0.05	(3.17)
AKD Cash Fund	AKDIML	4.69%	4.64%	4.73%	4.73%	0.00	0.05	(6.30)
PIML Daily Reserve Fund	AWTIL	4.61%	4.43%	4.57%	4.80%	0.00	0.08	(4.38)
BMA Empress Cash Fund	BMA Funds	4.45%	4.41%	4.33%	4.42%	0.00	0.05	(7.57)
Faysal Money Market Fund	FAML	5.23%	5.28%	5.36%	5.45%	0.00	0.05	(3.80)
First Habib Cash Fund	HAML	5.42%	5.38%	5.36%	5.41%	0.00	0.05	(3.41)
HBL Money Market Fund	HBLAML	5.32%	5.33%	5.48%	5.46%	0.00	0.06	(3.00)
HBL Cash Fund	HBLAML	5.50%	5.48%	5.50%	5.54%	0.00	0.05	(2.93)
JS Cash Fund	JSIL	5.27%	5.32%	5.48%	5.67%	0.00	0.05	(3.65)
Lakson Money Market Fund	LI	5.47%	5.46%	5.44%	5.55%	0.00	0.05	(3.04)
MCB Cash Management Optimizer	MCBAH	5.41%	5.40%	5.38%	5.39%	0.00	0.05	(3.45)
Pakistan Cash Management Fund	MCBAH	4.67%	4.58%	4.54%	4.58%	0.00	0.05	(6.84)
NAFA Government Securities Liquid Fund	NBP Funds	5.29%	5.27%	5.25%	5.25%	0.00	0.05	(3.55)
NAFA Money Market Fund	NBP Funds	5.62%	5.60%	5.58%	5.63%	0.00	0.05	(2.49)
NIT Government Treasury Fund	NITL	5.18%	5.17%	5.17%	5.20%	0.00	0.05	(4.29)
Askari Sovereign Cash Fund	POAMCL	5.23%	5.44%	5.63%	5.72%	0.00	0.06	(3.64)
UBL Liquidity Plus Fund	UBLFML	5.51%	5.52%	5.57%	5.43%	0.00	0.05	(2.89)
UBL Money Market Fund	UBLFML	5.12%	5.22%	5.45%	5.29%	0.00	0.05	(4.42)
<b>Income</b>								
Atlas Income Fund	AAML	4.82%	4.84%	4.74%	4.73%	0.01	0.18	(1.69)
ABL Government Securities Fund	ABL AMC	5.09%	5.05%	5.21%	5.20%	0.00	0.09	(2.51)
ABL Income Fund	ABL AMC	4.67%	4.71%	4.67%	4.60%	0.01	0.14	(2.41)
Alfalah GHP Income Fund	AGIML	4.79%	5.04%	5.09%	5.22%	0.01	0.20	(1.57)
Alfalah GHP Sovereign Fund	AGIML	4.96%	5.19%	5.27%	5.60%	0.01	0.15	(1.81)
PIML Income Fund	AWTIL	5.99%	5.39%	5.90%	5.35%	0.01	0.10	(0.49)
Faysal Financial Sector Opportunity Fund	FAML	4.85%	5.05%	5.16%	5.68%	0.01	0.17	(1.72)
Faysal MTS Fund	FAML	5.63%	5.57%	5.91%	6.20%	0.00	0.05	(2.30)
Faysal Savings Growth Fund	FAML	4.90%	5.04%	5.54%	5.95%	0.01	0.19	(1.51)
First Habib Income Fund	HAML	5.24%	5.26%	5.30%	5.50%	0.00	0.07	(2.84)
HBL Income Fund	HBLAML	4.98%	5.26%	5.49%	5.03%	0.01	0.18	(1.50)
HBL Government Securities Fund	HBLAML	4.74%	4.81%	4.96%	5.02%	0.00	0.06	(5.32)
JS Income Fund	JSIL	5.93%	5.96%	6.40%	6.51%	0.01	0.11	(0.55)
Lakson Income Fund	LI	5.23%	5.32%	5.29%	5.22%	0.00	0.07	(2.99)
MCB DCF Income Fund	MCBAH	4.62%	4.66%	4.84%	5.06%	0.00	0.08	(4.59)
MCB Pakistan Sovereign Fund	MCBAH	5.08%	5.10%	5.09%	5.48%	0.00	0.07	(3.64)
Pakistan Income Fund	MCBAH	4.77%	4.76%	5.18%	5.64%	0.00	0.07	(4.72)
NAFA Financial Sector Income Fund	NBP Funds	6.02%	5.86%	6.01%	6.37%	0.00	0.06	(0.77)
NAFA Income Fund	NBP Funds	5.53%	5.50%	5.59%	5.55%	0.00	0.05	(2.56)
NAFA Income Opportunity Fund	NBP Funds	5.33%	5.35%	5.60%	5.45%	0.00	0.08	(2.30)
NAFA Government Securities Savings Fund	NBP Funds	5.01%	5.01%	5.09%	5.12%	0.00	0.05	(4.81)
NAFA Savings Plus Fund	NBP Funds	5.45%	5.46%	5.46%	5.54%	0.00	0.05	(3.24)
NIT - Government Bond Fund	NITL	5.06%	5.01%	4.98%	4.92%	0.00	0.05	(5.04)
NIT - Income Fund	NITL	5.22%	5.22%	5.23%	5.30%	0.00	0.07	(2.86)
Askari Sovereign Yield Enhancer	POAMCL	4.57%	4.68%	5.03%	4.67%	0.01	0.11	(3.34)
Pak Oman Government Securities Fund	POAMCL	4.30%	3.97%	3.62%	3.10%	0.01	0.17	(2.76)
UBL Income Opportunity Fund (UIOF) (Formerly: UBL Financial Sector Bond Fund)	UBLFML	4.31%	4.76%	5.53%	5.52%	0.00	0.08	(5.66)
UBL Government Securities Fund	UBLFML	4.71%	4.89%	4.97%	5.24%	0.00	0.06	(5.38)
Dawood Income Fund	786 IL	11.86%	12.01%	8.81%	8.04%	0.05	0.38	1.23

\* Please refer Glossary & Notes

# Performance Analysis - FY 2018

Fund Name	AMC Name	Returns				Risk Analysis		
		Return (YTD)	9 months	6 months	3 months	Annualized Standard Deviation	Risk/Return (Coefficient of Variation)	Sharpe Ratio*
<b>Equity</b>								
Atlas Stock Market Fund	AAML	-4.75%	2.36%	6.77%	-5.53%	0.19	(3.98)	(0.58)
ABL Stock Fund	ABL AMC	-16.84%	-5.11%	1.06%	-7.78%	0.21	(1.22)	(1.13)
Alfalah GHP Alpha Fund	AGIML	-14.18%	-2.44%	1.95%	-7.29%	0.20	(1.41)	(1.02)
Alfalah GHP Stock Fund	AGIML	-14.61%	-2.35%	2.15%	-7.27%	0.20	(1.38)	(1.03)
AKD Opportunity Fund	AKDIML	-13.51%	-9.70%	1.73%	-10.33%	0.25	(1.85)	(0.79)
Golden Arrow Selected Stock Fund	AKDIML	-11.14%	-7.11%	3.72%	-9.41%	0.23	(2.08)	(0.75)
PIML Value Equity Fund	AWTIL	-19.46%	-7.18%	0.49%	-10.03%	0.23	(1.20)	(1.11)
Faysal Stock Fund (Formerly: Faysal Balanced Growth Fund)	FAML	-18.31%	-10.71%	-2.52%	-10.68%	0.17	(0.91)	(1.48)
First Capital Mutual Fund	FCIL	-23.35%	-11.88%	-6.14%	-12.41%	0.22	(0.93)	(1.37)
First Habib Stock Fund	HAML	-14.71%	-0.06%	5.00%	-6.19%	0.21	(1.40)	(1.02)
HBL Stock Fund	HBLAML	-11.85%	0.51%	4.96%	-5.82%	0.20	(1.73)	(0.89)
HBL Energy Fund	HBLAML	-2.33%	-1.66%	3.66%	-3.28%	0.20	(8.64)	(0.43)
PICIC Growth Fund	HBLAML	-8.23%	-6.95%	6.78%	-3.25%	0.27	(3.24)	(0.54)
PICIC Investment Fund	HBLAML	-8.54%	-5.90%	5.98%	-3.72%	0.25	(2.93)	(0.59)
HBL Equity Fund	HBLAML	-11.38%	0.97%	5.33%	-5.56%	0.21	(1.80)	(0.86)
JS Growth Fund	JSIL	-15.92%	-6.19%	3.06%	-4.96%	0.18	(1.13)	(1.23)
JS Large Cap Fund	JSIL	-12.07%	-2.33%	5.47%	-6.00%	0.20	(1.62)	(0.94)
JS Value Fund	JSIL	-12.79%	-0.60%	9.03%	-3.76%	0.20	(1.53)	(0.97)
Lakson Equity Fund	LI	-12.74%	-2.24%	2.91%	-7.76%	0.20	(1.56)	(0.96)
MCB Pakistan Stock Market Fund	MCBAH	-7.51%	1.23%	3.27%	-8.38%	0.19	(2.59)	(0.71)
NAFA Stock Fund	NBP Funds	-9.75%	0.17%	4.04%	-7.23%	0.20	(2.04)	(0.81)
NAFA Financial Sector Fund	NBP Funds				<b>New Fund</b>			
National Investment Unit Trust	NITL	-11.81%	-3.25%	4.65%	-6.16%	0.19	(1.60)	(0.96)
Askari Equity Fund	POAMCL	-22.06%	-9.18%	-2.38%	-9.15%	0.20	(0.90)	(1.43)
UBL Stock Advantage Fund	UBLFML	-10.13%	-0.62%	3.05%	-7.54%	0.18	(1.75)	(0.93)
UBL Dedicated Fund	UBLFML				<b>New Fund</b>			
UBL Financial Sector Fund	UBLFML				<b>New Fund</b>			
<b>Capital Protected</b>								
Allied Capital Protected Fund	ABL AMC				<b>New Fund</b>			
Alfalah Capital Preservation Fund II	AGIML				<b>New Fund</b>			
JS Capital Protected Fund V	JSIL	2.15%	2.29%	2.00%	0.96%	0.04	1.74	(1.11)
UBL Capital Protected Fund III	UBLFML	0.49%	2.00%	1.58%	-0.14%	0.04	7.50	(1.58)
<b>Fund of Funds - CPPI</b>								
UBL Active Principal Preservation Plan I	UBLFML				<b>New Fund</b>			
UBL Active Principal Preservation Plan II	UBLFML				<b>New Fund</b>			
<b>Aggressive Fixed Income</b>								
Alfalah GHP Income Multiplier Fund	AGIML	4.91%	5.09%	5.10%	4.76%	0.01	0.27	(1.05)
AKD Aggressive Income Fund (Formerly: AKD Income Fund)	AKDIML	3.58%	4.20%	3.84%	3.85%	0.01	0.29	(2.57)
BMA Chundrigar Road Savings Fund	BMA Funds	5.16%	5.55%	4.65%	5.81%	0.01	0.23	(0.94)
Faysal Income & Growth Fund	FAML	5.15%	5.24%	5.68%	5.68%	0.01	0.13	(1.65)
Pakistan Income Enhancement Fund	MCBAH	5.17%	4.85%	4.96%	5.09%	0.00	0.08	(2.82)
Askari High Yield Scheme	POAMCL	5.13%	5.58%	6.17%	5.30%	0.01	0.15	(1.46)
UBL Growth & Income Fund (Formerly: United Growth & Income Fund)	UBLFML	5.21%	5.57%	6.73%	8.23%	0.01	0.20	(1.04)
<b>Balanced</b>								
HBL Multi Asset Fund	HBLAML	-6.28%	2.50%	4.77%	-3.09%	0.14	(2.19)	(0.91)
Unit Trust of Pakistan	JSIL	-12.51%	-4.15%	3.61%	-3.89%	0.15	(1.22)	(1.23)
Pakistan Capital Market Fund	MCBAH	-3.21%	2.86%	2.95%	-6.22%	0.11	(3.56)	(0.83)
NAFA Multi Asset Fund	NBP Funds	-6.16%	-0.52%	2.51%	-4.41%	0.13	(2.09)	(0.97)
Primus Strategic Multi Asset Fund	PIML				<b>Merged into PAAF</b>			
First Dawood Mutual Fund	786 IL	-3.05%	2.55%	3.15%	-5.58%	0.14	(4.65)	(0.66)

\* Please refer Glossary & Notes





# Performance Analysis - FY 2018

Fund Name	AMC Name	Returns				Risk Analysis		
		Return (YTD)	9 months	6 months	3 months	Annualized Standard Deviation	Risk/Return (Coefficient of Variation)	Sharpe Ratio*
<b>Asset Allocation</b>								
Alfalah GHP Value Fund	AGIML	-12.04%	-1.59%	1.98%	-5.79%	0.17	(1.43)	(1.07)
PIML Asset Allocation Fund	AWTIL	-12.15%	-3.56%	0.11%	-7.83%	0.18	(1.47)	(1.03)
Faysal Asset Allocation Fund	FAML	-21.64%	-11.65%	0.79%	-10.52%	0.19	(0.86)	(1.49)
First Habib Asset Allocation Fund	HAML					<b>New Fund</b>		
Lakson Asset Allocation Developed Markets Fund	LI	13.06%	10.85%	6.36%	4.34%	0.07	0.53	0.97
Lakson Tactical Fund	LI	-5.70%	1.33%	3.82%	-3.21%	0.12	(2.10)	(1.00)
MCB Pakistan Asset Allocation Fund	MCBAH	-2.55%	-0.20%	1.27%	-6.40%	0.10	(3.81)	(0.91)
MCB Pakistan Frequent Payout Fund	MCBAH	4.50%	3.68%	2.66%	1.37%	0.01	0.24	(1.65)
NAFA Asset Allocation Fund	NBP Funds	-6.79%	0.22%	3.11%	-4.21%	0.13	(1.92)	(1.00)
Askari Asset Allocation Fund	POAMCL	-18.84%	-8.71%	-3.07%	-5.02%	0.13	(0.68)	(1.96)
Pak Oman Advantage Asset Allocation Fund	POAMCL	-21.69%	-9.94%	-1.59%	-6.03%	0.17	(0.77)	(1.68)
UBL Asset Allocation Fund	UBLFML	-0.15%	3.27%	3.63%	-1.59%	0.08	(54.97)	(0.80)
<b>Fund of Funds</b>								
ABL Financial Planning Fund (Active Plan)	ABL AMC	-11.47%	-2.46%	1.75%	-5.23%	0.15	(1.32)	(1.18)
ABL Financial Planning Fund (Conservative Plan)	ABL AMC	0.01%	1.63%	1.92%	-0.67%	0.04	441.42	(1.65)
ABL Financial Planning Fund (Strategic Allocation Plan)	ABL AMC	-2.43%	0.89%	1.09%	-2.06%	0.21	(8.75)	(0.41)
Alfalah GHP Prosperity Planning Fund (Alfalah GHP Active Allocation Plan)	AGIML	-8.88%	-0.49%	1.72%	-4.10%	0.12	(1.40)	(1.22)
Alfalah GHP Prosperity Planning Fund (Alfalah GHP Conservative Allocation Plan)	AGIML	0.98%	2.34%	2.14%	-0.37%	0.03	3.48	(1.55)
Alfalah GHP Prosperity Planning Fund (Alfalah GHP Moderate Allocation Plan)	AGIML	-2.63%	1.26%	1.91%	-2.08%	0.07	(2.66)	(1.28)
HBL Financial Planning Fund (Active Allocation Plan)	HBLAML					<b>New Fund</b>		
HBL Financial Planning Fund (Conservative Allocation Plan)	HBLAML					<b>New Fund</b>		
HBL Financial Planning Fund (Strategic Allocation Plan)	HBLAML					<b>New Fund</b>		
JS Fund of Funds	JSIL	-9.54%	-0.94%	3.97%	-4.95%	0.15	(1.60)	(1.04)
<b>Index Tracker</b>								
AKD Index Tracker Fund	AKDIML	-11.55%	-2.60%	2.54%	-8.31%	0.20	(1.70)	(0.91)
<b>Shariah Compliant Money Market</b>								
Meezan Cash Fund	AL MEEZAN	4.29%	4.33%	4.44%	4.57%	0.00	0.05	(8.52)
HBL Islamic Money Market Fund	HBLAML	4.32%	4.39%	4.61%	4.82%	0.00	0.05	(9.20)
NAFA Islamic Money Market Fund	NBP Funds					<b>New Fund</b>		
Al Ameen Islamic Cash Fund	UBLFML	5.01%	5.14%	5.35%	5.46%	0.00	0.05	(5.23)
<b>Shariah Compliant Income</b>								
Atlas Islamic Income Fund	AAML	4.92%	4.97%	4.84%	4.81%	0.00	0.07	(3.88)
ABL Islamic Income Fund (Formerly: ABL Islamic Cash Fund)	ABL AMC	4.37%	4.50%	4.40%	4.53%	0.01	0.22	(2.04)
Alfalah GHP Islamic Income Fund	AGIML	4.22%	4.42%	4.31%	4.29%	0.01	0.23	(2.11)
AKD Islamic Income Fund	AKDIML					<b>New Fund</b>		
Meezan Islamic Income Fund	AL MEEZAN	4.27%	4.65%	5.14%	5.57%	0.01	0.14	(3.26)
Meezan Sovereign Fund	AL MEEZAN	2.58%	3.67%	3.28%	5.54%	0.01	0.22	(6.69)
PIML Islamic Income Fund	AWTIL	4.14%	3.94%	3.99%	3.95%	0.01	0.14	(3.62)
Faysal Islamic Savings Growth Fund	FAML	4.42%	4.67%	4.67%	4.68%	0.01	0.12	(3.44)
First Habib Islamic Income Fund	HAML	3.49%	3.93%	4.07%	4.38%	0.01	0.19	(4.15)
HBL Islamic Income Fund	HBLAML	5.18%	5.53%	5.44%	5.29%	0.01	0.21	(1.00)
JS Islamic Income Fund	JSIL	3.42%	5.01%	5.16%	4.79%	0.01	0.24	(3.53)
Alhamra Islamic Income Fund (Formerly: MCB Islamic Income Fund)	MCBAH	4.96%	5.21%	5.31%	5.27%	0.01	0.12	(2.14)
Alhamra Daily Dividend Fund	MCBAH					<b>New Fund</b>		

\* Please refer Glossary & Notes

# Performance Analysis - FY 2018

Fund Name	AMC Name	Returns				Risk Analysis		
		Return (YTD)	9 months	6 months	3 months	Annualized Standard Deviation	Risk/Return (Coefficient of Variation)	Sharpe Ratio*
<b>Shariah Compliant Income</b>								
NAFA Active Allocation Riba Free Savings Fund	NBP Funds	4.07%	4.19%	4.19%	4.66%	0.00	0.05	(9.95)
NAFA Riba Free Savings Fund	NBP Funds	5.24%	5.35%	5.42%	5.60%	0.00	0.05	(4.15)
NAFA Islamic Income Fund	NBP Funds	5.14%	5.27%	5.23%	5.67%	0.00	0.05	(4.19)
NIT Islamic Income Fund	NITL	4.41%	4.44%	4.52%	4.51%	0.00	0.05	(8.34)
Askari Islamic Income Fund	POAMCL	4.78%	5.08%	4.81%	3.91%	0.01	0.11	(2.95)
Pak Oman Advantage Islamic Income Fund	POAMCL	5.00%	5.30%	5.21%	4.63%	0.01	0.10	(2.50)
Al Ameen Islamic Sovereign Fund	UBLFML	3.03%	3.88%	3.71%	5.47%	0.00	0.16	(6.78)
<b>Shariah Compliant Equity</b>								
Atlas Islamic Stock Fund	AAML	-7.88%	-1.30%	3.21%	-5.67%	0.19	(2.41)	(0.75)
ABL Islamic Dedicated Stock Fund	ABL AMC	-16.40%	-5.03%	0.23%	-6.51%	0.21	(1.30)	(1.07)
ABL Islamic Stock Fund	ABL AMC	-15.93%	-4.13%	1.10%	-5.92%	0.21	(1.31)	(1.07)
Alfalah GHP Islamic Stock Fund	AGIML	-14.44%	-2.85%	1.82%	-6.54%	0.21	(1.44)	(0.99)
Alfalah GHP Islamic Dedicated Equity Fund	AGIML	-12.45%	-1.51%	2.64%	-5.92%	0.21	(1.68)	(0.89)
AKD Islamic Stock Fund	AKDIML				<b>New Fund</b>			
AL Meezan Mutual Fund	AL MEEZAN	-16.47%	-6.07%	0.90%	-9.06%	0.22	(1.35)	(1.02)
Meezan Dedicated Equity Fund	AL MEEZAN				<b>New Fund</b>			
Meezan Energy Fund	AL MEEZAN	-0.89%	0.53%	5.18%	-2.73%	0.21	(24.05)	(0.33)
Meezan Islamic Fund	AL MEEZAN	-17.12%	-6.79%	0.46%	-9.08%	0.22	(1.30)	(1.05)
PIML Islamic Equity Fund	AWTIL	-21.47%	-7.12%	-0.34%	-8.87%	0.23	(1.05)	(1.23)
First Habib Islamic Stock Fund	HAML	-16.16%	-1.11%	4.49%	-5.69%	0.21	(1.28)	(1.09)
HBL Islamic Stock Fund	HBLAML	-13.99%	-1.13%	4.00%	-5.09%	0.21	(1.50)	(0.96)
HBL Islamic Equity Fund	HBLAML	-12.32%	-0.74%	4.01%	-5.27%	0.21	(1.70)	(0.89)
JS Islamic Fund	JSIL	-19.77%	-9.46%	0.25%	-6.37%	0.19	(0.96)	(1.37)
JS Islamic Dedicated Equity Fund	JSIL				<b>New Fund</b>			
Alhamra Islamic Stock Fund (Formerly: MCB Pakistan Islamic Stock Fund)	MCBAH	-12.00%	-0.92%	2.18%	-8.33%	0.20	(1.64)	(0.93)
NAFA Islamic Active Allocation Equity Fund	NBP Funds	-14.14%	-3.76%	1.25%	-6.74%	0.28	(1.97)	(0.74)
NAFA Islamic Energy Fund	NBP Funds	-3.24%	-1.52%	4.46%	-3.18%	0.20	(6.22)	(0.47)
NAFA Islamic Stock Fund	NBP Funds	-12.78%	-2.33%	2.08%	-6.49%	0.21	(1.63)	(0.92)
NIT Islamic Equity Fund	NITL	-16.37%	-4.71%	-0.80%	-10.32%	0.21	(1.30)	(1.07)
Al Ameen Islamic Dedicated Equity Fund	UBLFML	-13.30%	-3.11%	1.11%	-7.10%	0.20	(1.53)	(0.97)
Al Ameen Shariah Stock Fund	UBLFML	-12.38%	-2.74%	1.31%	-7.10%	0.21	(1.73)	(0.87)
<b>Shariah Compliant Capital Protected</b>								
NAFA Islamic Principal Protected Fund I	NBP Funds				<b>Matured</b>			
NAFA Islamic Principal Protected Fund II	NBP Funds	0.80%	1.13%	0.89%	-1.93%	0.04	5.44	(1.27)
<b>Shariah Compliant Fund of Funds - CPPI</b>								
Meezan Strategic Allocation Fund (Meezan Capital Preservation Plan III)	AL MEEZAN				<b>New Fund</b>			
Meezan Strategic Allocation Fund II (Meezan Capital Preservation Plan IV)	AL MEEZAN				<b>New Fund</b>			
Meezan Strategic Allocation Fund II (Meezan Capital Preservation Plan V)	AL MEEZAN				<b>New Fund</b>			
JS Islamic Hybrid Fund of Funds II (JS Islamic Capital Preservation Allocation Plan I)	JSIL				<b>New Fund</b>			
JS Islamic Hybrid Fund of Funds II (JS Islamic Capital Preservation Allocation Plan II)	JSIL				<b>New Fund</b>			
NAFA Islamic Principal Preservation Fund	NBP Funds				<b>Matured</b>			
NAFA Islamic Capital Preservation Plan I	NBP Funds				<b>New Fund</b>			
NAFA Islamic Capital Preservation Plan II	NBP Funds				<b>New Fund</b>			
NAFA Islamic Capital Preservation Plan III	NBP Funds				<b>New Fund</b>			
Al Ameen Islamic Active Principal Preservation Plan I	UBLFML				<b>New Fund</b>			
Al Ameen Islamic Active Principal Preservation Plan II	UBLFML				<b>New Fund</b>			

\* Please refer Glossary & Notes



# Performance Analysis - FY 2018

Fund Name	AMC Name	Returns				Risk Analysis		
		Return (YTD)	9 months	6 months	3 months	Annualized Standard Deviation	Risk/Return (Coefficient of Variation)	Sharpe Ratio*
<b>Shariah Compliant Aggressive Fixed Income</b>								
Al Ameen Islamic Aggressive Income Fund	UBLFML	3.49%	3.62%	3.75%	3.82%	0.00	0.12	(6.45)
<b>Shariah Compliant Balanced Fund</b>								
Meezan Balanced Fund	AL MEEZAN	-8.93%	-2.61%	1.42%	-5.16%	0.13	(1.49)	(1.14)
<b>Shariah Compliant Asset Allocation</b>								
ABL Islamic Asset Allocation Fund	ABL AMC					New Fund		
Alfalah GHP Islamic Value Fund	AGIML					New Fund		
Meezan Asset Allocation Fund	AL MEEZAN	-12.50%	-4.15%	1.62%	-7.66%	0.20	(1.63)	(0.92)
Faysal Islamic Asset Allocation Fund	FAML	-19.77%	-10.54%	-1.84%	-8.16%	0.17	(0.85)	(1.55)
HBL Islamic Asset Allocation Fund	HBLAML	-0.78%	1.98%	2.77%	-0.65%	0.06	(8.05)	(1.13)
Lakson Islamic Tactical Fund	LI	-7.71%	-1.34%	2.94%	-3.17%	0.13	(1.68)	(1.08)
Alhamra Islamic Asset Allocation Fund (Formerly: Pak. Intl. Element Islamic Asset Allocation Fund)	MCBAH	-4.06%	0.97%	0.99%	-4.73%	0.11	(2.72)	(0.94)
NAFA Islamic Asset Allocation Fund	NBP Funds	-8.66%	-2.35%	1.01%	-4.40%	0.13	(1.51)	(1.14)
Askari Islamic Asset Allocation Fund	POAMCL	-20.00%	-8.96%	-2.00%	-6.17%	0.17	(0.83)	(1.59)
Pak Oman Islamic Asset Allocation Fund	POAMCL	-21.38%	-9.41%	-1.64%	-5.31%	0.17	(0.79)	(1.65)
Al Ameen Islamic Asset Allocation Fund	UBLFML	-1.33%	1.49%	2.32%	-2.07%	0.10	(7.37)	(0.78)
Dawood Islamic Fund	786 IL	-11.73%	-5.02%	0.89%	-6.66%	0.15	(1.26)	(1.22)
<b>Shariah Compliant Fund of Funds</b>								
ABL Islamic Financial Planning Fund (Active Allocation Plan)	ABL AMC	-10.92%	-2.53%	1.77%	-4.00%	0.18	(1.69)	(0.93)
ABL Islamic Financial Planning Fund (Aggressive Allocation Plan)	ABL AMC	-10.64%	-2.74%	1.71%	-4.12%	0.25	(2.36)	(0.67)
ABL Islamic Financial Planning Fund (Conservative Allocation Plan)	ABL AMC	-0.67%	1.24%	1.70%	-0.43%	0.04	(6.15)	(1.68)
ABL Islamic Financial Planning Fund (Strategic Allocation Plan)	ABL AMC	-7.64%	-0.89%	2.42%	-2.73%	0.13	(1.75)	(1.04)
ABL Islamic Financial Planning Fund (Strategic Allocation Plan II)	ABL AMC	-7.18%	-0.49%	1.68%	-2.37%	0.10	(1.45)	(1.29)
ABL Islamic Financial Planning Fund (Strategic Allocation Plan III)	ABL AMC	-1.72%	1.06%	1.42%	-1.22%	0.06	(3.55)	(1.31)
ABL Islamic Financial Planning Fund (Strategic Allocation Plan IV)	ABL AMC					New Fund		
Alfalah GHP Islamic Prosperity Planning Fund (Alfalah GHP Islamic Active Allocation Plan)	AGIML	-8.05%	-0.35%	1.32%	-3.00%	0.11	(1.38)	(1.29)
Alfalah GHP Islamic Prosperity Planning Fund (Alfalah GHP Islamic Active Allocation Plan II)	AGIML	-8.36%	-0.78%	0.91%	-3.63%	0.12	(1.45)	(1.21)
Alfalah GHP Islamic Prosperity Planning Fund (Alfalah GHP Islamic Active Allocation Plan III)	AGIML	-4.44%	0.03%	0.66%	-2.59%	0.09	(1.96)	(1.24)
Alfalah GHP Islamic Prosperity Planning Fund (Alfalah GHP Islamic Balance Allocation Plan)	AGIML	0.51%	1.84%	1.98%	-0.24%	0.04	6.89	(1.63)
Meezan Financial Planning Fund of Funds (Aggressive)	AL MEEZAN	-11.96%	-4.27%	0.96%	-6.53%	0.16	(1.36)	(1.12)
Meezan Financial Planning Fund of Funds (Conservative)	AL MEEZAN	-1.60%	0.65%	1.87%	-1.38%	0.05	(3.31)	(1.49)
Meezan Financial Planning Fund of Funds (Moderate)	AL MEEZAN	-6.81%	-1.77%	1.53%	-3.97%	0.11	(1.59)	(1.21)
Meezan Financial Planning Fund of Funds (MAAP I)	AL MEEZAN	-6.10%	-1.14%	0.12%	-6.20%	0.14	(2.27)	(0.90)
Meezan Financial Planning Fund of Funds (MAAP II)	AL MEEZAN					Matured		
Meezan Financial Planning Fund of Funds (MAAP III)	AL MEEZAN					Matured		
Meezan Financial Planning Fund of Funds (MAAP IV)	AL MEEZAN	-13.82%	-4.72%	0.97%	-6.59%	0.18	(1.29)	(1.13)
Meezan Strategic Allocation Fund (MSAP I)	AL MEEZAN	-12.77%	-4.48%	1.04%	-6.59%	0.18	(1.39)	(1.08)
Meezan Strategic Allocation Fund (MSAP II)	AL MEEZAN	-12.83%	-4.47%	1.07%	-6.62%	0.18	(1.38)	(1.08)
Meezan Strategic Allocation Fund (MSAP III)	AL MEEZAN	-13.09%	-4.82%	0.90%	-6.68%	0.18	(1.35)	(1.10)
Meezan Strategic Allocation Fund (MSAP IV)	AL MEEZAN	-11.92%	-4.39%	1.04%	-6.59%	0.17	(1.41)	(1.08)
Meezan Strategic Allocation Fund (MSAP V)	AL MEEZAN					New Fund		
HBL Islamic Financial Planning Fund (Active Allocation Plan)	HBLAML	0.40%	2.06%	1.91%	-2.22%	0.07	16.49	(0.89)
HBL Islamic Financial Planning Fund (Conservative Allocation Plan)	HBLAML	1.40%	2.81%	2.64%	-0.08%	0.04	2.96	(1.18)
HBL Islamic Financial Planning Fund (Strategic Allocation Plan)	HBLAML	1.36%	1.91%	1.84%	-2.18%	0.07	4.93	(0.74)
JS Islamic Hybrid Fund of Funds (JS Islamic Active Allocation Plan I)	JSIL					New Fund		
JS Islamic Hybrid Fund of Funds II (JS Islamic Active Allocation Plan II)	JSIL					New Fund		
JS Islamic Hybrid Fund of Funds (Mufeed)	JSIL	-18.01%	-8.74%	0.35%	-5.95%	0.17	(0.94)	(1.44)
JS Islamic Hybrid Fund of Funds (Munafa)	JSIL	-18.34%	-8.81%	0.11%	-6.33%	0.17	(0.95)	(1.41)
JS Islamic Hybrid Fund of Funds (Mustahkem)	JSIL	-2.56%	0.13%	1.37%	-1.15%	0.05	(1.90)	(1.82)
JS Islamic Hybrid Fund of Funds (Mustanad)	JSIL	6.47%	5.08%	2.13%	0.96%	0.02	0.38	0.07

\* Please refer Glossary & Notes

# Performance Analysis - FY 2018

Fund Name	AMC Name	Returns				Risk Analysis		
		Return (YTD)	9 months	6 months	3 months	Annualized Standard Deviation	Risk/Return (Coefficient of Variation)	Sharpe Ratio*
<b>Shariah Compliant Fund of Funds</b>								
JS Islamic Hybrid Fund of Funds (Mutanasib)	JSIL	-17.21%	-7.82%	0.48%	-5.81%	0.15	(0.89)	(1.54)
Alhamra Islamic Active Allocation Fund	MCBAH	-6.84%	-0.49%	1.53%	-4.17%	0.54	(7.94)	(0.24)
Alhamra Islamic Active Allocation Fund II	MCBAH	-0.43%	1.99%	0.98%	-3.91%	0.10	(23.89)	(0.65)
NAFA Islamic Active Allocation Plan I	NBP Funds	-11.97%	-4.29%	-0.43%	-3.82%	0.13	(1.11)	(1.38)
NAFA Islamic Active Allocation Plan II	NBP Funds	-11.13%	-3.32%	0.59%	-3.55%	0.13	(1.19)	(1.32)
NAFA Islamic Active Allocation Plan III	NBP Funds	-8.94%	-1.11%	1.70%	-2.88%	0.13	(1.50)	(1.13)
NAFA Islamic Active Allocation Plan IV	NBP Funds	-9.55%	-1.75%	0.90%	-3.95%	0.14	(1.45)	(1.14)
NAFA Islamic Active Allocation Plan V	NBP Funds	-9.15%	-1.48%	1.23%	-3.81%	0.14	(1.50)	(1.12)
NAFA Islamic Active Allocation Plan VI	NBP Funds	-7.82%	-1.16%	1.21%	-3.78%	0.13	(1.64)	(1.10)
NAFA Islamic Active Allocation Plan VII	NBP Funds	-6.49%	-1.00%	1.29%	-3.77%	0.11	(1.72)	(1.15)
NAFA Islamic Active Allocation Plan VIII	NBP Funds							<b>New Fund</b>
Al Ameen Islamic Active Allocation Plan II	UBLFML							<b>Matured</b>
Al Ameen Islamic Active Allocation Plan III	UBLFML							<b>Matured</b>
Al Ameen Islamic Active Allocation Plan IV	UBLFML							<b>Matured</b>
Al Ameen Islamic Active Allocation Plan V	UBLFML	-8.13%	0.16%	3.12%	-2.58%	0.15	(1.91)	(0.93)
Al Ameen Islamic Active Allocation Plan VI	UBLFML	-9.53%	-1.38%	1.50%	-5.01%	0.16	(1.73)	(0.96)
Al Ameen Islamic Active Allocation Plan VII	UBLFML	-8.10%	-1.38%	1.47%	-4.95%	0.16	(1.96)	(0.91)
Al Ameen Islamic Active Allocation Plan VIII	UBLFML	-6.99%	-1.42%	1.44%	-5.04%	0.16	(2.25)	(0.84)
Al Ameen Islamic Active Allocation Plan IX	UBLFML							<b>New Fund</b>
Al Ameen Islamic Active Allocation Plan X	UBLFML							<b>New Fund</b>
<b>Shariah Compliant Index Tracker</b>								
KSE Meezan Index Fund	AL MEEZAN	-11.19%	-1.89%	2.82%	-8.10%	0.24	(2.11)	(0.74)
<b>Shariah Compliant Commodities</b>								
Meezan Gold Fund	AL MEEZAN	11.99%	10.51%	8.45%	0.97%	0.29	2.46	0.19

\* Please refer Glossary & Notes



# Ten years at a Glance - Returns

Fund Name	AMC Name	2009	2010	2011	2012	2013	2014	2015	2016	2017	2018	10 years (or Since inception for lesser period)	5 years	3 years
<b>Money Market</b>														
Atlas Money Market Fund (20-01-2010)	AAML	-	10.16%	11.64%	11.33%	9.02%	8.29%	8.59%	6.02%	6.14%	5.49%	108.36%	39.60%	18.71%
Atlas Sovereign Liquid Fund (01-12-2014)	AAML	-	-	-	-	-	-	8.32%	5.79%	9.38%	5.00%	31.60%	N/A	21.49%
ABL Cash Fund (30-07-2010)	ABL AMC	-	-	11.96%	11.22%	9.11%	8.22%	9.37%	5.78%	8.66%	5.41%	94.84%	43.41%	21.16%
Alfalsh GHP Cash Fund (12-03-2010)	AGIML	-	10.13%	11.55%	11.01%	9.06%	8.09%	8.58%	5.17%	6.86%	4.70%	105.40%	38.10%	17.67%
Alfalsh GHP Money Market Fund (07-05-2010)	AGIML	-	10.68%	11.82%	11.82%	8.82%	8.17%	8.73%	5.37%	5.65%	5.47%	107.94%	38.08%	17.40%
AKD Cash Fund (20-01-2012)	AKDIML	-	-	-	10.44%	9.54%	8.77%	8.59%	5.45%	6.34%	4.69%	67.73%	38.65%	17.39%
PIML Daily Reserve Fund (02-01-2013)	AWTIL	-	-	-	-	9.87%	8.91%	9.58%	6.00%	6.17%	4.61%	54.36%	40.49%	17.72%
BMA Empress Cash Fund (12-11-2009)	BMA Funds	-	10.26%	11.30%	11.32%	9.14%	8.47%	8.15%	4.60%	4.58%	4.45%	99.85%	34.04%	14.26%
Faysal Money Market Fund (13-12-2010)	FAML	-	-	11.16%	10.98%	9.06%	8.39%	8.65%	5.67%	7.14%	5.23%	88.76%	40.30%	19.14%
First Habib Cash Fund (10-03-2011)	HAML	-	-	11.44%	11.22%	9.03%	8.13%	8.30%	5.34%	6.56%	5.42%	87.27%	38.58%	18.33%
HBL Money Market Fund (12-07-2010)	HBLAML	-	-	11.96%	11.53%	9.28%	8.08%	8.77%	5.13%	6.45%	5.32%	89.08%	38.56%	17.87%
HBL Cash Fund (14-10-2010)	HBLAML	-	-	11.68%	11.47%	9.07%	8.41%	10.31%	6.07%	7.15%	5.50%	94.70%	43.39%	19.90%
JS Cash Fund (29-03-2010)	JSIL	-	9.47%	12.01%	11.69%	9.11%	8.26%	9.26%	5.72%	5.73%	5.27%	107.96%	39.17%	17.66%
Lakson Money Market Fund (13-11-2009)	LI	-	10.58%	11.69%	11.22%	8.76%	7.97%	8.54%	5.60%	6.80%	5.47%	108.24%	39.39%	18.94%
MCB Cash Management Optimizer Fund (01-10-2009)	MCBAH	-	-	10.91%	11.65%	11.29%	9.20%	8.27%	8.79%	7.09%	5.41%	111.63%	40.62%	19.39%
Pakistan Cash Management Fund (19-03-2008)	MCBAH	11.95%	11.23%	13.56%	11.07%	9.06%	8.43%	8.86%	5.88%	8.34%	4.67%	142.78%	41.72%	20.06%
NAFA Government Securities Liquid Fund (16-05-2009)	NBP Funds	11.56%	10.53%	11.46%	10.88%	8.66%	8.12%	8.30%	5.75%	7.64%	5.29%	132.38%	40.33%	19.84%
NAFA Money Market Fund (24-02-2012)	NBP Funds	-	-	-	10.28%	9.17%	8.21%	8.91%	6.34%	6.56%	5.62%	69.83%	41.06%	19.69%
NIT Government Treasury Fund (22-01-2016)	NITL	-	-	-	-	-	-	-	5.03%	4.95%	5.18%	15.94%	N/A	15.94%
Askari Sovereign Cash Fund (18-09-2009)	POAMCL	-	12.05%	12.26%	11.50%	9.24%	8.11%	8.85%	5.56%	8.48%	5.23%	117.27%	41.81%	20.50%
UBL Liquidity Plus Fund (21-06-2009)	UBLFML	8.69%	10.52%	11.85%	11.37%	8.94%	8.08%	8.54%	5.32%	6.22%	5.51%	126.17%	38.74%	18.27%
UBL Money Market Fund (14-10-2010)	UBLFML	-	-	11.90%	12.09%	9.31%	7.79%	7.97%	5.15%	5.41%	5.12%	85.91%	35.60%	16.51%
<b>Income</b>														
Atlas Income Fund (22-03-2004)	AAML	6.91%	9.98%	7.24%	6.06%	9.58%	8.45%	12.19%	8.02%	5.48%	4.82%	112.97%	45.32%	19.44%
ABL Government Securities Fund (Class B) (29-11-2011)	ABL AMC	-	-	-	10.68%	11.79%	9.17%	15.14%	8.02%	6.59%	5.09%	88.20%	52.11%	21.01%
ABL Income Fund (20-09-2008)	ABL AMC	14.39%	10.96%	11.65%	11.71%	9.88%	8.20%	14.20%	7.19%	5.86%	4.67%	155.24%	46.74%	18.76%
Alfalsh GHP Income Fund (14-04-2007)	AGIML	6.41%	11.12%	11.32%	11.19%	12.35%	7.98%	12.26%	7.56%	5.20%	4.79%	136.33%	43.73%	18.57%
Alfalsh GHP Sovereign Fund (10-05-2014)	AGIML	-	-	-	-	-	8.87%	16.38%	7.42%	5.54%	4.96%	50.78%	50.78%	19.00%
PIML Income Fund (08-08-2012)	AWTIL	-	-	-	-	8.72%	8.24%	16.97%	11.70%	4.69%	5.99%	70.61%	56.92%	23.94%
Faysal Financial Sector Opportunity Fund (05-07-2013)	FAML	-	-	-	-	-	9.15%	7.41%	7.08%	5.27%	4.85%	38.55%	38.55%	18.19%
Faysal MTS Fund (11-04-2016)	FAML	-	-	-	-	-	-	-	5.98%	6.14%	5.63%	18.82%	N/A	18.82%
Faysal Savings Growth Fund (12-05-2007)	FAML	13.22%	11.30%	11.05%	11.14%	8.67%	8.81%	12.81%	7.75%	5.99%	4.90%	148.54%	47.05%	19.80%
First Habib Income Fund (02-06-2007)	HAML	6.42%	10.60%	10.94%	10.29%	9.42%	7.64%	10.10%	6.66%	6.29%	5.24%	122.82%	41.40%	19.31%
HBL Income Fund (15-03-2007)	HBLAML	4.20%	13.60%	13.49%	12.35%	7.69%	9.91%	12.44%	6.12%	4.64%	4.98%	134.16%	44.07%	16.58%
HBL Government Securities Fund (24-07-2010)	HBLAML	-	-	11.70%	11.85%	9.52%	8.78%	11.75%	7.85%	5.54%	4.74%	98.33%	44.93%	19.22%
JS Income Fund (26-08-2002)	JSIL	11.93%	-8.29%	3.95%	13.10%	10.60%	7.67%	10.64%	6.34%	7.00%	5.93%	91.65%	43.59%	20.54%
Lakson Income Fund (13-11-2009)	LI	-	11.19%	11.50%	11.60%	9.21%	8.38%	14.17%	8.57%	6.92%	5.23%	128.39%	51.15%	22.16%
MCB DCF Income Fund (03-01-2007)	MCBAH	9.36%	11.03%	12.85%	10.80%	9.82%	10.79%	12.64%	6.23%	6.50%	4.62%	146.28%	47.70%	18.35%
MCB Pakistan Sovereign Fund (01-03-2003)	MCBAH	13.96%	10.13%	10.27%	11.32%	12.32%	9.26%	16.69%	7.30%	5.89%	5.08%	163.45%	52.23%	19.40%
Pakistan Income Fund (11-03-2002)	MCBAH	8.86%	14.01%	12.50%	9.41%	7.26%	8.13%	11.30%	6.14%	6.90%	4.77%	134.42%	43.06%	18.87%
NAFA Financial Sector Income Fund (28-10-2011)	NBP Funds	-	-	-	12.42%	9.27%	7.94%	10.90%	6.39%	8.35%	6.02%	79.71%	46.29%	22.21%
NAFA Income Fund (29-03-2008)	NBP Funds	3.91%	8.69%	-4.24%	-6.90%	6.91%	2.31%	13.73%	6.91%	6.52%	5.53%	50.52%	39.82%	20.17%
NAFA Income Opportunity Fund (22-04-2006)	NBP Funds	5.49%	5.81%	5.49%	-0.54%	10.33%	16.60%	13.21%	7.49%	6.28%	5.33%	105.24%	58.85%	20.34%
NAFA Government Securities Savings Fund (03-07-2014)	NBP Funds	-	-	-	-	-	-	14.37%	6.46%	5.75%	5.01%	35.21%	N/A	18.22%
NAFA Savings Plus Fund (21-11-2009)	NBP Funds	-	9.87%	10.64%	11.04%	8.76%	7.91%	8.67%	6.27%	8.11%	5.45%	108.58%	42.07%	21.15%
NIT - Government Bond Fund (18-11-2009)	NITL	-	10.56%	11.18%	9.76%	9.93%	7.64%	13.88%	5.78%	5.28%	5.06%	112.75%	43.43%	17.01%
NIT - Income Fund (19-02-2010)	NITL	-	9.58%	12.10%	12.34%	9.56%	7.06%	14.11%	5.87%	5.37%	5.22%	116.80%	43.39%	17.37%
Askari Sovereign Yield Enhancer (07-05-2012)	POAMCL	-	-	-	10.32%	10.98%	8.82%	10.74%	9.21%	4.83%	4.57%	76.63%	44.27%	19.72%
Pak Oman Government Securities Fund (28-08-2011)	POAMCL	-	-	-	10.76%	9.20%	7.08%	8.63%	8.75%	4.28%	4.30%	66.40%	37.58%	18.28%
UBL Income Opportunity Fund (UIOF) (Formerly: UBL Financial Sector Bond Fund) (29-03-2013)	UBLFML	-	-	-	-	9.23%	6.99%	10.86%	7.69%	4.73%	4.31%	52.43%	39.55%	17.65%
UBL Government Securities Fund (27-07-2011)	UBLFML	-	-	-	12.11%	9.90%	8.26%	15.47%	8.95%	4.81%	4.71%	84.15%	49.46%	19.56%
Dawood Income Fund (20-05-2003)	786 IL	-19.33%	-1.85%	28.31%	5.35%	-	-	-	-	-	16.32%	11.86%	39.26%	N/A
<b>Equity</b>														
Atlas Stock Market Fund (23-11-2004)	AAML	-31.58%	24.86%	40.07%	22.95%	51.11%	30.09%	19.73%	5.05%	33.73%	-4.75%	363.32%	108.41%	33.81%
ABL Stock Fund (28-06-2009)	ABL AMC	-0.17%	32.66%	29.19%	26.34%	55.87%	32.90%	27.11%	9.91%	33.21%	-16.84%	593.04%	105.69%	21.76%
Alfalsh GHP Alpha Fund (09-09-2008)	AGIML	38.22%	24.76%	16.72%	2.63%	39.80%	29.55%	27.39%	14.12%	28.99%	-14.18%	502.04%	108.49%	26.33%
Alfalsh GHP Stock Fund (15-07-2008)	AGIML	32.90%	26.08%	29.97%	13.34%	66.41%	24.60%	27.70%	14.88%	28.69%	-14.61%	724.99%	100.87%	26.24%
AKD Opportunity Fund (31-03-2006)	AKDIML	-36.13%	16.96%	19.62%	34.70%	72.87%	48.21%	33.36%	14.13%	35.56%	-13.51%	450.30%	164.49%	33.81%
Golden Arrow Selected Stock Fund (01-05-1983)	AKDIML	-34.45%	16.00%	13.94%	34.85%	84.36%	51.71%	39.78%	9.60%	49.86%	-11.14%	566.57%	209.48%	45.94%
PIML Value Equity Fund (13-03-2015)	AWTIL	-	-	-	-	-	-	9.11%	4.99%	22.36%	-19.46%	12.89%	N/A	3.46%
Faysal Stock Fund (Formerly: Faysal Balanced Growth Fund) (19-04-2004)	FAML	-24.00%	21.99%	9.98%	-4.69%	19.15%	14.69%	19.83%	7.39%	14.30%	-18.31%	59.58%	37.80%	0.28%
First Capital Mutual Fund (24-05-1995)	FCIL	-39.73%	13.72%	10.89%	8.65%	28.23%	32.88%	15.82%	6.97%	17.28%	-23.35%	56.69%	47.99%	-3.84%
First Habib Stock Fund (10-10-2009)	HAML	-	-4.57%	18.43%	3.67%	33.43%	22.60%	14.95%	1.26%	21.12%	-14.71%	130.47%	47.41%	4.60%
HBL Stock Fund (27-08-2007)	HBLAML	-17.80%	19.52%	28.20%	11.00%	44.42%	27.80%	8.26%	2.47%	23.89%	-11.85%	212.63%	54.84%	11.91%
HBL Energy Fund (20-01-2006)	HBLAML	-12.20%	13.52%	31.09%	9.33%	30.01%	23.92%	8.18%	-2.86%	30.12%	-2.33%	207.39%	65.51%	23.46%
PICIC Growth Fund (20-07-2004)	HBLAML	-36.08%	14.45%	16.75%	3.19%	58.55%	35.41%	-0.72%	3.39%	25.36%	-8.23%	123.46%	59.90%	18.94%
PICIC Investment Fund (07-06-2004)	HBLAML	-40.55%	14.90%	18.33%	4.29%	54.85%	35.39%	-1.12%	4.11%	23.18%	-8.54%	104.95%	57.02%	17.29%
HBL Equity Fund (24-09-2011)	HBLAML	-	-	-	13.03%	48.18%	41.93%	11.15%	6.71%	27.67%	-11.38%	219.00%	90.46%	20.73%
JS Growth Fund (06-06-2006)	JSIL	-45.02%	6.61%	22.56%	17.92%	56.91%	40.12%	12.43%	3.88%	37.58%	-15.92%	151.64%	89.31%	20.16%
JS Large Capital Fund (14-05-2004)	JSIL	-47.56%	4.65%	38.38%	14.87%	54.55%	39.65%	31.75%	4.77%	44.32%	-12.07%	229.77%	144.62%	32.95%
JS Value Fund (14-01-1996)	JSIL	-50.45%	-11.43%	25.89%	15.25%	64.30%	35.52%	9.73%	13.72%	25.54%	-12.79%	93.70%	85.15%	24.51%
Lakson Equity Fund (13-11-2009)	LI	-	-0.66%	20.44%	9.74%	40.02%	32.15%	23.93%	10.60%	26.40%	-12.74%	267.30%	99.79%	21.99%
MCB Pakistan Stock Market Fund (11-03-2002)	MCBAH	-26.32%	24.77%	21.07%	11.29%	49.42%	34.69%	39.35%	5.25%	29.54%	-7.51%	338.06%	136.68%	26.10%
NAFA Stock Fund (22-01-2007)	NBP Funds	-45.63%	16.74%	28.37%	21.98%	54.95%	36.33%	36.94%	11.43%	33.74%	-9.75			



# Ten years at a Glance - Returns

Fund Name	AMC Name	2009	2010	2011	2012	2013	2014	2015	2016	2017	2018	10 years (or Since inception for lesser period)	5 years	3 years
<b>Capital Protected</b>														
Allied Capital Protected Fund (19-02-2018)	ABL AMC	-	-	-	-	-	-	-	-	-	2.83%	2.83%	N/A	N/A
Alfalsh Capital Preservation Fund II (11-05-2018)	AGIML	-	-	-	-	-	-	-	-	-	-0.19%	-0.19%	N/A	N/A
JS Capital Protected Fund V (30-05-2016)	JSIL	-	-	-	-	-	-	-	0.10%	5.71%	2.15%	8.09%	N/A	8.09%
UBL Capital Protected Fund III (26-01-2017)	UBLFML	-	-	-	-	-	-	-	-	-	1.71%	0.49%	2.21%	N/A
<b>Fund of Funds - CPPI</b>														
UBL Active Principal Preservation Plan I (21-02-2018)	UBLFML	-	-	-	-	-	-	-	-	-	0.88%	0.88%	N/A	N/A
UBL Active Principal Preservation Plan II (31-05-2018)	UBLFML	-	-	-	-	-	-	-	-	-	0.63%	0.63%	N/A	N/A
<b>Aggressive Fixed Income</b>														
Alfalsh GHP Income Multiplier Fund (15-06-2007)	AGIML	3.24%	3.61%	-2.37%	-3.90%	11.23%	12.35%	14.15%	8.38%	5.90%	4.91%	72.38%	54.42%	20.40%
AKD Aggressive Income Fund (Formerly: AKD Income Fund) (22-03-2007)	AKDIML	-10.13%	9.01%	11.59%	10.41%	6.55%	5.44%	15.51%	9.66%	6.45%	3.58%	89.40%	47.27%	20.91%
BMA Chundrigar Road Savings Fund (23-08-2007)	BMA Funds	-3.30%	8.56%	-7.75%	-8.90%	13.35%	7.70%	12.26%	11.59%	5.51%	5.16%	49.69%	49.69%	23.81%
Faysal Income & Growth Fund (10-10-2005)	FAML	9.08%	11.31%	9.71%	13.55%	9.50%	8.82%	12.14%	9.41%	4.56%	5.15%	143.10%	46.78%	20.28%
Pakistan Income Enhancement Fund (28-08-2008)	MCBAH	18.40%	14.24%	12.41%	8.94%	7.21%	8.73%	13.61%	8.33%	5.06%	5.17%	162.56%	47.86%	19.69%
Askari High Yield Scheme (16-03-2006)	POAMCL	3.50%	-7.09%	5.40%	0.31%	1.61%	11.63%	12.16%	8.23%	5.34%	5.13%	55.06%	50.08%	19.87%
UBL Growth & Income Fund (Formerly: United Growth & Income Fund) (02-03-2006)	UBLFML	6.82%	9.46%	-10.38%	-12.32%	10.71%	18.36%	11.93%	12.09%	6.77%	5.21%	69.68%	66.81%	25.91%
<b>Balanced</b>														
HBL Multi Asset Fund (14-12-2007)	HBLAML	-13.22%	19.17%	23.55%	12.67%	37.59%	24.09%	4.88%	5.90%	18.40%	-6.28%	202.94%	52.93%	17.51%
Unit Trust of Pakistan (27-10-1997)	JSIL	18.13%	14.05%	13.23%	16.60%	42.01%	23.56%	13.52%	6.98%	24.50%	-12.51%	312.84%	63.43%	16.52%
Pakistan Capital Market Fund (24-01-2004)	MCBAH	-21.52%	20.41%	14.00%	9.40%	28.08%	26.05%	31.15%	5.17%	25.36%	-3.21%	218.43%	110.95%	27.61%
NAFA Multi Asset Fund (22-01-2007)	NBP Funds	-22.56%	12.38%	25.30%	15.54%	34.12%	25.41%	26.80%	8.69%	28.42%	-6.16%	252.00%	108.31%	30.99%
Primus Strategic Multi Asset Fund (23-08-2013)	PIML	-	-	-	-	-	9.27%	28.64%	6.82%	15.61%	(merged into PAAP)	-	-	-
First Dawood Mutual Fund (22-03-2005)	786 IL	-29.52%	-6.91%	13.41%	-6.29%	-	-	-	-	-	50.52%	-3.05%	1.76%	N/A
<b>Asset Allocation</b>														
Alfalsh GHP Value Fund (29-10-2005)	AGIML	2.74%	17.36%	5.65%	5.77%	30.11%	19.52%	25.48%	18.30%	26.18%	-12.04%	245.20%	96.92%	31.30%
PIML Asset Allocation Fund (12-04-2016)	AWTIL	-	-	-	-	-	-	-	2.86%	2.74%	-12.15%	-7.16%	N/A	-7.16%
Faysal Asset Allocation Fund (05-03-2007)	FAML	-38.30%	30.70%	20.59%	-0.02%	20.26%	17.01%	16.16%	-2.46%	4.67%	-21.64%	27.15%	8.74%	-20.00%
First Habib Asset Allocation Fund (08-11-2017)	HAML	-	-	-	-	-	-	-	-	-	0.83%	0.83%	N/A	N/A
Lakson Asset Allocation Developed Markets Fund (10-10-2011)	LI	-	-	-	6.42%	10.52%	9.64%	7.76%	8.00%	9.01%	13.06%	84.95%	57.26%	33.10%
Lakson Tactical Fund (10-10-2011)	LI	-	-	-	5.85%	3.44%	4.24%	8.86%	6.85%	17.23%	-5.70%	46.76%	34.05%	18.12%
MCB Pakistan Asset Allocation Fund (17-03-2008)	MCBAH	-23.53%	16.72%	20.86%	8.65%	19.23%	11.94%	19.40%	3.21%	9.54%	-2.55%	105.79%	47.26%	10.17%
MCB Pakistan Frequent Payout Fund (16-11-2015)	MCBAH	-	-	-	-	-	-	-	3.54%	5.54%	4.50%	14.20%	N/A	14.20%
NAFA Asset Allocation Fund (21-08-2010)	NBP Funds	-	-	19.45%	14.38%	31.99%	13.66%	24.64%	7.61%	29.90%	-6.79%	232.83%	84.56%	30.28%
Askari Asset Allocation Fund (02-06-2007)	POAMCL	-37.85%	7.61%	13.47%	12.12%	39.87%	19.29%	14.54%	-6.25%	10.49%	-18.84%	36.71%	14.86%	-15.94%
Pak Oman Advantage Asset Allocation Fund (30-10-2008)	POAMCL	21.68%	-1.76%	15.08%	-0.89%	31.82%	8.74%	12.58%	7.76%	19.89%	-21.69%	122.58%	23.85%	1.17%
UBL Asset Allocation Fund (20-08-2013)	UBLFML	-	-	-	-	-	13.47%	22.75%	12.31%	14.51%	-0.15%	78.86%	78.86%	28.42%
<b>Fund of Funds</b>														
ABL Financial Planning Fund (Active Plan) (31-12-2015)	ABL AMC	-	-	-	-	-	-	-	5.29%	19.28%	-11.47%	11.18%	N/A	11.18%
ABL Financial Planning Fund (Conservative Plan) (31-12-2015)	ABL AMC	-	-	-	-	-	-	-	4.41%	10.35%	0.01%	15.23%	N/A	15.23%
ABL Financial Planning Fund (Strategic Allocation Plan) (30-12-2016)	ABL AMC	-	-	-	-	-	-	-	-	0.57%	-2.43%	-1.88%	N/A	N/A
Alfalsh GHP Prosperity Planning Fund (Alfalsh GHP Active Allocation Plan) (12-09-2015)	AGIML	-	-	-	-	-	-	-	-	7.78%	16.65%	-8.88%	14.55%	N/A
Alfalsh GHP Prosperity Planning Fund (Alfalsh GHP Conservative Allocation Plan) (12-09-2015)	AGIML	-	-	-	-	-	-	-	-	5.53%	8.46%	0.98%	15.58%	N/A
Alfalsh GHP Prosperity Planning Fund (Alfalsh GHP Moderate Allocation Plan) (12-09-2015)	AGIML	-	-	-	-	-	-	-	-	7.60%	12.07%	-2.63%	17.42%	N/A
HBL Financial Planning Fund (Active Allocation Plan) (11-10-2017)	HBLAML	-	-	-	-	-	-	-	-	-	2.65%	2.65%	N/A	N/A
HBL Financial Planning Fund (Conservative Allocation Plan) (11-10-2017)	HBLAML	-	-	-	-	-	-	-	-	-	3.76%	3.76%	N/A	N/A
HBL Financial Planning Fund (Strategic Allocation Plan) (11-10-2017)	HBLAML	-	-	-	-	-	-	-	-	-	2.52%	2.52%	N/A	N/A
JS Fund of Funds (31-10-2005)	JSIL	-25.69%	13.99%	31.70%	20.00%	21.01%	40.09%	20.44%	9.08%	21.36%	-9.54%	227.30%	102.05%	19.75%
<b>Index Tracker</b>														
AKD Index Tracker Fund (11-10-2005)	AKDIML	-41.47%	30.37%	25.09%	7.68%	46.94%	36.40%	13.20%	4.73%	20.77%	-11.55%	160.91%	72.75%	11.88%
<b>Commodity</b>														
Atlas Gold Fund (15-07-2013)	AAML	-	-	-	-	-	6.11%	-4.31%	13.11%	-3.32%	(matured)	-	-	-
UBL Gold Fund (13-02-2013)	UBLFML	-	-	-	-	-	-17.14%	12.89%	-6.02%	13.56%	-2.63%	(matured)	-	-
<b>Shariah Compliant Money Market</b>														
Meezan Cash Fund (15-06-2009)	AL MEEZAN	8.08%	10.10%	11.02%	10.71%	8.07%	7.07%	7.46%	4.58%	6.07%	4.29%	110.38%	33.10%	15.68%
HBL Islamic Money Market Fund (09-05-2011)	HBLAML	-	-	10.46%	10.33%	8.45%	6.86%	6.70%	4.29%	4.19%	4.32%	70.83%	29.25%	13.36%
NAFA Islamic Money Market Fund (28-02-2018)	NBP Funds	-	-	-	-	-	-	-	-	-	4.54%	4.54%	N/A	N/A
Al Ameen Islamic Cash Fund (19-09-2012)	UBLFML	-	-	-	-	6.71%	6.56%	6.56%	4.81%	4.70%	5.01%	39.62%	30.84%	15.23%
<b>Shariah Compliant Income</b>														
Atlas Islamic Income Fund (18-10-2008)	AAML	11.50%	9.22%	9.90%	10.11%	8.65%	8.22%	7.21%	4.97%	5.97%	4.92%	116.83%	35.42%	16.71%
ABL Islamic Income Fund (Formerly: ABL Islamic Cash Fund) (30-07-2010)	ABL AMC	-	-	10.19%	11.01%	9.22%	8.88%	8.69%	5.82%	5.69%	4.37%	84.54%	38.13%	16.72%
Alfalsh GHP Islamic Income Fund (03-12-2009)	AGIML	-	9.03%	10.20%	9.70%	7.31%	6.01%	6.85%	4.91%	5.35%	4.22%	84.55%	30.47%	15.18%
AKD Islamic Income Fund (20-02-2018)	AKDIML	-	-	-	-	-	-	-	-	-	4.39%	4.39%	N/A	N/A
Meezan Islamic Income Fund (15-01-2007)	AL MEEZAN	10.15%	7.31%	11.77%	7.79%	14.45%	11.90%	8.13%	5.75%	5.10%	4.27%	128.54%	40.22%	15.89%
Meezan Sovereign Fund (10-02-2010)	AL MEEZAN	-	9.49%	11.45%	11.15%	9.12%	8.50%	6.81%	5.10%	6.58%	2.58%	97.08%	33.17%	14.90%
PIML Islamic Income Fund (04-03-2014)	AWTIL	-	-	-	-	-	5.46%	5.09%	6.26%	4.37%	4.14%	28.00%	28.00%	15.49%
Faysal Islamic Savings Growth Fund (14-06-2010)	FAML	-	9.91%	10.33%	11.24%	8.28%	7.65%	8.22%	5.50%	5.30%	4.42%	97.42%	35.16%	16.01%
First Habib Islamic Income Fund (23-01-2017)	HAML	-	-	-	-	-	-	-	-	3.32%	3.49%	6.93%	N/A	N/A
HBL Islamic Income Fund (Formerly: PICIC Islamic Income Fund) (29-05-2014)	HBLAML	-	-	-	-	-	0.81%	8.37%	4.82%	5.28%	5.18%	27.10%	27.10%	16.34%
JS Islamic Income Fund (05-06-2013)	JSIL	-	-	-	-	6.51%	8.80%	6.22%	3.66%	3.56%	3.42%	36.64%	28.30%	11.02%



# Ten years at a Glance - Returns

Fund Name	AMC Name	2009	2010	2011	2012	2013	2014	2015	2016	2017	2018	10 years (or Since inception for lesser period)	5 years	3 years
<b>Shariah Compliant Income</b>														
Alhambra Islamic Income Fund (Formerly: MCB Islamic Income Fund) (19-06-2011)	MCBAH	-	-	8.40%	10.40%	8.91%	8.36%	6.57%	5.05%	6.49%	4.96%	76.76%	35.61%	17.42%
Alhambra Daily Dividend Fund (10-04-2018)	MCBAH	-	-	-	-	-	-	-	-	-	4.97%	4.97%	N/A	N/A
NAFA Active Allocation Riba Free Savings Fund (19-01-2016)	NBP Funds	-	-	-	-	-	-	-	4.45%	3.83%	4.07%	12.87%	N/A	12.87%
NAFA Riba Free Savings Fund (21-08-2010)	NBP Funds	-	-	10.39%	10.83%	8.72%	7.82%	7.36%	5.52%	5.87%	5.24%	80.99%	36.08%	17.56%
NAFA Islamic Income Fund (29-10-2007)	NBP Funds	-4.41%	-4.87%	9.04%	19.07%	6.80%	13.65%	9.21%	7.41%	5.39%	5.14%	86.26%	47.72%	19.02%
NIT Islamic Income Fund (04-07-2016)	NITL	-	-	-	-	-	-	-	-	-	4.61%	4.41%	9.23%	N/A
Askari Islamic Income Fund (18-09-2009)	POAMCL	-	22.80%	12.24%	12.09%	8.74%	7.93%	6.44%	5.08%	5.49%	4.78%	124.16%	33.43%	16.15%
Pak Oman Advantage Islamic Income Fund (30-10-2008)	POAMCL	15.83%	3.56%	9.19%	11.18%	6.91%	3.43%	4.67%	4.37%	6.42%	5.00%	96.55%	26.26%	16.62%
Al Ameen Islamic Sovereign Fund (07-11-2010)	UBLFML	-	-	11.83%	11.37%	9.09%	8.78%	6.15%	4.35%	5.56%	3.03%	78.03%	31.03%	13.48%

## Shariah Compliant Equity

Atlas Islamic Stock Fund (01-01-2007)	AAML	-22.68%	25.14%	43.77%	27.51%	48.67%	21.73%	21.37%	5.73%	29.25%	-7.88%	390.44%	86.00%	25.88%
ABL Islamic Dedicated Stock Fund (19-12-2016)	ABL AMC	-	-	-	-	-	-	-	-	2.85%	-16.40%	-14.02%	N/A	N/A
ABL Islamic Stock Fund (11-06-2013)	ABL AMC	-	-	-	-	-3.24%	24.67%	29.03%	5.58%	31.18%	-15.93%	81.22%	87.28%	16.43%
Alfalah GHP Islamic Stock Fund (04-09-2007)	AGIML	8.63%	17.95%	10.15%	12.18%	36.25%	18.42%	23.79%	20.33%	24.81%	-14.44%	306.37%	88.39%	28.51%
Alfalah GHP Islamic Dedicated Equity Fund (25-05-2017)	AGIML	-	-	-	-	-	-	-	-	-3.12%	-12.45%	-15.19%	N/A	N/A
AKD Islamic Stock Fund (20-02-2018)	AKDIML	-	-	-	-	-	-	-	-	-	-6.00%	-6.00%	N/A	N/A
AL Meezan Mutual Fund (13-07-1995)	AL MEEZAN	-31.67%	31.23%	37.37%	19.03%	50.56%	29.82%	22.02%	15.54%	23.02%	-16.47%	315.21%	88.08%	18.73%
Meezan Dedicated Equity Fund (06-10-2017)	AL MEEZAN	-	-	-	-	-	-	-	-	-	-2.93%	-2.93%	N/A	N/A
Meezan Energy Fund (30-11-2016)	AL MEEZAN	-	-	-	-	-	-	-	-	6.93%	-0.89%	5.98%	N/A	N/A
Meezan Islamic Fund (08-08-2003)	AL MEEZAN	-29.51%	30.88%	38.72%	19.46%	50.76%	29.15%	21.64%	17.40%	22.89%	-17.12%	332.99%	87.86%	19.58%
PIML Islamic Equity Fund (04-03-2014)	AWTIL	-	-	-	-	-	4.58%	24.96%	7.30%	17.01%	-21.47%	28.87%	28.87%	-1.40%
First Habib Islamic Stock Fund (09-11-2012)	HAML	-	-	-	-	11.36%	12.34%	5.08%	1.66%	14.90%	-16.16%	28.74%	15.60%	-2.07%
HBL Islamic Stock Fund (09-05-2011)	HBLAML	-	-	2.50%	16.52%	44.86%	30.67%	11.80%	1.00%	24.51%	-13.99%	173.36%	58.00%	8.15%
HBL Islamic Equity Fund (29-05-2014)	HBLAML	-	-	-	-	-	0.88%	24.49%	10.96%	24.42%	-12.32%	52.04%	52.04%	21.06%
JS Islamic Fund (27-12-2002)	JSIL	-43.48%	15.02%	39.48%	25.84%	45.49%	38.43%	42.90%	5.88%	46.07%	-19.77%	307.53%	145.47%	24.08%
JS Islamic Dedicated Equity Fund (21-03-2018)	JSIL	-	-	-	-	-	-	-	-	-	-2.13%	-2.13%	N/A	N/A
Alhambra Islamic Stock Fund (Formerly: MCB Pakistan Islamic Stock Fund) (01-09-2004)	MCBAH	-27.38%	18.54%	19.12%	14.89%	32.32%	31.34%	19.20%	3.89%	29.97%	-12.00%	190.02%	86.05%	18.83%
NAFA Islamic Active Allocation Equity Fund (19-01-2016)	NBP Funds	-	-	-	-	-	-	-	18.76%	30.10%	-14.14%	32.67%	N/A	32.67%
NAFA Islamic Energy Fund (21-04-2016)	NBP Funds	-	-	-	-	-	-	-	9.49%	32.21%	-3.24%	40.06%	N/A	40.06%
NAFA Islamic Stock Fund (12-01-2015)	NBP Funds	-	-	-	-	-	-	11.39%	12.89%	32.46%	-12.78%	45.26%	N/A	30.41%
NIT Islamic Equity Fund (18-05-2015)	NITL	-	-	-	-	-	-	2.70%	5.74%	18.38%	-16.37%	7.52%	N/A	4.69%
Al Ameen Islamic Dedicated Equity Fund (15-12-2015)	UBLFML	-	-	-	-	-	-	-	9.97%	26.87%	-13.30%	20.97%	N/A	20.97%
Al Ameen Shariah Stock Fund (24-12-2006)	UBLFML	-18.38%	16.36%	26.41%	17.75%	49.59%	34.36%	27.13%	14.47%	29.21%	-12.38%	368.09%	121.36%	29.60%

## Shariah Compliant Capital Protected

NAFA Islamic Principal Protected Fund I (06-03-2014)	NBP Funds	-	-	-	-	-	2.63%	21.34%	4.18%	21.06%	(matured)	-	-	-
NAFA Islamic Principal Protected Fund II (30-06-2014)	NBP Funds	-	-	-	-	-	0.12%	21.05%	3.30%	25.82%	0.80%	58.78%	58.78%	31.02%

## Shariah Compliant Fund of Funds - CCPI

Meezan Strategic Allocation Fund (Meezan Capital Preservation Plan III) (19-12-2017)	AL MEEZAN	-	-	-	-	-	-	-	-	-	0.19%	0.19%	N/A	N/A
Meezan Strategic Allocation Fund II (Meezan Capital Preservation Plan IV) (05-03-2018)	AL MEEZAN	-	-	-	-	-	-	-	-	-	-0.40%	-0.40%	N/A	N/A
Meezan Strategic Allocation Fund III (Meezan Capital Preservation Plan V) (04-05-2018)	AL MEEZAN	-	-	-	-	-	-	-	-	-	0.06%	0.06%	N/A	N/A
JS Islamic Hybrid Fund of Funds II (JS Islamic Capital Preservation Allocation Plan II) (22-01-2018)	JSIL	-	-	-	-	-	-	-	-	-	0.23%	0.23%	N/A	N/A
JS Islamic Hybrid Fund of Funds III (JS Islamic Capital Preservation Allocation Plan III) (17-04-2018)	JSIL	-	-	-	-	-	-	-	-	-	-0.20%	-0.20%	N/A	N/A
NAFA Islamic Principal Preservation Fund (12-01-2015)	NBP Funds	-	-	-	-	-	-	5.07%	3.97%	15.06%	(matured)	-	-	-
NAFA Islamic Capital Preservation Plan I (28-02-2018)	NBP Funds	-	-	-	-	-	-	-	-	-	0.37%	0.37%	N/A	N/A
NAFA Islamic Capital Preservation Plan II (27-04-2018)	NBP Funds	-	-	-	-	-	-	-	-	-	0.58%	0.58%	N/A	N/A
NAFA Islamic Capital Preservation Plan III (22-06-2018)	NBP Funds	-	-	-	-	-	-	-	-	-	0.10%	0.10%	N/A	N/A
Al Ameen Islamic Active Principal Preservation Plan I (20-03-2018)	UBLFML	-	-	-	-	-	-	-	-	-	0.44%	0.44%	N/A	N/A
Al Ameen Islamic Active Principal Preservation Plan II (28-05-2018)	UBLFML	-	-	-	-	-	-	-	-	-	0.64%	0.64%	N/A	N/A

## Shariah Compliant Aggressive Fixed Income

Al Ameen Islamic Aggressive Income Fund (20-10-2007)	UBLFML	3.30%	3.78%	-4.00%	6.14%	6.91%	14.36%	8.26%	7.06%	4.81%	3.49%	67.88%	43.76%	16.13%
--	--------	-------	-------	--------	-------	-------	--------	-------	-------	-------	-------	--------	--------	--------

## Shariah Compliant Balanced Fund

Meezan Balanced Fund (20-12-2004)	AL MEEZAN	-10.79%	22.73%	25.37%	16.81%	31.75%	19.66%	15.90%	12.07%	14.86%	-8.93%	243.43%	62.57%	17.22%
-----------------------------------	-----------	---------	--------	--------	--------	--------	--------	--------	--------	--------	--------	---------	--------	--------

## Shariah Compliant Asset Allocation

ABL Islamic Asset Allocation Fund (31-05-2018)	ABL AMC	-	-	-	-	-	-	-	-	-	0.08%	0.08%	N/A	N/A	
Alfalah GHP Islamic Value Fund (12-10-2017)	AGIML	-	-	-	-	-	-	-	-	-	0.53%	0.53%	N/A	N/A	
Meezan Asset Allocation Fund (18-04-2016)	AL MEEZAN	-	-	-	-	-	-	-	2.77%	18.10%	-12.50%	6.21%	N/A	6.21%	
Faysal Islamic Asset Allocation Fund (09-09-2015)	FAML	-	-	-	-	-	-	-	-4.02%	23.04%	-19.77%	-5.26%	N/A	-5.26%	
HBL Islamic Asset Allocation Fund (11-01-2016)	HBLAML	-	-	-	-	-	-	-	3.35%	9.83%	-0.78%	12.63%	N/A	12.63%	
Lakson Islamic Tactical Fund (10-10-2011)	LI	-	-	-	6.23%	5.46%	6.40%	4.96%	4.42%	8.99%	-7.71%	31.41%	17.30%	5.03%	
Alhambra Islamic Asset Allocation Fund (Formerly: Pak. Intl. Element Islamic Asset Allocation Fund) (02-05-2006)	MCBAH	-15.87%	7.38%	15.08%	15.64%	28.41%	18.86%	35.64%	5.09%	27.74%	-4.06%	220.58%	107.66%	28.80%	
NAFA Islamic Asset Allocation Fund (29-10-2007)	NBP Funds	-10.09%	17.46%	28.44%	13.26%	36.29%	22.23%	33.77%	13.10%	20.31%	-8.66%	325.52%	103.24%	24.29%	
Askari Islamic Asset Allocation Fund (18-09-2009)	POAMCL	-	12.90%	11.77%	10.30%	30.80%	12.53%	11.93%	-2.82%	13.08%	-20.00%	101.59%	10.73%	-12.09%	
Pak Oman Islamic Asset Allocation Fund (30-10-2008)	POAMCL	10.84%	3.03%	22.73%	11.79%	20.39%	17.32%	15.61%	10.37%	17.34%	-21.38%	160.52%	38.11%	1.82%	
Al Ameen Islamic Asset Allocation Fund (11-12-2013)	UBLFML	-	-	-	-	-	5.26%	17.98%	9.15%	14.60%	-1.33%	53.27%	53.27%	23.43%	
Dawood Islamic Fund (14-07-2007)	786 IL	0.97%	6.38%	13.45%	-7.66%	-	-	-	-	-	10.60%	-11.73%	9.85%	N/A	N/A



# Ten years at a Glance - Returns

Fund Name	AMC Name	2009	2010	2011	2012	2013	2014	2015	2016	2017	2018	10 years (or Since inception for lesser period)	5 years	3 years	
<b>Shariah Compliant Fund of Funds</b>															
ABL Islamic Financial Planning Fund (Active Allocation Plan) (22-12-2015)	ABL AMC	-	-	-	-	-	-	-	3.53%	18.26%	-10.92%	9.07%	N/A	9.07%	
ABL Islamic Financial Planning Fund (Aggressive Allocation Plan) (22-12-2015)	ABL AMC	-	-	-	-	-	-	-	6.46%	21.85%	-10.64%	15.93%	N/A	15.93%	
ABL Islamic Financial Planning Fund (Conservative Allocation Plan) (22-12-2015)	ABL AMC	-	-	-	-	-	-	-	3.52%	10.08%	-0.67%	13.19%	N/A	13.19%	
ABL Islamic Financial Planning Fund (Strategic Allocation Plan) (31-03-2016)	ABL AMC	-	-	-	-	-	-	-	1.69%	12.18%	-7.64%	5.37%	N/A	5.37%	
ABL Islamic Financial Planning Fund (Strategic Allocation Plan II) (09-09-2016)	ABL AMC	-	-	-	-	-	-	-	-	1.22%	-7.18%	-6.06%	N/A	N/A	
ABL Islamic Financial Planning Fund (Strategic Allocation Plan III) (03-03-2017)	ABL AMC	-	-	-	-	-	-	-	-	0.34%	-1.72%	-1.38%	N/A	N/A	
ABL Islamic Financial Planning Fund (Strategic Allocation Plan IV) (18-09-2017)	ABL AMC	-	-	-	-	-	-	-	-	-	1.80%	1.80%	N/A	N/A	
Alfalsh GHP Islamic Prosperity Planning Fund (Alfalsh GHP Islamic Active Allocation Plan) (11-06-2016)	AGIML	-	-	-	-	-	-	-	-0.86%	14.72%	-8.05%	4.58%	N/A	4.58%	
Alfalsh GHP Islamic Prosperity Planning Fund (Alfalsh GHP Islamic Active Allocation Plan II) (01-11-2016)	AGIML	-	-	-	-	-	-	-	-	7.29%	-8.36%	-1.67%	N/A	N/A	
Alfalsh GHP Islamic Prosperity Planning Fund (Alfalsh GHP Islamic Active Allocation Plan III) (24-06-2017)	AGIML	-	-	-	-	-	-	-	-	-0.31%	-4.44%	-4.73%	N/A	N/A	
Alfalsh GHP Islamic Prosperity Planning Fund (Alfalsh GHP Islamic Balance Allocation Plan) (11-06-2016)	AGIML	-	-	-	-	-	-	-	0.10%	7.80%	0.51%	8.46%	N/A	8.46%	
Meezan Financial Planning Fund of Funds (Aggressive) (12-04-2013)	AL MEEZAN	-	-	-	-	8.96%	22.10%	16.46%	13.28%	16.93%	-11.96%	80.70%	65.84%	16.63%	
Meezan Financial Planning Fund of Funds (Conservative) (12-04-2013)	AL MEEZAN	-	-	-	-	3.72%	12.61%	10.04%	8.72%	9.75%	-1.60%	50.90%	45.49%	17.41%	
Meezan Financial Planning Fund of Funds (Moderate) (12-04-2013)	AL MEEZAN	-	-	-	-	6.50%	17.33%	13.56%	11.28%	13.34%	-6.81%	66.78%	56.60%	17.53%	
Meezan Financial Planning Fund of Funds (MAAP I) (09-07-2015)	AL MEEZAN	-	-	-	-	-	-	-	-	11.66%	18.82%	-6.10%	24.58%	24.58%	
Meezan Financial Planning Fund of Funds (MAAP II) (27-11-2015)	AL MEEZAN	-	-	-	-	-	-	-	-	14.80%	18.05%	(matured)			
Meezan Financial Planning Fund of Funds (MAAP III) (26-01-2016)	AL MEEZAN	-	-	-	-	-	-	-	-	13.46%	18.00%	(matured)			
Meezan Financial Planning Fund of Funds (MAAP IV) (24-05-2016)	AL MEEZAN	-	-	-	-	-	-	-	-	0.73%	16.90%	-13.82%	1.48%	N/A	
Meezan Strategic Allocation Fund (MSAP I) (19-10-2016)	AL MEEZAN	-	-	-	-	-	-	-	-	8.86%	-12.77%	-5.04%	N/A	N/A	
Meezan Strategic Allocation Fund (MSAP II) (22-12-2016)	AL MEEZAN	-	-	-	-	-	-	-	-	-1.24%	-12.83%	-13.91%	N/A	N/A	
Meezan Strategic Allocation Fund (MSAP III) (20-02-2017)	AL MEEZAN	-	-	-	-	-	-	-	-	-3.32%	-13.09%	-15.97%	N/A	N/A	
Meezan Strategic Allocation Fund (MSAP IV) (24-04-2017)	AL MEEZAN	-	-	-	-	-	-	-	-	-3.00%	-11.92%	-14.56%	N/A	N/A	
Meezan Strategic Allocation Fund (MSAP V) (17-08-2017)	AL MEEZAN	-	-	-	-	-	-	-	-	-	-2.52%	-2.52%	N/A	N/A	
HBL Islamic Financial Planning Fund (Active Allocation Plan) (19-06-2017)	HBLAML	-	-	-	-	-	-	-	-	0.17%	0.40%	0.58%	N/A	N/A	
HBL Islamic Financial Planning Fund (Conservative Allocation Plan) (19-06-2017)	HBLAML	-	-	-	-	-	-	-	-	0.34%	1.40%	1.74%	N/A	N/A	
HBL Islamic Financial Planning Fund (Strategic Allocation Plan) (19-06-2017)	HBLAML	-	-	-	-	-	-	-	-	0.51%	1.36%	1.87%	N/A	N/A	
JS Islamic Hybrid Fund of Funds (JS Islamic Active Allocation Plan I) (21-09-2017)	JSIL	-	-	-	-	-	-	-	-	-	-0.33%	-0.33%	N/A	N/A	
JS Islamic Hybrid Fund of Funds II (JS Islamic Active Allocation Plan II) (23-10-2017)	JSIL	-	-	-	-	-	-	-	-	-	-1.96%	-1.96%	N/A	N/A	
JS Islamic Hybrid Fund of Funds (Mufeed) (07-06-2017)	JSIL	-	-	-	-	-	-	-	-	-2.08%	-18.01%	-19.72%	N/A	N/A	
JS Islamic Hybrid Fund of Funds (Munafa) (07-06-2017)	JSIL	-	-	-	-	-	-	-	-	-2.14%	-18.34%	-20.09%	N/A	N/A	
JS Islamic Hybrid Fund of Funds (Mustahkem) (07-06-2017)	JSIL	-	-	-	-	-	-	-	-	-0.72%	-2.56%	-3.26%	N/A	N/A	
JS Islamic Hybrid Fund of Funds (Mustanad) (07-06-2017)	JSIL	-	-	-	-	-	-	-	-	0.19%	6.47%	6.67%	N/A	N/A	
JS Islamic Hybrid Fund of Funds (Mutanasib) (07-06-2017)	JSIL	-	-	-	-	-	-	-	-	-1.62%	-17.21%	-18.55%	N/A	N/A	
Alhamra Islamic Active Allocation Fund (29-12-2016)	MCBAH	-	-	-	-	-	-	-	-	0.82%	-6.84%	-6.08%	N/A	N/A	
Alhamra Islamic Active Allocation Fund II (16-06-2017)	MCBAH	-	-	-	-	-	-	-	-	0.19%	-0.43%	-0.25%	N/A	N/A	
NAFA Islamic Active Allocation Plan I (18-01-2016)	NBP Funds	-	-	-	-	-	-	-	10.73%	24.26%	-11.97%	21.12%	N/A	21.12%	
NAFA Islamic Active Allocation Plan II (07-03-2016)	NBP Funds	-	-	-	-	-	-	-	7.44%	23.65%	-11.13%	18.06%	N/A	18.06%	
NAFA Islamic Active Allocation Plan III (29-06-2016)	NBP Funds	-	-	-	-	-	-	-	0.08%	20.00%	-8.94%	9.36%	N/A	9.36%	
NAFA Islamic Active Allocation Plan IV (01-10-2016)	NBP Funds	-	-	-	-	-	-	-	-	12.18%	-9.55%	1.47%	N/A	N/A	
NAFA Islamic Active Allocation Plan V (13-01-2017)	NBP Funds	-	-	-	-	-	-	-	-	-1.32%	-9.15%	-10.35%	N/A	N/A	
NAFA Islamic Active Allocation Plan VI (27-05-2017)	NBP Funds	-	-	-	-	-	-	-	-	-5.54%	-7.82%	-12.94%	N/A	N/A	
NAFA Islamic Active Allocation Plan VII (30-06-2017)	NBP Funds	-	-	-	-	-	-	-	-	-0.02%	-6.49%	-6.51%	N/A	N/A	
NAFA Islamic Active Allocation Plan VIII (03-11-2017)	NBP Funds	-	-	-	-	-	-	-	-	-	0.31%	0.31%	N/A	N/A	
Al Ameen Islamic Active Allocation Plan II (28-09-2015)	UBLFML	-	-	-	-	-	-	-	11.36%	21.73%	(matured)				
Al Ameen Islamic Active Allocation Plan III (23-12-2015)	UBLFML	-	-	-	-	-	-	-	8.39%	21.41%	(matured)				
Al Ameen Islamic Active Allocation Plan IV (29-03-2016)	UBLFML	-	-	-	-	-	-	-	7.13%	21.49%	(matured)				
Al Ameen Islamic Active Allocation Plan V (05-08-2016)	UBLFML	-	-	-	-	-	-	-	-	15.54%	-8.13%	6.15%	N/A	N/A	
Al Ameen Islamic Active Allocation Plan VI (21-11-2016)	UBLFML	-	-	-	-	-	-	-	-	7.90%	-9.53%	-2.38%	N/A	N/A	
Al Ameen Islamic Active Allocation Plan VII (17-02-2017)	UBLFML	-	-	-	-	-	-	-	-	-1.91%	-8.10%	-9.86%	N/A	N/A	
Al Ameen Islamic Active Allocation Plan VIII (30-05-2017)	UBLFML	-	-	-	-	-	-	-	-	-3.13%	-6.99%	-9.90%	N/A	N/A	
Al Ameen Islamic Active Allocation Plan IX (31-08-2017)	UBLFML	-	-	-	-	-	-	-	-	-	-0.89%	-0.89%	N/A	N/A	
Al Ameen Islamic Active Allocation Plan X (15-12-2017)	UBLFML	-	-	-	-	-	-	-	-	-	1.66%	1.66%	N/A	N/A	

## Shariah Compliant Index Tracker

KSE Meezan Index Fund (28-05-2012)	AL MEEZAN	-	-	-	-2.34%	49.64%	26.49%	17.06%	13.32%	15.89%	-11.19%	152.38%	72.70%	16.63%
------------------------------------	-----------	---	---	---	--------	--------	--------	--------	--------	--------	---------	---------	--------	--------

## Shariah Compliant Commodities

Meezan Gold Fund (13-08-2015)	AL MEEZAN	-	-	-	-	-	-	-	10.59%	-7.21%	11.99%	14.92%	N/A	14.92%
-------------------------------	-----------	---	---	---	---	---	---	---	--------	--------	--------	--------	-----	--------

# Ten years at a Glance - Returns

Fund Name	AMC Name	2009	2010	2011	2012	2013	2014	2015	2016	2017	2018	10 years (or Since inception for lesser period)	5 years	3 years
<b>Conventional Voluntary Pension Schemes</b>														
Atlas Pension Fund (27-06-2007)	AAML													
Equity		-17.31%	20.71%	29.73%	16.72%	52.48%	35.30%	21.13%	4.50%	28.72%	-2.97%	392.87%	113.87%	30.50%
Debt		9.07%	8.98%	9.64%	10.16%	8.47%	7.83%	13.03%	7.88%	5.24%	4.96%	126.15%	45.23%	19.16%
Money Market		9.91%	9.51%	10.80%	10.35%	8.15%	7.59%	7.93%	5.74%	5.53%	5.36%	117.28%	36.51%	17.56%
Gold					0.05%	5.98%	-4.60%	12.92%	-2.78%	(matured)				
ABL Pension Fund (20-08-2014)	ABL AMC													
Equity		-	-	-	-	-	-	28.79%	10.56%	-11.98%	-16.26%	4.96%	4.96%	-18.51%
Debt		-	-	-	-	-	-	20.92%	12.14%	1.26%	3.72%	42.41%	42.41%	17.77%
Money Market		-	-	-	-	-	-	6.14%	4.15%	1.68%	3.85%	16.73%	16.73%	9.97%
Alfalah GHP Pension Fund (8-11-2016)	AGIML													
Equity		-	-	-	-	-	-	-	-	-6.16%	-12.31%	-17.71%	-17.71%	N/A
Debt		-	-	-	-	-	-	-	-	2.86%	3.61%	6.57%	6.57%	N/A
Money Market		-	-	-	-	-	-	-	-	2.95%	3.65%	6.70%	6.70%	N/A
HBL Pension Fund (15-12-2011)	HBLAML													
Equity		-	-	-	22.44%	45.43%	25.56%	31.58%	8.96%	27.33%	-10.24%	266.33%	105.72%	24.53%
Debt		-	-	-	8.05%	8.91%	7.44%	11.01%	8.04%	4.37%	3.99%	64.58%	39.85%	17.26%
Money Market		-	-	-	8.36%	7.92%	7.13%	6.88%	4.15%	4.50%	4.38%	52.10%	30.07%	13.60%
JS Pension Savings Fund (25-06-2007)	JSIL													
Equity		-34.49%	19.67%	28.65%	17.09%	78.21%	61.51%	22.91%	3.35%	41.25%	-15.88%	413.12%	143.80%	22.81%
Debt		17.02%	5.88%	11.39%	11.15%	11.42%	4.36%	10.75%	5.29%	4.63%	4.38%	127.14%	32.90%	14.99%
Money Market		11.36%	-7.25%	11.36%	10.72%	11.34%	6.91%	6.69%	4.10%	4.42%	4.09%	82.98%	29.05%	13.15%
Pakistan Pension Fund (29-06-2007)	MCBAH													
Equity		-31.21%	30.93%	23.18%	15.06%	55.71%	49.60%	37.95%	10.77%	35.72%	-9.43%	458.54%	181.00%	36.16%
Debt		13.09%	9.72%	10.28%	10.91%	10.08%	7.16%	16.85%	7.35%	4.31%	4.31%	144.37%	46.26%	16.80%
Money Market		8.86%	9.84%	10.63%	10.32%	8.17%	7.20%	7.17%	4.40%	4.40%	4.39%	106.16%	30.59%	13.66%
NAFA Pension Fund (02-07-2013)	NBP Funds													
Equity		-	-	-	-	-	39.04%	49.64%	14.82%	37.34%	-7.39%	203.84%	203.84%	46.04%
Debt		-	-	-	-	-	8.19%	17.28%	5.54%	4.41%	4.34%	45.88%	45.88%	14.97%
Money Market		-	-	-	-	-	7.59%	7.75%	4.85%	4.36%	4.38%	32.41%	32.41%	14.22%
NIT Pension Fund (19-06-2015)	NITL													
Equity		-	-	-	-	-	-	0.19%	1.22%	19.04%	-16.14%	1.25%	1.25%	1.05%
Debt		-	-	-	-	-	-	6.64%	3.90%	4.48%	4.96%	21.50%	21.50%	13.94%
Money Market		-	-	-	-	-	-	6.64%	3.87%	4.17%	4.94%	21.08%	21.08%	13.55%
Gold		-	-	-	-	-	-	0.20%	10.05%	-1.70%	4.88%	13.68%	13.68%	13.46%
UBL Retirement Savings Fund (19-05-2010)	UBLFML													
Equity		-	-0.77%	26.50%	11.56%	66.42%	39.90%	47.71%	20.33%	30.10%	-12.39%	560.55%	183.42%	37.16%
Debt		-	5.60%	11.25%	10.87%	9.90%	7.80%	19.42%	12.29%	4.36%	4.63%	125.96%	57.84%	22.61%
Money Market		-	6.70%	10.85%	10.35%	8.52%	7.19%	7.27%	4.60%	4.55%	4.38%	85.91%	31.25%	14.15%
Gold		-	-	-	-	-	3.18%	-2.83%	13.77%	-1.05%	1.17%	14.20%	14.20%	13.89%
<b>Shariah Compliant Voluntary Pension Schemes</b>														
Atlas Islamic Pension Fund (15-09-2007)	AAML													
Islamic Equity		-1.88%	22.88%	39.45%	30.05%	49.02%	24.88%	24.32%	4.99%	28.29%	-9.54%	516.37%	89.16%	21.85%
Islamic Debt		10.37%	9.79%	5.75%	6.98%	7.79%	8.04%	5.53%	4.23%	5.39%	3.58%	91.70%	29.73%	13.78%
Islamic Money Market		11.00%	9.21%	9.79%	9.61%	7.12%	7.67%	5.97%	4.21%	4.88%	4.02%	102.72%	29.72%	13.69%
ABL Islamic Pension Fund (20-08-2014)	ABL AMC													
Islamic Equity		-	-	-	-	-	-	30.84%	11.31%	28.01%	-11.98%	64.11%	N/A	25.42%
Islamic Debt		-	-	-	-	-	-	6.56%	3.52%	4.52%	1.26%	16.75%	N/A	9.56%
Islamic Money Market		-	-	-	-	-	-	6.31%	2.24%	3.22%	1.68%	17.34%	N/A	7.31%
Alfalah GHP Islamic Pension Fund (8-11-2016)	AGIML													
Islamic Equity		-	-	-	-	-	-	-	-	-2.75%	-13.45%	-15.83%	N/A	N/A
Islamic Debt		-	-	-	-	-	-	-	-	-2.73%	1.51%	4.27%	N/A	N/A
Islamic Money Market		-	-	-	-	-	-	-	-	-2.21%	2.52%	4.79%	N/A	N/A
Meezan Tahaffuz Pension Fund (28-06-2007)	AL MEEZAN													
Islamic Equity		-25.80%	31.50%	36.01%	16.79%	53.95%	32.45%	26.57%	18.07%	20.40%	-16.46%	374.99%	99.08%	18.76%
Islamic Debt		10.20%	8.50%	10.87%	9.49%	8.21%	7.74%	6.43%	4.48%	4.94%	2.76%	102.92%	29.20%	12.68%
Islamic Money Market		11.10%	8.50%	10.73%	10.97%	7.71%	7.67%	6.87%	4.02%	4.40%	2.87%	105.09%	28.56%	11.72%
Islamic Commodities / Gold		-	-	-	-	-	-	-	-	-	-9.41%	12.12%	1.57%	N/A
HBL Islamic Pension Fund (15-12-2011)	HBLAML													
Islamic Equity		-	-	-	19.93%	50.30%	44.41%	25.92%	5.56%	27.56%	-12.02%	288.26%	115.40%	18.46%
Islamic Debt		-	-	-	6.95%	8.67%	7.04%	4.97%	3.23%	5.06%	2.89%	45.72%	25.38%	11.59%
Islamic Money Market		-	-	-	7.91%	7.70%	6.08%	5.28%	2.82%	4.15%	3.41%	43.72%	23.66%	10.74%
JS Islamic Pension Savings Fund (17-03-2008)	JSIL													
Islamic Equity		-9.59%	19.15%	40.70%	18.29%	55.70%	49.02%	32.03%	4.13%	38.01%	-20.95%	523.95%	123.51%	13.60%
Islamic Debt		11.15%	8.86%	12.39%	10.03%	7.86%	6.76%	3.90%	3.91%	5.17%	2.27%	100.09%	23.98%	11.77%
Islamic Money Market		6.21%	5.60%	7.74%	9.68%	6.56%	6.64%	5.32%	2.41%	3.85%	2.75%	73.34%	22.73%	9.27%
Pakistan Islamic Pension Fund (15-11-2007)	MCBAH													
Islamic Equity		-22.58%	23.04%	21.31%	24.72%	41.84%	42.10%	39.53%	14.84%	33.21%	-12.16%	444.62%	166.42%	34.38%
Islamic Debt		7.50%	11.53%	8.83%	8.43%	6.82%	8.22%	4.76%	4.04%	4.46%	2.99%	91.78%	26.88%	11.92%
Islamic Money Market		6.00%	7.67%	6.37%	8.36%	7.70%	6.86%	4.80%	2.36%	3.78%	3.34%	74.19%	22.94%	9.77%
NAFA Islamic Pension Fund (02-07-2013)	NBP Funds													
Islamic Equity		-	-	-	-	-	36.31%	51.50%	16.85%	35.78%	-10.54%	193.14%	193.14%	41.95%
Islamic Debt		-	-	-	-	-	8.19%	5.60%	3.77%	3.94%	2.77%	26.64%	26.64%	10.84%
Islamic Money Market		-	-	-	-	-	7.53%	6.15%	3.92%	3.82%	3.56%	27.52%	27.52%	11.72%
NIT Islamic Pension Fund (19-06-2015)	NITL													
Islamic Equity		-	-	-	-	-	-	0.04%	6.67%	24.07%	-19.51%	6.56%	N/A	6.52%
Islamic Debt		-	-	-	-	-	-	3.55%	3.06%	4.59%	3.24%	15.24%	N/A	11.28%
Islamic Money Market		-	-	-	-	-	-	3.58%	2.79%	3.52%	3.72%	14.32%	N/A	10.36%
Al Ameen Islamic Retirement Savings Fund (19-05-2010)	UBLFML													
Islamic Equity		-	-1.32%	31.55%	14.20%	55.55%	41.13%	45.54%	19.05%	30.45%	-14.07%	532.10%	174.11%	33.45%
Islamic Debt		-	4.78%	8.85%	9.81%	8.13%	7.48%	5.49%	3.39%	4.54%	2.78%	70.59%	25.96%	11.10%
Islamic Money Market		-	1.65%	7.66%	8.89%	7.79%	6.56%	5.69%	3.13%	4.03%	3.32%	60.37%	24.86%	10.85%



# Funds Launched/Matured during Financial Year 2018

## New Funds Launched

Inception Date	Fund Name	AMC	Category
17-Aug-17	Meezan Strategic Allocation Fund (MSAP V)	Al Meezan Investment Management Limited	Shariah Compliant Fund of Funds
31-Aug-17	Al Ameen Islamic Active Allocation Plan IX	UBL Fund Managers Limited	Shariah Compliant Fund of Funds
18-Sep-17	ABL Islamic Financial Planning Fund (Strategic Allocation Plan IV)	ABL Asset Management Company Limited	Shariah Compliant Fund of Funds
21-Sep-17	JS Islamic Hybrid Fund of Funds (JS Islamic Active Allocation Plan I)	JS Investments Limited	Shariah Compliant Fund of Funds
28-Sep-17	UBL Conservative Allocation Plan	UBL Fund Managers Limited	Fund of Funds
6-Oct-17	Meezan Dedicated Equity Fund	Al Meezan Investment Management Limited	Shariah Compliant Equity
11-Oct-17	HBL Financial Planning Fund (Active Allocation Plan)	HBL Asset Management Limited	Fund of Funds
11-Oct-17	HBL Financial Planning Fund (Conservative Allocation Plan)	HBL Asset Management Limited	Fund of Funds
11-Oct-17	HBL Financial Planning Fund (Strategic Allocation Plan)	HBL Asset Management Limited	Fund of Funds
12-Oct-17	Alfalah GHP Islamic Value Fund	Alfalah GHP Investment Management Limited	Shariah Compliant Asset Allocation
23-Oct-17	JS Islamic Hybrid Fund of Funds II (JS Islamic Active Allocation Plan II)	JS Investments Limited	Shariah Compliant Fund of Funds
3-Nov-17	NAFA Islamic Active Allocation Plan VIII	NBP Fund Management Limited (Formerly: NBP Fullerton Asset Management Limited)	Shariah Compliant Fund of Funds
8-Nov-17	First Habib Asset Allocation Fund	Habib Asset Management Limited	Asset Allocation
9-Nov-17	Al Ameen Islamic Conservative Allocation Plan	UBL Fund Managers Limited	Shariah Compliant Fund of Funds
15-Dec-17	Al Ameen Islamic Active Allocation Plan X	UBL Fund Managers Limited	Shariah Compliant Fund of Funds
19-Dec-17	Meezan Strategic Allocation Fund (Meezan Capital Preservation Plan III)	Al Meezan Investment Management Limited	Shariah Compliant Fund of Funds - CPPI
22-Jan-18	JS Islamic Hybrid Fund of Funds II (JS Islamic Capital Preservation Allocation Plan I)	JS Investments Limited	Shariah Compliant Fund of Funds - CPPI
14-Feb-18	NAFA Financial Sector Fund	NBP Fullerton Asset Management Limited	Equity
19-Feb-18	Allied Capital Protected Fund	ABL Asset Management Company Limited	Capital Protected
20-Feb-18	AKD Islamic Stock Fund	AKD Investment Management Limited	Shariah Compliant Equity
20-Feb-18	AKD Islamic Income Fund	AKD Investment Management Limited	Shariah Compliant Income
21-Feb-18	UBL Active Principal Preservation Plan I	UBL Fund Managers Limited	Fund of Funds - CPPI
28-Feb-18	NAFA Islamic Capital Preservation Plan I	NBP Fund Management Limited (Formerly: NBP Fullerton Asset Management Limited)	Shariah Compliant Fund of Funds - CPPI
28-Feb-18	NAFA Islamic Money Market Fund	NBP Fund Management Limited (Formerly: NBP Fullerton Asset Management Limited)	Shariah Compliant Money Market
6-Mar-18	Meezan Strategic Allocation Fund II (Meezan Capital Preservation Plan IV)	Al Meezan Investment Management Limited	Shariah Compliant Fund of Funds - CPPI
20-Mar-18	Al Ameen Islamic Active Principal Preservation Plan I	UBL Fund Managers Limited	Shariah Compliant Fund of Funds - CPPI
21-Mar-18	JS Islamic Dedicated Equity Fund	JS Investments Limited	Shariah Compliant Equity
6-Apr-18	UBL Financial Sector Fund	UBL Fund Managers Limited	Equity
10-Apr-18	Alhamra Daily Dividend Fund	MCB-Arif Habib Savings and Investments Limited	Shariah Compliant Income
17-Apr-18	JS Islamic Hybrid Fund of Funds II (JS Islamic Capital Preservation Allocation Plan II)	JS Investments Limited	Shariah Compliant Fund of Funds - CPPI
27-Apr-18	NAFA Islamic Capital Preservation Plan II	NBP Fund Management Limited (Formerly: NBP Fullerton Asset Management Limited)	Shariah Compliant Fund of Funds - CPPI
4-May-18	Meezan Strategic Allocation Fund II (Meezan Capital Preservation Plan V)	Al Meezan Investment Management Limited	Shariah Compliant Fund of Funds - CPPI
11-May-18	Alfalah Capital Preservation Fund II	Alfalah GHP Investment Management Limited	Capital Protected
28-May-18	Al Ameen Islamic Active Principal Preservation Plan II	UBL Fund Managers Limited	Shariah Compliant Fund of Funds - CPPI
29-May-18	UBL Dedicated Equity Fund	UBL Fund Managers Limited	Equity
31-May-18	ABL Islamic Asset Allocation Fund	ABL Asset Management Company Limited	Shariah Compliant Asset Allocation
31-May-18	UBL Active Principal Preservation Plan II	UBL Fund Managers Limited	Fund of Funds - CPPI
22-Jun-18	NAFA Islamic Capital Preservation Plan III	NBP Fund Management Limited (Formerly: NBP Fullerton Asset Management Limited)	Shariah Compliant Fund of Funds - CPPI

## Funds Matured

Maturity Date	Fund Name	AMC	Category
2-Aug-17	UBL Gold Fund	UBL Fund Managers Limited	Commodities
26-Sep-17	Al Ameen Islamic Active Allocation Plan II	UBL Fund Managers Limited	Shariah Compliant Fund of Funds
2-Nov-17	Atlas Gold Fund	Atlas Asset Management Limited	Commodities
16-Nov-17	NAFA Islamic Principal Protected Fund I	NBP Fund Management Limited (Formerly: NBP Fullerton Asset Management Limited)	Shariah Compliant Capital Protected Fund
22-Dec-17	Al Ameen Islamic Active Allocation Plan III	UBL Fund Managers Limited	Shariah Compliant Fund of Funds
11-Jan-18	Meezan Financial Planning Fund of Funds (MAAP II)	Al Meezan Investment Management Limited	Shariah Compliant Fund of Funds
7-Feb-18	Atlas Pension Fund - Gold sub fund	Atlas Asset Management Limited	Commodities
29-Mar-18	Al Ameen Islamic Active Allocation Plan IV	UBL Fund Managers Limited	Shariah Compliant Fund of Funds
30-Mar-18	Meezan Financial Planning Fund of Funds (MAAP III)	Al Meezan Investment Management Limited	Shariah Compliant Fund of Funds
14-Jun-18	NAFA Islamic Principal Preservation Fund	NBP Fund Management Limited (Formerly: NBP Fullerton Asset Management Limited)	Shariah Compliant Fund of Funds - CPPI
28-Jun-18	Al Ameen Islamic Conservative Allocation Plan	UBL Fund Managers Limited	Shariah Compliant Fund of Funds
28-Jun-18	UBL Conservative Allocation Plan	UBL Fund Managers Limited	Fund of Funds

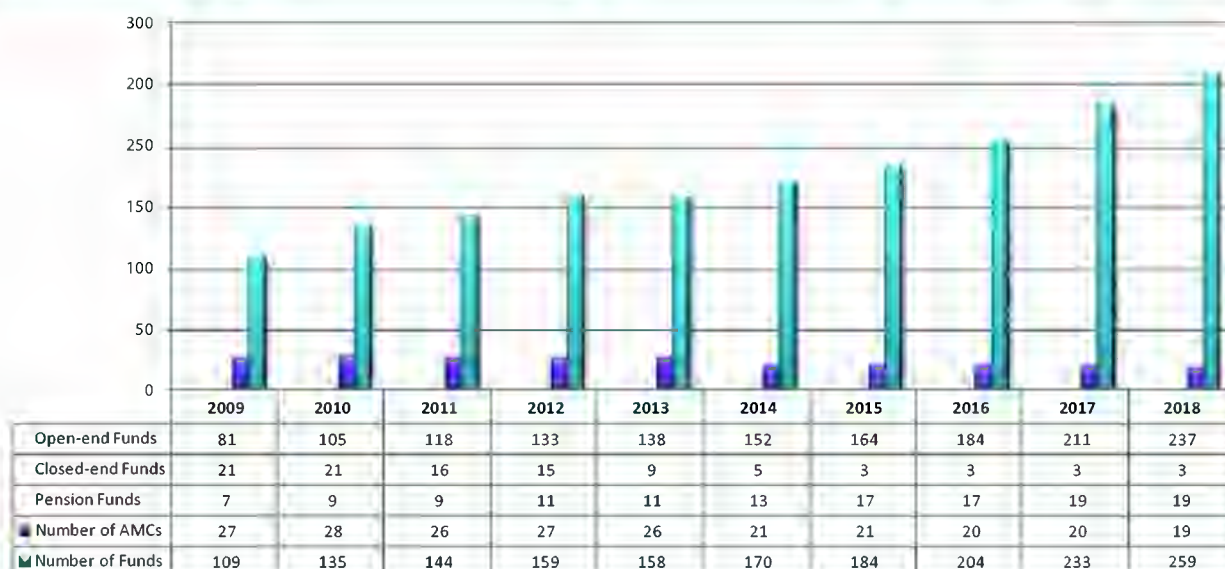
## Funds Merged

Date	Fund Name	AMC	Category
16-Mar-18	Primus Strategic Multi Asset Fund into PAAF	AWT Investments Limited (Formerly: Primus Investment Management Limited)	Balanced



# Number of AMC's and Funds

## Number of Asset Management Companies/Investment Advisors and Funds



## Total Net Assets (PKR millions)

Category	2009	2010	2011	2012	2013	2014	2015	2016	2017	2018
Money Market	3,282	32,050	77,312	150,509	124,418	117,385	66,681	49,658	70,549	121,873
Income	56,403	49,085	39,954	87,620	56,438	63,336	80,476	98,037	69,960	57,967
Equity	60,953	63,195	71,240	71,352	88,909	109,345	125,899	129,753	177,907	155,748
Capital Protected	7,491	8,551	3,368	853	605	-	2,675	2,871	697	2,153
Fund of Funds - CPPI	-	-	-	-	-	-	2,306	4,276	1,804	497
Aggressive Fixed Income	23,143	14,019	9,340	7,862	10,130	12,345	11,694	14,056	13,887	8,231
Balanced	8,343	6,349	4,841	4,147	4,092	3,731	4,645	4,489	5,976	4,255
Asset Allocation	1,790	1,552	2,277	3,136	4,290	6,406	8,342	10,843	15,388	13,754
Fund of Funds	1,000	1,182	1,223	1,291	1,190	141	171	1,739	4,178	4,012
Index Tracker	319	223	374	343	315	419	460	452	520	461
Commodities	-	-	-	-	140	304	340	367	214	-
Shariah Compliant Money Market	624	5,224	6,353	7,762	7,088	5,189	13,483	5,920	7,337	8,927
Shariah Compliant Income	5,868	6,132	20,888	29,944	36,414	36,783	21,028	29,692	31,508	31,273
Shariah Compliant Equity	5,675	6,005	7,027	8,104	14,116	23,363	51,167	67,215	92,788	75,095
Shariah Compliant Capital Protected Fund	582	637	724	443	1,304	2,972	3,015	1,771	244	127
Shariah Compliant Fund of Funds - CPPI	-	-	-	-	-	11,533	20,671	9,168	379	14,006
Shariah Compliant Aggressive Fixed Income	1,987	1,157	725	688	1,178	2,253	2,157	3,209	1,105	796
Shariah Compliant Balanced Fund	2,501	2,189	2,290	2,334	3,772	6,955	3,493	4,822	9,516	7,843
Shariah Compliant Asset Allocation	1,520	1,196	1,264	1,120	870	1,116	4,784	10,818	31,193	29,088
Shariah Compliant Fund of Funds	-	-	-	-	699	927	3,269	23,679	61,411	45,585
Shariah Compliant Index Tracker	-	-	-	289	901	1,176	1,159	882	1,881	1,687
Shariah Compliant Commodities	-	-	-	-	-	-	-	321	457	243
Conventional Voluntary Pension Schemes	349	571	655	1,101	1,865	3,263	7,989	7,302	9,115	9,305
Shariah Compliant Voluntary Pension Schemes	530	729	903	1,640	2,957	4,912	5,596	11,502	16,142	16,833
<b>TOTAL</b>	<b>182,360</b>	<b>200,048</b>	<b>250,757</b>	<b>380,538</b>	<b>361,690</b>	<b>416,160</b>	<b>443,470</b>	<b>490,370</b>	<b>622,351</b>	<b>609,757</b>



# Assets Under Management for Open-End Funds

## Open-End Funds - Net Assets (PKR millions)



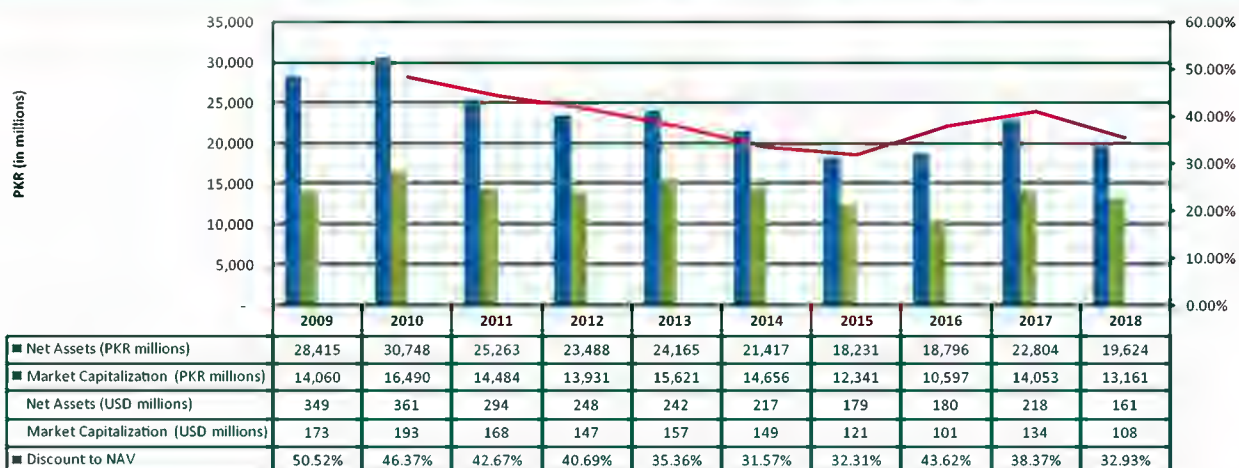
	2009	2010	2011	2012	2013	2014	2015	2016	2017	2018
■ Open-end Net Assets (PKR millions)	153,066	168,001	223,936	354,309	332,702	386,568	411,655	452,770	574,290	563,995
■ Net Assets (USD millions)	1,882	1,971	2,603	3,746	3,338	3,923	4,048	4,329	5,480	4,633
■ Y-o-Y Growth	-55.29%	4.68%	32.11%	43.90%	-10.88%	17.51%	3.19%	6.94%	26.60%	-15.45%
■ Number of funds	81	105	119	133	138	153	164	185	211	237

## Assets Under Management for Open-End Funds (PKR millions)

Category	2009	2010	2011	2012	2013	2014	2015	2016	2017	2018
Money Market	3,282	32,050	77,312	150,509	124,418	117,385	66,681	49,658	70,549	121,873
Income	55,319	47,974	38,829	86,478	55,312	62,209	80,476	98,037	69,960	57,967
Equity	38,761	39,153	52,083	52,250	69,107	89,055	107,668	110,957	155,103	136,124
Capital Protected	6,194	7,147	3,368	853	605	-	2,675	2,871	697	2,153
Fund of Funds - CPPI	-	-	-	-	-	2,306	4,276	1,804	-	497
Aggressive Fixed Income	23,143	14,019	9,340	7,862	10,130	12,345	11,694	14,056	13,887	8,231
Balanced	7,100	5,186	3,525	2,861	3,150	3,731	4,645	4,489	5,976	4,255
Asset Allocation	1,790	1,552	2,277	3,136	4,290	6,406	8,342	10,843	15,388	13,754
Fund of Funds	717	837	789	867	641	141	171	1,739	4,178	4,012
Index Tracker	319	223	374	343	315	419	460	452	520	461
Commodities	-	-	-	-	140	304	340	367	214	-
Shariah Compliant Money Market	624	5,224	6,353	7,762	7,088	5,189	13,483	5,920	7,337	8,927
Shariah Compliant Income	5,868	6,132	20,888	29,944	36,414	36,783	21,028	29,692	31,508	31,273
Shariah Compliant Equity	4,501	4,601	5,320	8,104	15,349	23,363	51,167	67,215	92,788	75,095
Shariah Compliant Capital Protected Fund	582	637	724	443	1,304	2,972	3,015	1,771	244	127
Shariah Compliant Fund of Funds - CPPI	-	-	-	-	-	11,533	20,671	9,168	379	14,006
Shariah Compliant Aggressive Fixed Income	1,987	1,157	725	688	1,178	2,253	2,157	3,209	1,105	796
Shariah Compliant Balanced Fund	1,358	911	766	799	791	6,955	3,493	4,822	9,516	7,843
Shariah Compliant Asset Allocation	1,520	1,196	1,264	1,120	870	1,116	4,784	10,818	31,193	29,088
Shariah Compliant Fund of Funds	-	-	-	-	699	927	3,269	23,679	61,411	45,585
Shariah Compliant Index Tracker	-	-	-	289	901	1,176	1,159	882	1,881	1,687
Shariah Compliant Commodities	-	-	-	-	-	-	-	321	457	243
<b>Total</b>	<b>153,066</b>	<b>168,001</b>	<b>223,936</b>	<b>354,309</b>	<b>332,702</b>	<b>386,568</b>	<b>411,655</b>	<b>452,770</b>	<b>574,290</b>	<b>563,995</b>

# Assets Under Management and Market Capitalization for Closed-End Funds

## Closed-End Funds - Net Assets and Market Capitalization



## Assets Under Management for Closed-End Funds (PKR millions)

Category	2009	2010	2011	2012	2013	2014	2015	2016	2017	2018
Income	1,084	1,111	1,125	1,142	1,125	1,127	-	-	-	-
Equity	22,192	24,042	19,157	19,102	19,802	20,290	18,231	18,796	22,804	19,624
Capital Protected	1,297	1,404	-	-	-	-	-	-	-	-
Balanced	1,243	1,163	1,316	1,286	942	-	-	-	-	-
Fund of Funds	283	345	435	424	549	-	-	-	-	-
Index Tracker	-	-	-	-	-	-	-	-	-	-
Shariah Compliant Equity	1,174	1,404	1,707	-	-	-	-	-	-	-
Shariah Compliant Balanced Fund	1,143	1,278	1,523	1,535	1,747	-	-	-	-	-
<b>Total</b>	<b>28,415</b>	<b>30,748</b>	<b>25,263</b>	<b>23,488</b>	<b>24,165</b>	<b>21,417</b>	<b>18,231</b>	<b>18,796</b>	<b>22,804</b>	<b>19,624</b>



# Mutual Funds Category wise Returns

## Open-End Fund Returns

Category	2009	2010	2011	2012	2013	2014	2015	2016	2017	2018
Money Market	10.50%	10.63%	11.85%	11.16%	9.05%	8.18%	8.80%	5.71%	6.96%	5.45%
Income	8.43%	9.44%	11.02%	11.08%	9.73%	9.32%	13.97%	7.67%	5.94%	5.15%
Equity	-37.92%	18.76%	25.04%	9.12%	56.42%	47.34%	21.73%	9.05%	33.37%	-11.17%
Capital Protected	3.30%	7.22%	9.71%	3.27%	11.38%	-	4.29%	3.81%	3.26%	0.74%
Fund of Funds - CPPI	-	-	-	-	-	8.09%	11.47%	8.68%	-	0.72%
Aggressive Fixed Income	5.82%	8.40%	-2.12%	1.45%	8.14%	5.88%	12.40%	9.06%	5.98%	5.01%
Balanced	-24.88%	14.25%	16.38%	13.40%	36.65%	23.70%	19.86%	7.05%	25.26%	-7.67%
Asset Allocation	-20.98%	17.93%	12.19%	6.76%	23.42%	14.78%	20.04%	5.96%	17.26%	-5.12%
Fund of Funds	-25.69%	13.99%	31.70%	14.69%	35.93%	40.09%	20.44%	6.17%	11.70%	-3.74%
Index Tracker	-42.16%	29.79%	22.45%	7.33%	44.78%	35.37%	12.57%	4.73%	20.77%	-11.55%
Commodities	-	-	-	-	-17.14%	-	-5.01%	13.27%	-3.28%	-
Shariah Compliant Money Market	8.08%	10.10%	10.98%	10.69%	8.06%	8.70%	7.06%	4.63%	5.13%	4.49%
Shariah Compliant Income	9.13%	8.07%	10.08%	10.98%	9.37%	8.74%	7.27%	5.28%	5.58%	4.48%
Shariah Compliant Equity	-29.95%	29.25%	37.23%	19.97%	47.94%	28.72%	21.02%	14.08%	25.16%	-14.87%
Shariah Compliant Capital Protected Fund	0.75%	14.07%	14.12%	13.52%	10.45%	3.68%	21.21%	3.64%	23.83%	0.80%
Shariah Compliant Fund of Funds - CPPI	-	-	-	-	-	5.00%	9.31%	7.15%	15.06%	0.15%
Shariah Compliant Aggressive Fixed Income	1.96%	1.01%	1.35%	10.19%	7.81%	12.96%	8.39%	7.34%	4.81%	3.49%
Shariah Compliant Balanced Fund	-15.11%	16.82%	27.17%	16.24%	25.00%	28.25%	15.56%	11.82%	14.86%	-8.93%
Shariah Compliant Asset Allocation	-2.87%	10.24%	13.82%	8.31%	30.80%	16.01%	29.26%	9.46%	17.98%	-6.18%
Shariah Compliant Fund of Funds	-	-	-	-	6.26%	17.30%	3.99%	7.47%	8.05%	-5.95%
Shariah Compliant Index Tracker	-	-	-	-2.34%	49.64%	26.49%	17.06%	13.32%	15.89%	-11.19%
Shariah Compliant Commodities	-	-	-	-	-	-	-	10.59%	-7.21%	11.99%

## Closed-End Fund Returns

Category	2009	2010	2011	2012	2013	2014	2015	2016	2017	2018
Income	5.54%	12.07%	11.67%	11.23%	7.84%	7.66%	-	-	-	-
Equity	-37.87%	13.63%	18.89%	10.97%	59.74%	36.74%	3.04%	4.16%	26.79%	-8.54%
Capital Protected	1.86%	8.09%	-	-	-	-	-	-	-	-
Balanced	-29.30%	4.85%	13.15%	1.20%	-	-	-	-	-	-
Fund of Funds	-45.64%	26.44%	42.46%	21.34%	41.02%	-	-	-	-	-
Index Tracker	-	-	-	-	-	-	-	-	-	-
Shariah Compliant Equity	-31.67%	31.23%	37.37%	-	-	-	-	-	-	-
Shariah Compliant Balanced Fund	-10.79%	22.73%	25.37%	16.81%	31.75%	-	-	-	-	-

# Voluntary Pension Schemes (VPS) Returns

Conventional VPS Returns										
	2009	2010	2011	2012	2013	2014	2015	2016	2017	2018
Equity Sub-Fund	-26.78%	20.32%	26.45%	15.87%	60.16%	42.44%	38.54%	14.02%	32.70%	-9.93%
Debt Sub-Fund	12.67%	7.64%	10.69%	10.47%	48.00%	7.23%	15.97%	8.83%	4.49%	4.47%
Money Market Sub-Fund	10.00%	3.45%	10.94%	10.11%	8.75%	7.32%	7.26%	4.67%	4.53%	4.48%
Commodity Sub-Fund	-	-	-	-	-	4.64%	-1.61%	-1.55%	-2.01%	4.68%

Shariah Compliant VPS Returns										
	2009	2010	2011	2012	2013	2014	2015	2016	2017	2018
Equity Sub-Fund	-15.23%	23.13%	34.76%	19.14%	52.72%	35.97%	30.59%	16.63%	25.02%	-14.88%
Debt Sub-Fund	9.91%	8.86%	9.65%	8.99%	8.05%	8.01%	5.90%	4.16%	4.80%	2.82%
Money Market Sub-Fund	9.16%	6.78%	9.03%	9.88%	7.54%	7.36%	5.92%	3.56%	4.17%	3.24%
Commodity Sub-Fund	-	-	-	-	-	-	-	-	-9.41%	12.12%

Conventional VPS Returns										
Weighted Average Return of Allocation Schemes (%) for three mandatory Sub Funds										
	2009	2010	2011	2012	2013	2014	2015	2016	2017	2018
High Volatility (E:80%, D:20%, M:0%)	-18.89%	17.79%	23.30%	14.79%	57.73%	35.40%	34.02%	12.98%	27.06%	-7.05%
Medium Volatility (E:50%, D:40%, M:10%)	-7.32%	13.56%	18.59%	13.13%	50.16%	24.85%	26.38%	11.01%	18.60%	2.73%
Low Volatility (E:20%, D:65%, M:15%)	4.38%	9.55%	13.88%	11.49%	44.54%	14.29%	19.18%	9.25%	10.14%	1.59%
Lower Volatility (E:0%, D:50%, M:50%)	11.33%	5.55%	10.81%	10.29%	28.37%	7.28%	11.61%	6.75%	4.51%	4.48%

E: Weight of Equity sub-fund; D: Weight of Debt sub-fund; M: Weight of Money Market sub-fund

Shariah Compliant VPS Returns										
Weighted Average Return of Allocation Schemes (%) for three mandatory Sub Funds										
	2009	2010	2011	2012	2013	2014	2015	2016	2017	2018
High Volatility (E:80%, D:20%, M:0%)	-6.20%	20.27%	29.74%	17.11%	43.79%	30.38%	25.65%	14.14%	20.98%	-11.34%
Medium Volatility (E:50%, D:40%, M:10%)	-2.73%	15.78%	22.14%	14.15%	30.34%	21.93%	18.25%	10.34%	14.85%	-5.99%
Low Volatility (E:20%, D:65%, M:15%)	4.77%	11.40%	14.58%	11.15%	16.91%	13.51%	10.84%	6.56%	8.75%	-0.66%
Lower Volatility (E:0%, D:50%, M:50%)	9.53%	7.82%	9.34%	9.43%	7.80%	7.69%	5.91%	3.86%	4.49%	3.03%

E: Weight of Equity sub-fund; D: Weight of Debt sub-fund; M: Weight of Money Market sub-fund

Conventional VPS Returns										
Weighted Average Return of Allocation Schemes (%) for four Sub Funds										
	2009	2010	2011	2012	2013	2014	2015	2016	2017	2018
High Volatility (E:55%, D:20%, M:0%, C:25%)	-	-	-	10.82%	35.06%	25.95%	23.99%	9.09%	18.38%	-3.40%
Medium Volatility (E:35%, D:40%, M:10%, C:15%)	-	-	-	10.75%	25.85%	19.18%	20.36%	8.67%	13.39%	-0.54%
Low Volatility (E:20%, D:60%, M:15%, C:5%)	-	-	-	10.97%	19.22%	14.16%	18.30%	8.73%	9.81%	1.60%
Lower Volatility (E:0%, D:50%, M:50%, C:0%)	-	-	-	10.28%	9.27%	7.28%	11.61%	6.75%	4.51%	4.48%

E: Weight of Equity sub-fund; D: Weight of Debt sub-fund; M: Weight of Money Market sub-fund; C: Weight of Commodity sub-fund

Shariah Compliant VPS Returns										
Weighted Average Return of Allocation Schemes (%) for four Sub Funds										
	2009	2010	2011	2012	2013	2014	2015	2016	2017	2018
High Volatility (E:55%, D:20%, M:0%, C:25%)	-	-	-	12.33%	30.61%	20.92%	18.00%	9.98%	12.37%	-4.59%
Medium Volatility (E:35%, D:40%, M:10%, C:15%)	-	-	-	11.30%	22.43%	16.13%	13.66%	7.84%	9.68%	-1.94%
Low Volatility (E:20%, D:60%, M:15%, C:5%)	-	-	-	10.73%	16.51%	12.75%	10.55%	6.36%	8.04%	-0.19%
Lower Volatility (E:0%, D:50%, M:50%, C:0%)	-	-	-	9.48%	7.80%	7.36%	5.91%	3.86%	4.49%	3.03%

E: Weight of Equity sub-fund; D: Weight of Debt sub-fund; M: Weight of Money Market sub-fund; C: Weight of Commodity sub-fund





# Age-wise Allocation of VPS Participants

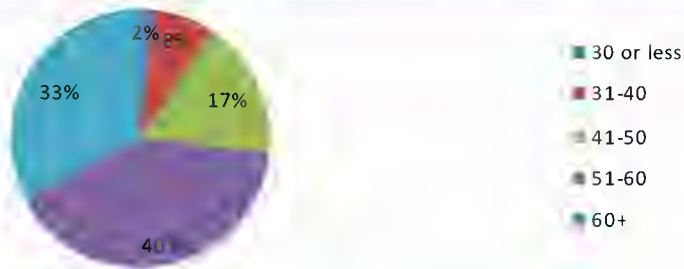
Conventional VPS (in terms of Rupees) - June 30, 2018



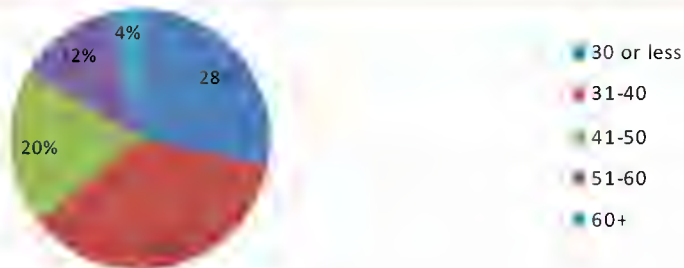
Conventional VPS (in terms of number of investors) - June 30, 2018



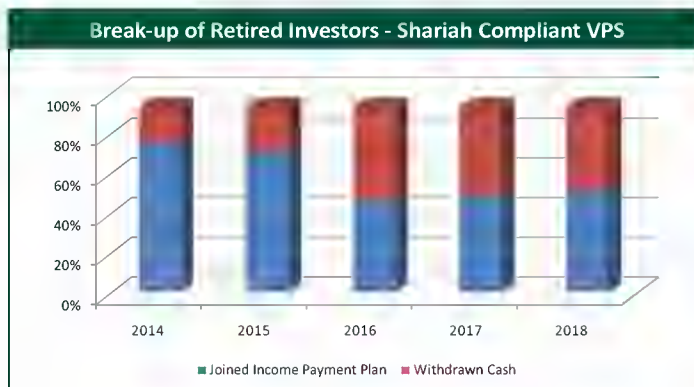
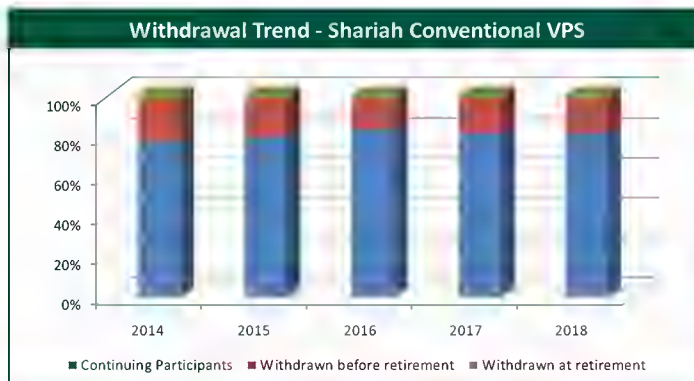
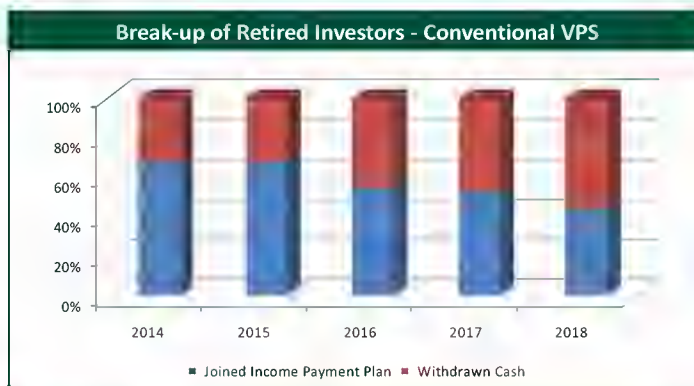
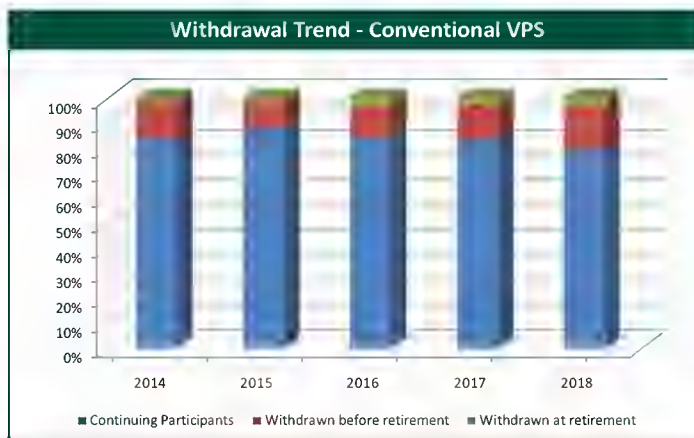
Shariah - Compliant VPS (in terms of Rupees) - June 30, 2018



Shariah - Compliant VPS (in terms of numbers of investors) - June 30, 2018



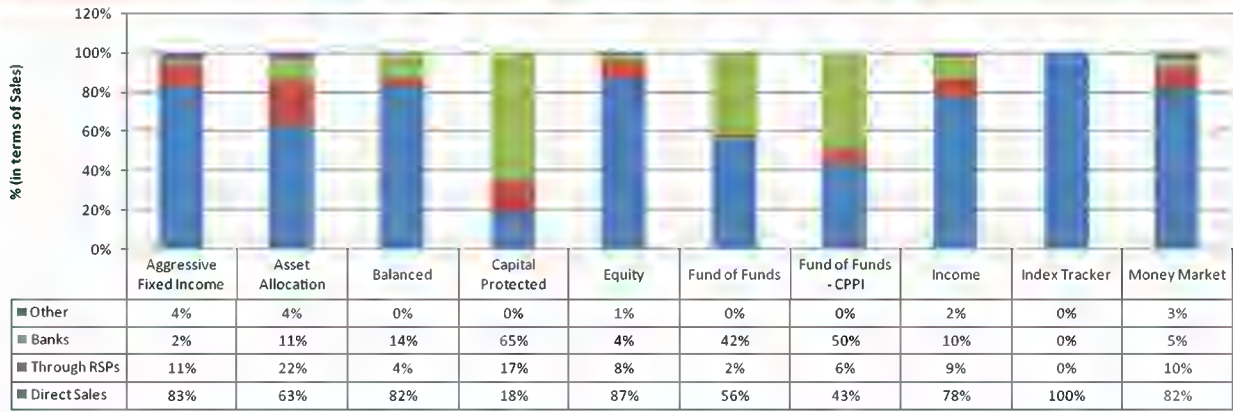
# Withdrawal from Voluntary Pension Schemes



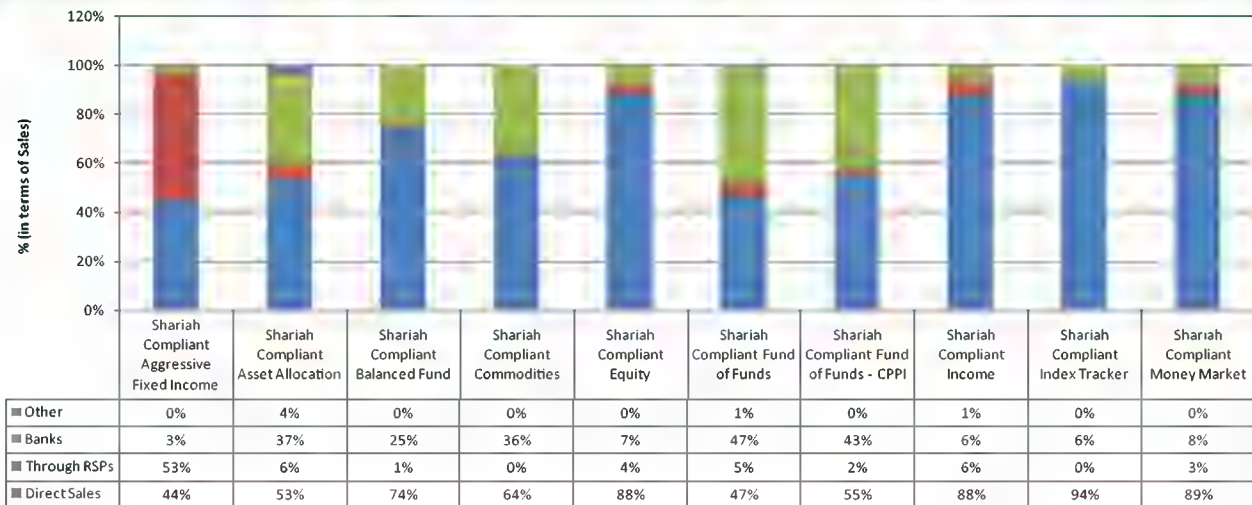


# Break-up of Sales (Channel-wise)

## Break-up of Sales of Conventional Mutual Funds

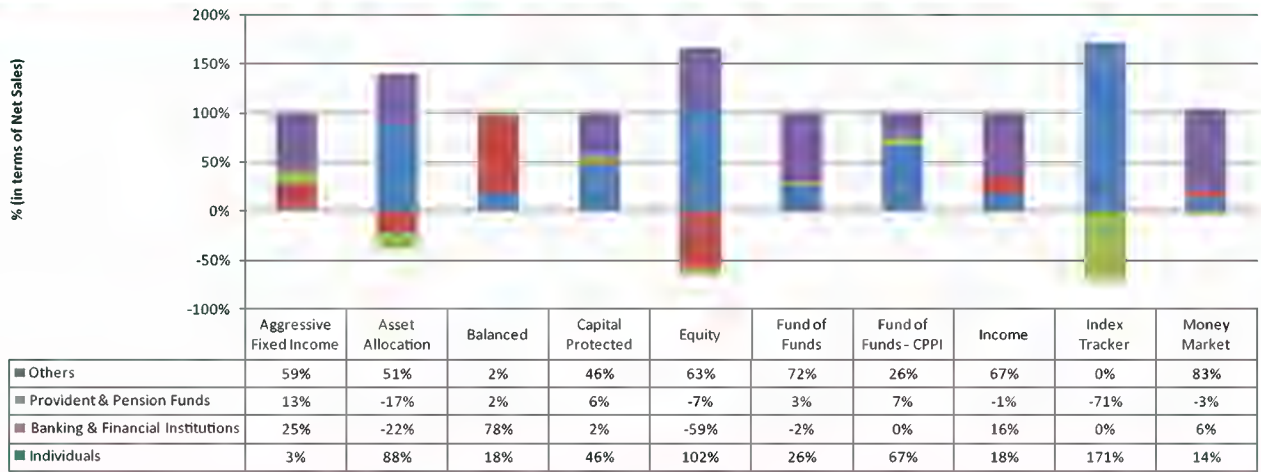


## Break-up of Sales of Shariah - Compliant Mutual Funds

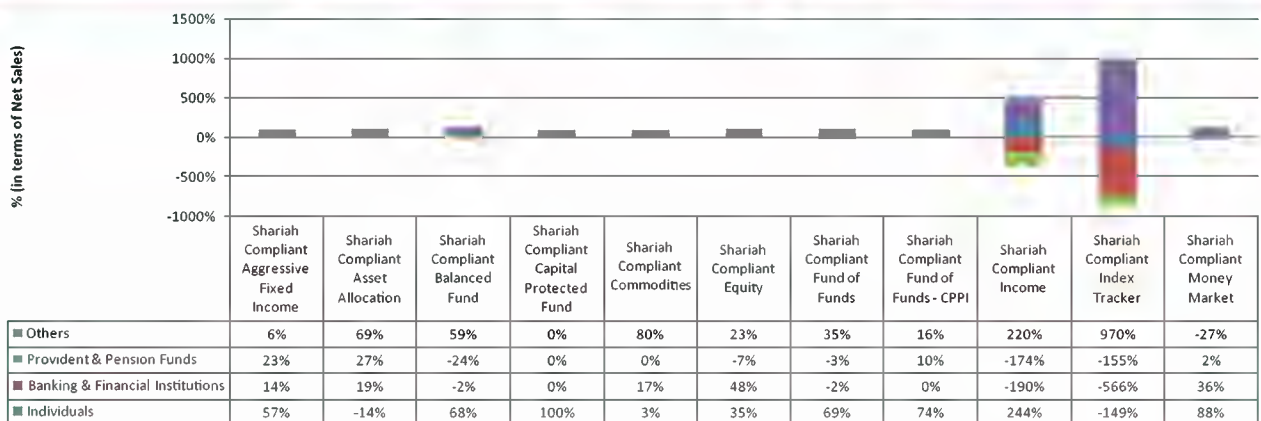


# Break-up of Net Sales (Investor wise break-up)

## Break-up of Net Sales of Conventional Funds



## Break-up of Net Sales of Shariah-Compliant Funds





# Open-End Mutual Funds and VPS Sales, Redemptions and Net Sales

Sales (PKR millions)										
Category	2009	2010	2011	2012	2013	2014	2015	2016	2017	2018
Money Market	4,813	84,832	135,248	258,427	211,325	208,434	245,496	169,194	245,607	237,367
Income	95,136	88,175	41,348	115,772	107,510	62,137	178,198	204,728	133,013	39,535
Equity	18,886	11,774	13,958	8,783	15,443	30,770	43,536	34,952	83,826	45,675
Capital Protected	3,072	2,863	8	735	-	-	2,652	318	426	1,780
Fund of Funds - CPPI	-	-	-	-	-	1,930	1,689	73	-	494
Aggressive Fixed Income	33,361	25,250	3,588	2,388	6,766	6,304	10,567	21,939	26,637	14,607
Balanced	828	630	165	224	322	1,033	1,989	1,492	2,735	421
Asset Allocation	377	204	849	2,208	3,539	6,093	10,335	16,753	22,671	7,064
Fund of Funds	486	259	21	444	165	155	143	1,743	5,004	945
Index Tracker	92	52	144	65	128	13	23	68	59	15
Commodities	-	-	-	-	237	322	103	88	1,210	-
Shariah Compliant Money Market	676	13,094	9,328	14,217	8,455	12,767	36,219	34,599	30,962	63,362
Shariah Compliant Income	10,536	7,023	22,718	36,076	37,988	49,305	49,414	88,955	126,121	89,442
Shariah Compliant Equity	931	764	1,166	2,300	6,440	12,981	56,531	64,588	139,729	80,979
Shariah Compliant Capital Protected Fund	9	-	-	396	768	2,423	597	47	-	-
Shariah Compliant Fund of Funds - CPPI	-	-	-	-	-	10,422	9,670	138	-	14,420
Shariah Compliant Aggressive Fixed Income	2,882	1,201	79	23	311	2,302	5,634	10,020	2,924	1,019
Shariah Compliant Balanced Fund	255	526	123	49	2,884	7,193	2,583	3,025	8,997	2,755
Shariah Compliant Asset Allocation	458	387	105	187	283	740	6,835	15,161	41,771	18,484
Shariah Compliant Fund of Funds	-	-	-	-	810	672	3,440	19,699	53,667	12,518
Shariah Compliant Index Tracker	-	-	-	296	759	547	489	305	1,585	1,170
Shariah Compliant Commodities	-	-	-	-	-	-	-	523	534	230
Conventional Voluntary Pension Schemes	68	120	146	449	722	1,398	2,729	3,001	9,415	3,053
Shariah Compliant Voluntary Pension Schemes	92	86	144	664	1,401	2,220	3,530	4,629	17,363	7,253
<b>TOTAL</b>	<b>172,959</b>	<b>237,241</b>	<b>229,139</b>	<b>443,703</b>	<b>406,256</b>	<b>420,159</b>	<b>672,402</b>	<b>696,038</b>	<b>954,256</b>	<b>642,588</b>

Redemptions (PKR millions)										
Category	2009	2010	2011	2012	2013	2014	2015	2016	2017	2018
Money Market	1,683	57,790	102,355	197,173	245,087	227,315	304,119	189,312	234,905	195,913
Income	133,251	98,327	51,816	71,768	241,926	62,502	173,694	188,079	164,146	55,617
Equity	19,009	15,556	14,318	9,131	26,440	35,682	40,847	36,458	73,026	42,924
Capital Protected	2,272	2,492	3,569	1,267	1,173	641	29	198	47	313
Fund of Funds - CPPI	-	-	-	-	-	724	90	2,622	-	2
Aggressive Fixed Income	46,442	35,777	9,359	3,931	4,883	5,097	11,150	19,990	31,437	18,901
Balanced	2,890	3,605	1,918	1,115	992	888	1,778	1,789	2,674	1,158
Asset Allocation	1,471	929	659	1,636	3,015	4,644	9,123	14,414	17,996	8,149
Fund of Funds	695	236	293	535	578	129	141	524	2,849	2,794
Index Tracker	79	242	66	122	155	20	13	89	77	14
Commodities	-	-	-	-	67	188	42	99	801	-
Shariah Compliant Money Market	54	8,812	8,013	13,249	9,808	15,098	27,932	42,354	44,208	59,602
Shariah Compliant Income	11,605	7,362	9,133	28,973	34,239	49,406	66,743	80,936	138,132	90,035
Shariah Compliant Equity	1,615	1,984	2,038	2,335	4,608	8,000	40,060	53,577	90,250	88,827
Shariah Compliant Capital Protected Fund	10	26	3	5	10	96	1,059	1,295	1,820	16
Shariah Compliant Fund of Funds - CPPI	-	-	-	-	-	118	1,831	11,945	1,094	590
Shariah Compliant Aggressive Fixed Income	3,259	1,809	637	43	83	1,376	5,858	8,941	3,955	1,260
Shariah Compliant Balanced Fund	505	1,213	440	42	2,169	4,667	1,352	2,058	4,292	3,574
Shariah Compliant Asset Allocation	634	730	227	296	445	453	3,761	9,053	22,057	16,702
Shariah Compliant Fund of Funds	-	-	-	-	136	570	1,164	3,079	17,840	14,385
Shariah Compliant Index Tracker	-	-	-	1	315	501	695	628	310	1,174
Shariah Compliant Commodities	-	-	-	-	-	-	-	218	364	488
Conventional Voluntary Pension Schemes	21	37	116	83	225	537	1,274	1,591	5,622	2,315
Shariah Compliant Voluntary Pension Schemes	36	49	79	150	554	1,006	1,568	1,932	9,339	5,161
<b>TOTAL</b>	<b>225,530</b>	<b>236,974</b>	<b>205,039</b>	<b>331,854</b>	<b>576,908</b>	<b>419,660</b>	<b>694,321</b>	<b>671,181</b>	<b>867,241</b>	<b>609,914</b>

Net Sales (PKR millions)										
Category	2009	2010	2011	2012	2013	2014	2015	2016	2017	2018
Money Market	3,129	27,043	32,894	61,254	(33,762)	(18,881)	(58,624)	(20,118)	10,702	41,454
Income	(38,115)	(10,151)	(10,468)	44,005	(134,416)	(365)	4,503	16,649	(31,133)	(16,082)
Equity	(123)	(3,783)	(360)	(348)	(10,998)	(4,912)	2,690	(1,506)	10,799	2,751
Capital Protected	800	371	(3,560)	(532)	(1,173)	(641)	2,623	120	379	1,467
Fund of Funds - CPPI	-	-	-	-	-	1,205	1,599	(2,549)	-	492
Aggressive Fixed Income	(13,081)	(10,527)	(5,771)	(1,543)	1,884	1,207	(583)	1,948	(4,800)	(4,294)
Balanced	(2,061)	(2,975)	(1,753)	(891)	(670)	144	211	(297)	61	(737)
Asset Allocation	(1,095)	(725)	191	572	525	1,448	1,212	2,339	4,675	(1,085)
Fund of Funds	(209)	23	(272)	(91)	(413)	26	2	1,219	2,156	(1,849)
Index Tracker	13	(190)	78	(56)	(28)	(7)	10	(21)	(18)	1
Commodities	-	-	-	-	171	134	61	(11)	409	-
Shariah Compliant Money Market	622	4,282	1,314	968	(1,353)	(2,331)	8,287	(7,755)	(13,246)	3,760
Shariah Compliant Income	(1,068)	(339)	13,585	7,104	3,749	(101)	(17,329)	8,020	(12,011)	(593)
Shariah Compliant Equity	(684)	(1,219)	(872)	(35)	1,832	4,980	16,471	11,011	49,479	(7,848)
Shariah Compliant Capital Protected Fund	(1)	(26)	(3)	391	758	2,327	(462)	(1,248)	(1,820)	(16)
Shariah Compliant Fund of Funds - CPPI	-	-	-	-	-	10,304	7,839	(11,807)	(1,094)	13,830
Shariah Compliant Aggressive Fixed Income	(376)	(608)	(558)	(20)	228	926	(224)	1,079	(3,032)	(241)
Shariah Compliant Balanced Fund	(249)	(687)	(317)	7	715	2,526	1,232	966	4,705	(819)
Shariah Compliant Asset Allocation	(175)	(342)	(122)	(109)	(162)	287	3,074	6,109	19,714	1,782
Shariah Compliant Fund of Funds	-	-	-	-	674	103	2,276	16,620	35,827	(1,867)
Shariah Compliant Index Tracker	-	-	-	295	444	46	(206)	(323)	1,275	(4)
Shariah Compliant Commodities	-	-	-	-	-	-	-	306	170	(258)
Conventional Voluntary Pension Schemes	46	83	30	366	496	861	1,456	1,410	3,793	738
Shariah Compliant Voluntary Pension Schemes	56	37	65	514	847	1,214	1,962	2,696	8,025	2,092
<b>TOTAL</b>	<b>(52,571)</b>	<b>267</b>	<b>24,101</b>	<b>111,850</b>	<b>(170,652)</b>	<b>499</b>	<b>(21,920)</b>	<b>24,857</b>	<b>87,015</b>	<b>32,674</b>

# Unit Holder's Pattern (Mutual Funds)

Open-End Funds										
	2009	2010	2011	2012	2013	2014	2015	2016	2017	2018
<b>Individuals</b>										
Net Assets (PKR millions)	30,070	36,655	47,180	58,522	82,992	98,662	139,363	156,025	227,691	214,596
Investors' Account	113,037	109,339	113,101	130,042	169,489	176,523	195,866	213,798	264,749	304,096
<b>Banking &amp; Financial Institutions</b>										
Net Assets (PKR millions)	39,785	35,558	47,282	75,207	54,785	66,283	55,426	63,273	49,492	45,513
Investors' Account	621	603	1,205	628	687	692	561	636	744	724
<b>Provident &amp; Pension Funds</b>										
Net Assets (PKR millions)	26,774	25,485	25,154	12,155	29,945	42,059	56,301	46,942	78,867	88,119
Investors' Account	2,916	2,344	2,052	1,818	2,176	2,367	2,786	3,098	3,805	3,909
<b>Public Limited Co.</b>										
Net Assets (PKR millions)	10,062	14,599	26,747	18,060	37,867	26,209	27,173	25,716	30,945	53,857
Investors' Account	221	280	968	536	608	467	360	301	302	407
<b>Associated Companies</b>										
Net Assets (PKR millions)	-	-	-	-	82,197	91,121	77,547	77,809	105,160	70,940
Investors' Account	-	-	-	-	424	429	395	405	307	292
<b>Others</b>										
Net Assets (PKR millions)	45,543	55,381	77,237	190,278	44,938	62,150	55,744	82,680	141,734	149,665
Investors' Account	1,978	2,010	5,760	2,427	2,739	2,901	2,963	2,780	3,290	4,399
<b>Fund of Funds</b>										
Net Assets (PKR millions)	-	-	-	-	-	-	-	-	59,602	58,695
Investors' Account	-	-	-	-	-	-	-	-	-	-
<b>Total</b>										
Net Assets including Fund of Funds (PKR millions)	152,234	167,677	223,601	354,222	332,724	386,484	411,554	452,445	693,491	681,386
Net Assets excluding Fund of Funds (PKR millions)	152,234	167,677	223,601	354,222	332,724	386,484	411,554	452,445	574,288	563,996
No. of Investors' Accounts	118,773	114,576	123,086	135,451	176,123	183,379	202,931	221,018	273,197	313,827

Closed-End Funds										
	2009	2010	2011	2012	2013	2014	2015	2016	2017	2018
<b>Individuals</b>										
Net Assets (PKR millions)	8,247	8,780	7,673	5,916	8,637	8,111	7,613	7,266	1,442	2,083
Investors' Account	99,945	93,947	76,283	41,240	34,071	32,774	33,040	32,245	5,637	14,995
<b>Banking &amp; Financial Institutions</b>										
Net Assets (PKR millions)	6,070	7,331	5,294	3,325	4,786	5,969	3,600	6,098	6,821	2,348
Investors' Account	488	431	298	140	152	95	121	88	75	123
<b>Provident &amp; Pension Funds</b>										
Net Assets (PKR millions)	470	505	437	214	505	71	-	-	-	-
Investors' Account	205	192	117	63	22	2	-	-	-	-
<b>Public Limited Co.</b>										
Net Assets (PKR millions)	1,475	1,181	1,011	728	3	32	1,252	1,500	27	0
Investors' Account	650	535	369	265	4	267	240	300	3	3
<b>Associated Companies</b>										
Net Assets (PKR millions)	-	-	-	-	4,479	4,369	3,785	1,279	1,485	293
Investors' Account	-	-	-	-	27	6	6	15	13	12
<b>Others</b>										
Net Assets (PKR millions)	12,437	12,875	10,849	6,430	3,120	2,865	1,981	2,653	13,030	14,901
Investors' Account	869	886	573	308	388	125	88	12	25,170	15,397
<b>Total</b>										
Net Assets (PKR millions)	28,699	30,672	25,264	16,613	21,530	21,417	18,231	18,796	22,805	19,624
No. of Investors' Accounts	102,157	95,991	77,640	42,016	34,664	33,269	33,495	32,660	30,898	30,530