

A decorative graphic featuring a central light green diamond shape with a white border. This diamond is surrounded by a thick, dark green border that follows its outline. Four smaller, dark green diamond shapes are positioned at the corners: top-left, bottom-left, and bottom-right. A thin, light green line runs diagonally from the top-left to the bottom-right, passing through the central diamond. Another thin, light green line runs diagonally from the top-right to the bottom-left, also passing through the central diamond. The overall design is modern and geometric.

# INDUSTRY STATISTICS

*(See Notes to Statistics in Glossary & Notes Section)*



## Funds Launched/Matured during Financial Year 2020

### New Funds Launched

Inception Date	Fund Name	AMC	Category
09-Jul-19	Faysal Sharia Planning Fund (Faysal Sharia Capital Preservation Plan)	Faysal Asset Management Limited	Shariah Compliant Fund of Funds - CPPI
15-Jul-19	JS Islamic Hybrid Fund of Funds III (JS Islamic Capital Preservation Allocation Plan VII)	JS Investments Limited	Shariah Compliant Fund of Funds - CPPI
05-Aug-19	UBL Special Savings Plan VI	UBL Fund Managers Limited	Capital Protected - Income
11-Sep-19	UBL Special Savings Plan V	UBL Fund Managers Limited	Capital Protected - Income
16-Sep-19	HBL Financial Planning Fund (Special Income Plan)	HBL Asset Management Limited	Fund of Funds
19-Sep-19	ABL Special Saving Fund (ABL Special Saving Plan I)	ABL Asset Management Company Limited	Capital Protected
20-Sep-19	ABL Special Saving Fund (ABL Special Saving Plan II)	ABL Asset Management Company Limited	Capital Protected
23-Sep-19	UBL Cash Fund	UBL Fund Managers Limited	Money Market
27-Sep-19	Faysal Sharia Planning Fund (Faysal Sharia Capital Preservation Plan II)	Faysal Asset Management Limited	Shariah Compliant Fund of Funds - CPPI
10-Oct-19	Faysal Halal Amdani Fund	Faysal Asset Management Limited	Shariah Compliant Money Market
11-Oct-19	ABL Special Saving Fund (ABL Special Saving Plan III)	ABL Asset Management Company Limited	Capital Protected
01-Nov-19	NBP Islamic Daily Dividend Fund	NBP Fund Management Limited	Shariah Compliant Money Market
06-Dec-19	ABL Special Saving Fund (ABL Special Saving Plan IV)	ABL Asset Management Company Limited	Capital Protected
13-Dec-19	Al Ameen Islamic Energy Fund	UBL Fund Managers Limited	Shariah Compliant Equity
19-Dec-19	Faysal Financial Planning Fund (Faysal Active Principal Preservation Plan)	Faysal Asset Management Limited	Fund of Funds - CPPI
27-Dec-19	JS Islamic Hybrid Fund of Funds (JS Islamic Capital Preservation Allocation Plan VIII)	JS Investments Limited	Shariah Compliant Fund of Funds - CPPI
30-Dec-19	Faysal Financial Value Fund	Faysal Asset Management Limited	Asset Allocation
03-Jan-20	Faysal Islamic Dedicated Equity Fund	Faysal Asset Management Limited	Shariah Compliant Equity
10-Feb-20	UBL Special Savings Plan VIII	UBL Fund Managers Limited	Capital Protected - Income
13-Feb-20	ABL Islamic Cash Fund	ABL Asset Management Company Limited	Shariah Compliant Money Market
14-Feb-20	Atlas Islamic Fund of Funds (Atlas Islamic Dividend Plan)	Atlas Asset Management Limited	Shariah Compliant Fund of Funds - Income
17-Feb-20	JS Islamic Hybrid Fund of Funds III (JS Islamic Capital Preservation Allocation Plan IX)	JS Investments Limited	Shariah Compliant Fund of Funds - CPPI
11-Mar-20	Al Ameen Special Savings Fund (AISSP II)	UBL Fund Managers Limited	Shariah Compliant Capital Protected - Income
16-Mar-20	Faysal Government Securities Fund	Faysal Asset Management Limited	Income
21-Mar-20	NIT Pakistan Gateway Exchange Traded Fund	National Investment Trust Limited	Exchange Traded Fund
24-Mar-20	UBL Pakistan Enterprise Exchange Traded Fund	UBL Fund Managers Limited	Exchange Traded Fund
30-Mar-20	Faysal Islamic Financial Planning Fund (Faysal Sharia Capital Preservation Plan III)	Faysal Asset Management Limited	Shariah Compliant Fund of Funds - CPPI
09-Apr-20	NIT Asset Allocation Fund	National Investment Trust Limited	Asset Allocation
16-Apr-20	Al Ameen Islamic Aggressive Income Plan I	UBL Fund Managers Limited	Shariah Compliant Aggressive Fixed Income
29-May-20	Al Ameen Islamic Cash Plan I	UBL Fund Managers Limited	Shariah Compliant Money Market

### Funds Matured

Maturity Date	Fund Name	AMC	Category
08-Sep-19	ABL Islamic Financial Planning Fund (Strategic Allocation Plan II)	ABL Asset Management Company Limited	Shariah Compliant Fund of Funds
17-Sep-19	ABL Islamic Financial Planning Fund (Strategic Allocation Plan IV)	ABL Asset Management Company Limited	Shariah Compliant Fund of Funds
20-Sep-19	JS Islamic Hybrid Fund of Funds (JS Islamic Active Allocation Plan I)	JS Investments Limited	Shariah Compliant Fund of Funds
10-Oct-19	HBL Financial Planning Fund (Strategic Allocation Plan)	HBL Asset Management Limited	Fund of Funds
11-Oct-19	Askari Equity Fund	Pak Oman Asset Management Company Limited	Equity
12-Oct-19	JS Islamic Hybrid Fund of Funds (Munafa)	JS Investments Limited	Shariah Compliant Fund of Funds
24-Oct-19	Askari Islamic Asset Allocation Fund	Pak Oman Asset Management Company Limited	Shariah Compliant Asset Allocation
24-Oct-19	Askari Islamic Income Fund	Pak Oman Asset Management Company Limited	Shariah Compliant Income
19-Nov-19	Al Ameen Islamic Active Allocation Plan VI	UBL Fund Managers Limited	Shariah Compliant Fund of Funds
11-Dec-19	JS Islamic Hybrid Fund of Funds II (JS Islamic Active Allocation Plan II)	JS Investments Limited	Shariah Compliant Fund of Funds
27-Jan-20	UBL Capital Protected Fund III	UBL Fund Managers Limited	Capital Protected
19-Feb-20	Allied Capital Protected Fund	ABL Asset Management Company Limited	Capital Protected
20-Feb-20	Al Ameen Islamic Active Allocation Plan VII	UBL Fund Managers Limited	Shariah Compliant Fund of Funds
18-Mar-20	JS Islamic Hybrid Fund of Funds II (JS Islamic Capital Preservation Allocation Plan I)	JS Investments Limited	Shariah Compliant Fund of Funds - CPPI
18-May-20	Alfalah Capital Preservation Fund II	Alfalah GHP Investment Management Limited	Capital Protected
29-May-20	Al Ameen Islamic Active Allocation Plan VIII	UBL Fund Managers Limited	Shariah Compliant Fund of Funds
08-Jun-20	JS Islamic Hybrid Fund of Funds II (JS Islamic Capital Preservation Allocation Plan II)	JS Investments Limited	Shariah Compliant Fund of Funds - CPPI
16-Jun-20	HBL Islamic Financial Planning Fund (Strategic Allocation Plan)	HBL Asset Management Limited	Shariah Compliant Fund of Funds

### Funds Merged

Date	Fund Name	AMC	Category
19-Dec-19	Dawood Islamic Fund (merged into 786 Smart fund)	786 Investments Limited (Formerly: Dawood Capital Management Limited)	Shariah Compliant Asset Allocation
19-Dec-19	First Dawood Mutual Fund (merged into 786 Smart fund)	786 Investments Limited (Formerly: Dawood Capital Management Limited)	Balanced



## Number of Asset Management Companies/Investment Advisors and Funds



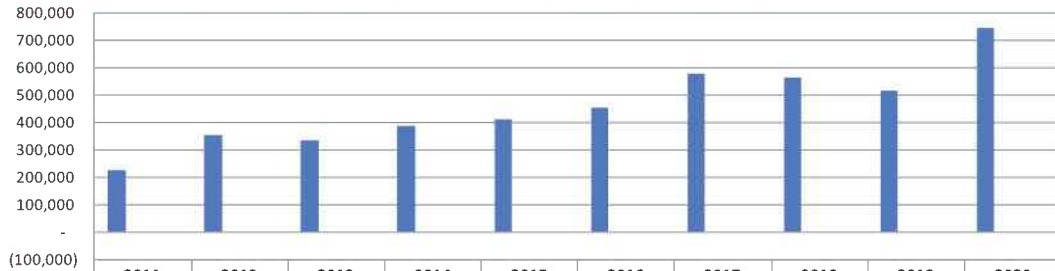
## Total Net Assets (PKR millions)

Category	2011	2012	2013	2014	2015	2016	2017	2018	2019	2020
Money Market	77,312	150,509	124,418	117,385	66,681	49,658	70,549	121,873	133,427	205,844
Income	39,954	87,620	56,438	63,336	80,476	98,037	69,960	57,967	50,178	74,138
Equity	71,240	71,352	88,909	109,345	125,899	129,753	177,907	155,748	117,498	113,436
Capital Protected	3,368	853	605	-	2,675	2,871	697	2,153	1,719	7,510
Capital Protected - Income	-	-	-	-	-	-	-	-	1,809	6,887
Fund of Funds - CPPI	-	-	-	2,306	4,276	1,804	-	497	668	1,140
Aggressive Fixed Income	9,340	7,862	10,130	12,345	11,694	14,056	13,887	8,231	4,994	4,362
Balanced	4,841	4,147	4,092	3,731	4,645	4,489	5,976	4,255	3,250	2,941
Asset Allocation	2,277	3,136	4,290	6,406	8,342	10,843	15,388	13,754	9,309	10,060
Fund of Funds	1,223	1,291	1,190	141	171	1,739	4,178	4,012	2,214	1,567
Index Tracker	374	343	315	419	460	452	520	461	371	387
Commodities	-	-	140	304	340	367	214	-	-	-
Shariah Compliant Money Market	6,353	7,762	7,088	5,189	13,483	5,920	7,337	8,927	29,012	109,146
Shariah Compliant Income	20,888	29,944	36,414	36,783	21,028	29,692	31,508	31,273	43,953	107,361
Shariah Compliant Equity	7,027	8,104	14,116	23,363	51,167	67,215	92,788	75,095	50,706	50,957
Shariah Compliant Capital Protected	724	443	1,304	2,972	3,015	1,771	244	127	106	112
Shariah Compliant Capital Protected - Income	-	-	-	-	-	-	-	-	-	202
Shariah Compliant Fund of Funds - CPPI	-	-	-	11,533	20,671	9,168	379	14,006	18,311	14,366
Shariah Compliant Aggressive Fixed Income	725	688	1,178	2,253	2,157	3,209	1,105	796	456	1,883
Shariah Compliant Balanced	2,290	2,334	3,772	6,955	3,493	4,822	9,516	7,843	5,350	3,916
Shariah Compliant Asset Allocation	1,264	1,120	870	1,116	4,784	10,818	31,193	29,088	17,560	15,767
Shariah Compliant Fund of Funds	-	-	699	927	3,269	23,679	61,411	45,585	21,231	7,510
Shariah Compliant Fund of Funds - Income	-	-	-	-	-	-	-	-	-	26
Shariah Compliant Index Tracker	-	289	901	1,176	1,159	882	1,881	1,687	1,477	1,805
Shariah Compliant Commodities	-	-	-	-	-	321	457	243	478	548
Conventional Pension Schemes	655	1,101	1,865	3,263	7,989	7,302	9,115	9,305	9,181	10,833
Shariah Compliant Pension Schemes	903	1,640	2,957	4,912	5,596	11,502	16,142	16,833	16,710	19,907
Exchange Traded Funds	-	-	-	-	-	-	-	-	-	87
<b>TOTAL</b>	<b>250,757</b>	<b>380,538</b>	<b>361,690</b>	<b>416,160</b>	<b>443,470</b>	<b>490,370</b>	<b>622,351</b>	<b>609,757</b>	<b>539,970</b>	<b>772,696</b>



## Asset Under Management for Open-End Funds

### Open-End Funds - Net Assets (PKR millions)



	2011	2012	2013	2014	2015	2016	2017	2018	2019	2020
Open-end Net Assets (PKR millions)	223,936	354,309	332,702	386,568	411,655	452,770	574,290	563,995	512,839	741,869
Net Assets (USD millions)	2,603	3,746	3,338	3,923	4,048	4,329	5,480	4,633	3,146	4,419
Y-o-Y Growth	32.11%	43.90%	-10.88%	17.51%	3.19%	6.94%	26.60%	-15.45%	-32.09%	40.44%
Number of funds	119	133	138	153	164	185	211	237	270	279

### Assets Under Management for Open-End Funds (PKR millions)

Category	2011	2012	2013	2014	2015	2016	2017	2018	2019	2020
Money Market	77,312	150,509	124,418	117,385	66,681	49,658	70,549	121,873	133,427	205,844
Income	38,829	86,478	55,312	62,209	80,476	98,037	69,960	57,967	50,178	74,138
Equity	52,083	52,250	69,107	89,055	107,668	110,957	155,103	136,124	116,258	113,436
Capital Protected	3,368	853	605	-	2,675	2,871	697	-	1,719	7,510
Capital Protected - Income	-	-	-	-	-	-	-	-	1,809	6,887
Fund of Funds - CPPI	-	-	-	2,306	4,276	1,804	-	497	668	1,140
Aggressive Fixed Income	9,340	7,862	10,130	12,345	11,694	14,056	13,887	8,231	4,994	4,362
Balanced	3,525	2,861	3,150	3,731	4,645	4,489	5,976	4,255	3,250	2,941
Asset Allocation	2,277	3,136	4,290	6,406	8,342	10,843	15,388	13,754	9,309	10,060
Fund of Funds	789	867	641	141	171	1,739	4,178	4,012	2,214	1,567
Index Tracker	374	343	315	419	460	452	520	461	371	387
Commodities	-	-	140	304	340	367	214	-	-	-
Shariah Compliant Money Market	6,353	7,762	7,088	5,189	13,483	5,920	7,337	8,927	29,012	109,146
Shariah Compliant Income	20,888	29,944	36,414	36,783	21,028	29,692	31,508	31,273	43,953	107,361
Shariah Compliant Equity	5,320	8,104	15,349	23,363	51,167	67,215	92,788	75,095	50,706	50,957
Shariah Compliant Capital Protected	724	443	1,304	2,972	3,015	1,771	244	127	106	112
Shariah Compliant Capital Protected - Income	-	-	-	-	-	-	-	-	-	202
Shariah Compliant Fund of Funds - CPPI	-	-	-	11,533	20,671	9,168	379	14,006	18,311	14,366
Shariah Compliant Aggressive Fixed Income	725	688	1,178	2,253	2,157	3,209	1,105	796	456	1,883
Shariah Compliant Balanced	766	799	791	6,955	3,493	4,822	9,516	7,843	5,350	3,916
Shariah Compliant Asset Allocation	1,264	1,120	870	1,116	4,784	10,818	31,193	29,088	17,560	15,767
Shariah Compliant Fund of Funds	-	-	699	927	3,269	23,679	61,411	45,585	21,231	7,510
Shariah Compliant Fund of Funds - Income	-	-	-	-	-	-	-	-	-	26
Shariah Compliant Index Tracker	-	289	901	1,176	1,159	882	1,881	1,687	1,477	1,805
Shariah Compliant Commodities	-	-	-	-	-	321	457	243	478	548
<b>TOTAL</b>	<b>223,936</b>	<b>354,309</b>	<b>332,702</b>	<b>386,568</b>	<b>411,655</b>	<b>452,770</b>	<b>574,290</b>	<b>563,995</b>	<b>512,839</b>	<b>741,869</b>

## Mutual Funds Category wise Returns



Open-End Fund Returns										
Category	2011	2012	2013	2014	2015	2016	2017	2018	2019	2020
Money Market	11.85%	11.16%	9.05%	8.18%	8.80%	5.71%	6.96%	5.45%	8.85%	12.67%
Income	11.02%	11.08%	9.73%	9.32%	13.97%	7.67%	5.94%	5.15%	8.24%	14.16%
Equity	25.04%	9.12%	56.42%	47.34%	21.73%	9.05%	33.37%	-11.17%	-21.26%	3.06%
Capital Protected	9.71%	3.27%	11.38%	-	4.29%	3.81%	3.26%	0.74%	3.62%	10.64%
Capital Protected - Income	-	-	-	-	-	-	-	-	4.26%	17.59%
Fund of Funds - CPPI	-	-	-	-	11.47%	8.68%	-	0.72%	2.11%	4.83%
Aggressive Fixed Income	-2.12%	1.45%	8.14%	5.88%	12.40%	9.06%	5.98%	5.01%	7.39%	11.66%
Balanced	16.38%	13.40%	36.65%	23.70%	19.86%	7.05%	25.26%	-7.67%	-10.89%	5.40%
Asset Allocation	12.19%	6.76%	23.42%	14.78%	20.04%	5.96%	17.26%	-5.12%	-6.06%	3.27%
Fund of Funds	31.70%	14.69%	35.93%	9.93%	20.44%	6.17%	11.70%	-3.74%	-2.72%	4.21%
Index Tracker	22.45%	7.33%	44.78%	35.37%	12.57%	4.73%	20.77%	-11.55%	-20.01%	-0.19%
Commodities	-	-	-17.14%	9.19%	-5.01%	13.27%	-3.28%	-	-	-
Shariah Compliant Money Market	10.98%	10.69%	8.06%	8.70%	7.06%	4.63%	5.13%	4.49%	9.06%	11.33%
Shariah Compliant Income	10.08%	10.98%	9.37%	8.74%	7.27%	5.28%	5.58%	4.48%	8.41%	11.29%
Shariah Compliant Equity	37.23%	19.97%	47.94%	28.72%	21.02%	14.08%	25.16%	-14.87%	-22.61%	3.24%
Shariah Compliant Capital Protected	14.12%	13.52%	10.45%	3.68%	21.21%	3.64%	23.83%	0.80%	-1.32%	11.97%
Shariah Compliant Capital Protected - Income	-	-	-	-	-	-	-	-	-	-1.15%
Shariah Compliant Fund of Funds - CPPI	-	-	-	-	9.31%	7.15%	15.06%	0.15%	2.75%	0.82%
Shariah Compliant Aggressive Fixed Income	1.35%	10.19%	7.81%	12.96%	8.39%	7.34%	4.81%	3.49%	6.52%	11.30%
Shariah Compliant Balanced	27.17%	16.24%	25.00%	28.25%	15.56%	11.82%	14.86%	-8.93%	-12.80%	8.12%
Shariah Compliant Asset Allocation	13.82%	8.31%	30.80%	16.01%	29.26%	9.46%	17.98%	-6.18%	-9.81%	6.80%
Shariah Compliant Fund of Funds	-	-	6.26%	6.08%	3.99%	7.47%	8.05%	-5.95%	-7.84%	7.35%
Shariah Compliant Fund of Funds - Income	-	-	-	-	-	-	-	-	-	7.28%
Shariah Compliant Index Tracker	-	-2.34%	49.64%	26.49%	17.06%	13.32%	15.89%	-11.19%	-25.07%	0.88%
Shariah Compliant Commodities	-	-	-	-	-	10.59%	-7.21%	11.99%	30.43%	23.54%



## Voluntary Pension Schemes (VPS) Returns

Conventional VPS Returns										
	2011	2012	2013	2014	2015	2016	2017	2018	2019	2020
Equity Sub-Fund	26.45%	15.87%	60.16%	42.44%	38.54%	14.02%	32.70%	-9.93%	-17.22%	4.62%
Debt Sub-Fund	10.69%	10.46%	9.79%	7.23%	15.97%	8.83%	4.49%	4.47%	7.40%	17.08%
Money Market Sub-Fund	10.94%	10.10%	8.75%	7.32%	7.26%	4.67%	4.53%	4.48%	8.05%	11.91%
Commodity Sub-Fund	-	-	0.05%	4.64%	-1.61%	-1.55%	-2.01%	4.68%	12.31%	26.15%

Shariah Compliant VPS Returns										
	2011	2012	2013	2014	2015	2016	2017	2018	2019	2020
Equity Sub-Fund	34.76%	19.14%	52.72%	35.22%	30.59%	16.63%	25.02%	-14.88%	-21.34%	7.56%
Debt Sub-Fund	9.65%	9.03%	8.05%	7.76%	5.90%	4.16%	4.80%	2.82%	6.87%	10.11%
Money Market Sub-Fund	9.03%	9.94%	7.54%	6.97%	5.92%	3.56%	4.17%	3.24%	7.24%	9.62%
Commodity Sub-Fund	-	-	-	-	-	-	-9.41%	12.12%	28.46%	21.39%

Conventional VPS Returns										
Weighted Average Return of Allocation Schemes (%) for three mandatory Sub Funds										
	2011	2012	2013	2014	2015	2016	2017	2018	2019	2020
High Volatility (E:80%, D:20%, M:0%)	23.30%	14.79%	50.09%	35.40%	34.02%	12.98%	27.06%	-7.05%	-12.30%	7.11%
Medium Volatility (E:50%, D:40%, M:10%)	18.59%	13.13%	34.87%	24.85%	26.38%	11.01%	18.60%	-2.73%	-4.85%	10.33%
Low Volatility (E:20%, D:65%, M:15%)	13.88%	11.49%	19.71%	14.29%	19.18%	9.25%	10.14%	1.59%	2.57%	13.81%
Lower Volatility (E:0%, D:50%, M:50%)	10.81%	10.28%	9.27%	7.28%	11.61%	6.75%	4.51%	4.48%	7.72%	14.49%

E: Weight of Equity sub-fund; D: Weight of Debt sub-fund; M: Weight of Money Market sub-fund

Shariah Compliant VPS Returns										
Weighted Average Return of Allocation Schemes (%) for three mandatory Sub Funds										
	2011	2012	2013	2014	2015	2016	2017	2018	2019	2020
High Volatility (E:80%, D:20%, M:0%)	29.74%	17.12%	43.79%	29.73%	25.65%	14.14%	20.98%	-11.34%	-15.69%	8.07%
Medium Volatility (E:50%, D:40%, M:10%)	22.14%	14.17%	30.34%	21.41%	18.25%	10.34%	14.85%	-5.99%	-7.20%	8.78%
Low Volatility (E:20%, D:65%, M:15%)	14.58%	11.19%	16.91%	13.41%	10.84%	6.56%	8.75%	-0.66%	1.28%	9.52%
Lower Volatility (E:0%, D:50%, M:50%)	9.34%	9.48%	7.80%	7.36%	5.91%	3.86%	4.49%	3.03%	7.05%	9.86%

E: Weight of Equity sub-fund; D: Weight of Debt sub-fund; M: Weight of Money Market sub-fund

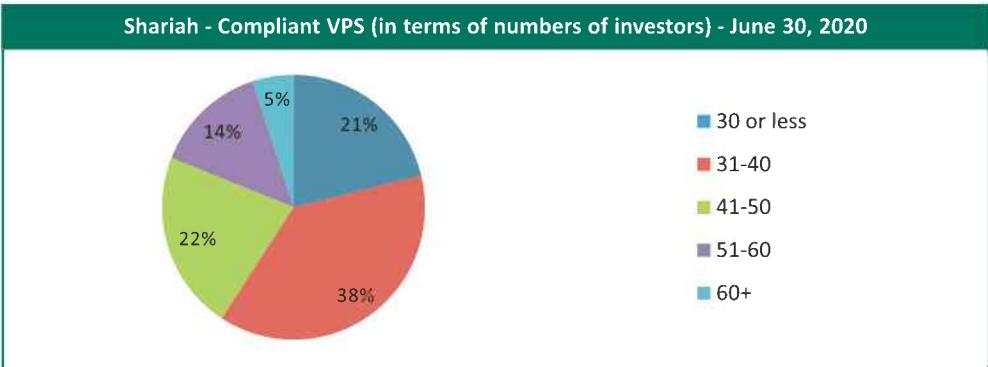
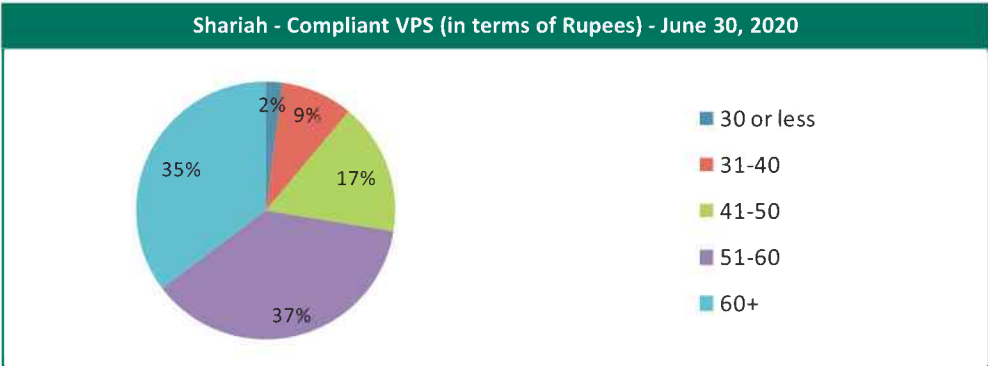
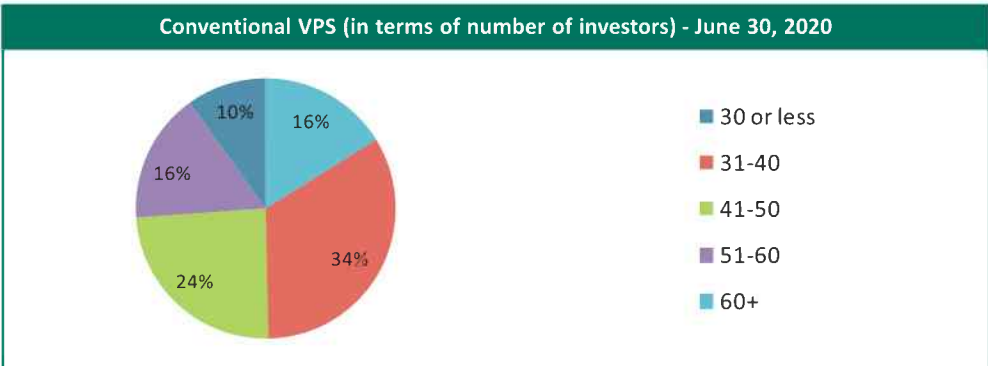
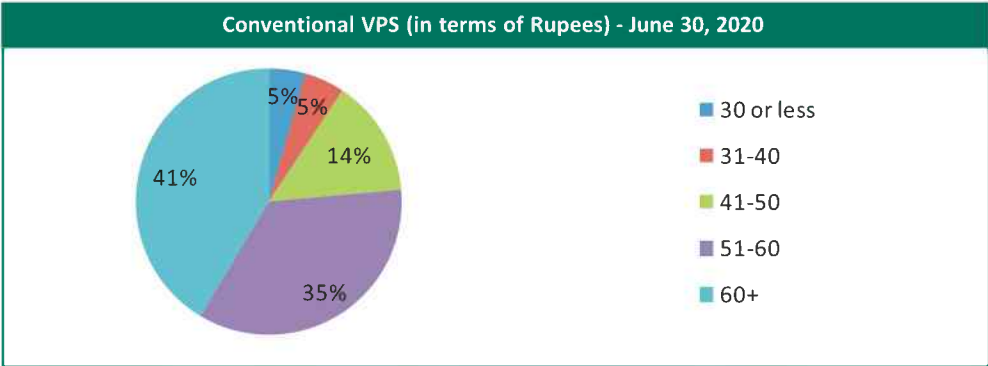
Conventional VPS Returns										
Weighted Average Return of Allocation Schemes (%) for four Sub Funds										
	2011	2012	2013	2014	2015	2016	2017	2018	2019	2020
High Volatility (E:55%, D:20%, M:0%, C:25%)	-	10.82%	35.06%	25.95%	23.99%	9.09%	18.38%	-3.40%	-4.91%	12.49%
Medium Volatility (E:35%, D:40%, M:10%, C:15%)	-	10.75%	25.85%	19.18%	20.36%	8.67%	13.39%	-0.54%	-0.42%	13.56%
Low Volatility (E:20%, D:60%, M:15%, C:5%)	-	10.97%	19.22%	14.16%	18.30%	8.73%	9.81%	1.60%	2.82%	14.26%
Lower Volatility (E:0%, D:50%, M:50%, C:0%)	-	10.28%	9.27%	7.28%	11.61%	6.75%	4.51%	4.48%	7.72%	14.49%

E: Weight of Equity sub-fund; D: Weight of Debt sub-fund; M: Weight of Money Market sub-fund; C: Weight of Commodity sub-fund

Shariah Compliant VPS Returns										
Weighted Average Return of Allocation Schemes (%) for four Sub Funds										
	2011	2012	2013	2014	2015	2016	2017	2018	2019	2020
High Volatility (E:55%, D:20%, M:0%, C:25%)	-	12.33%	30.61%	20.92%	18.00%	9.98%	12.37%	-4.59%	-3.24%	11.52%
Medium Volatility (E:35%, D:40%, M:10%, C:15%)	-	11.30%	22.43%	16.13%	13.66%	7.84%	9.68%	-1.94%	0.27%	10.86%
Low Volatility (E:20%, D:60%, M:15%, C:5%)	-	10.73%	16.51%	12.75%	10.55%	6.36%	8.04%	-0.19%	2.36%	10.09%
Lower Volatility (E:0%, D:50%, M:50%, C:0%)	-	9.48%	7.80%	7.36%	5.91%	3.86%	4.49%	3.03%	7.05%	9.86%

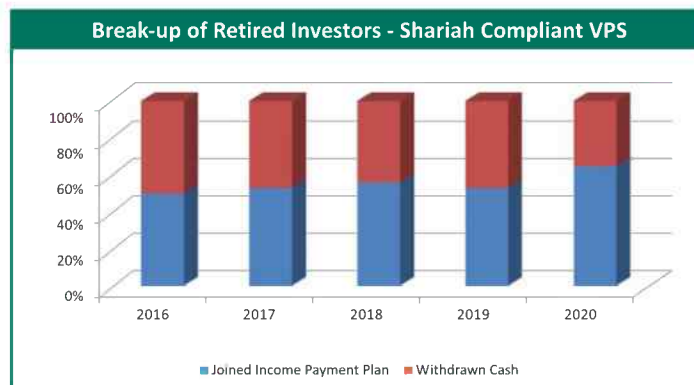
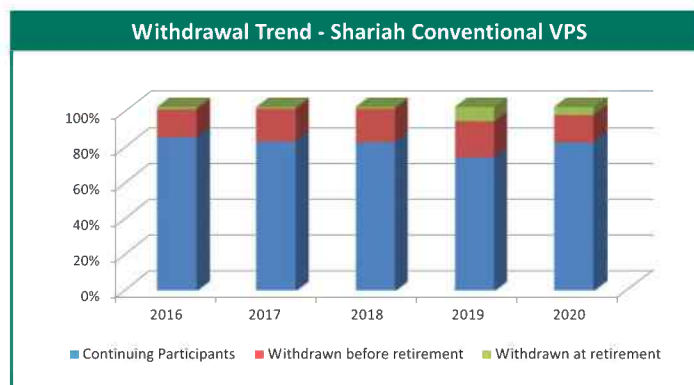
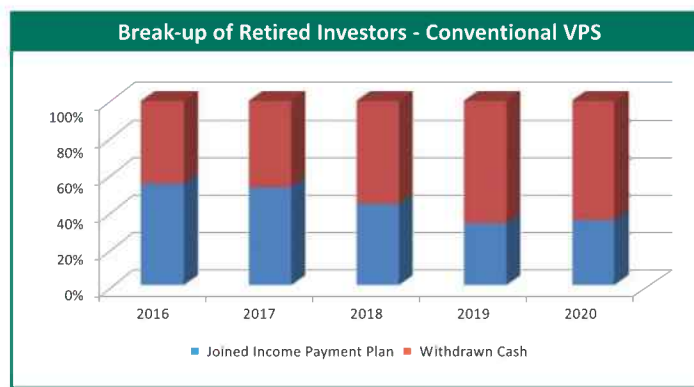
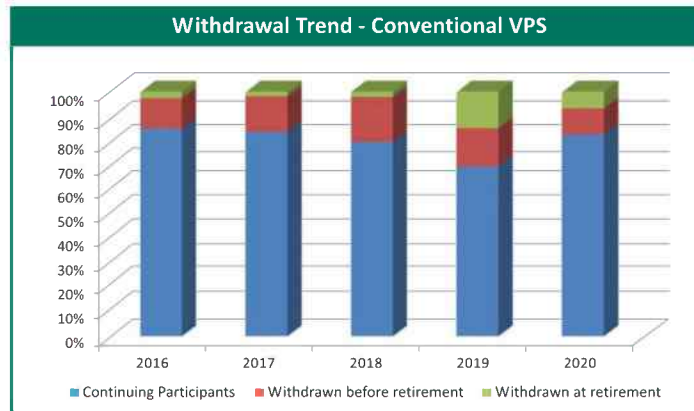
E: Weight of Equity sub-fund; D: Weight of Debt sub-fund; M: Weight of Money Market sub-fund; C: Weight of Commodity sub-fund

# Age-wise Allocation of VPS Participants





# Withdrawal from Voluntary Pension Schemes

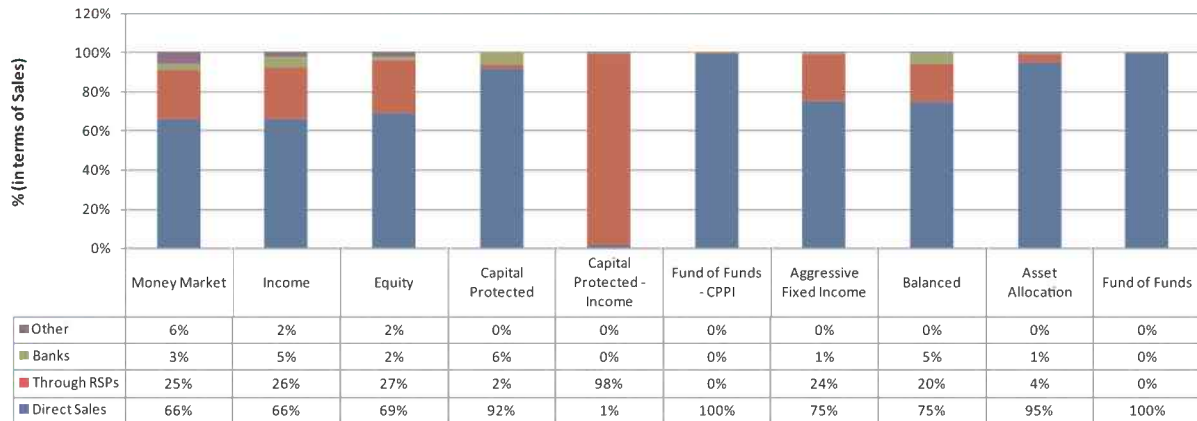




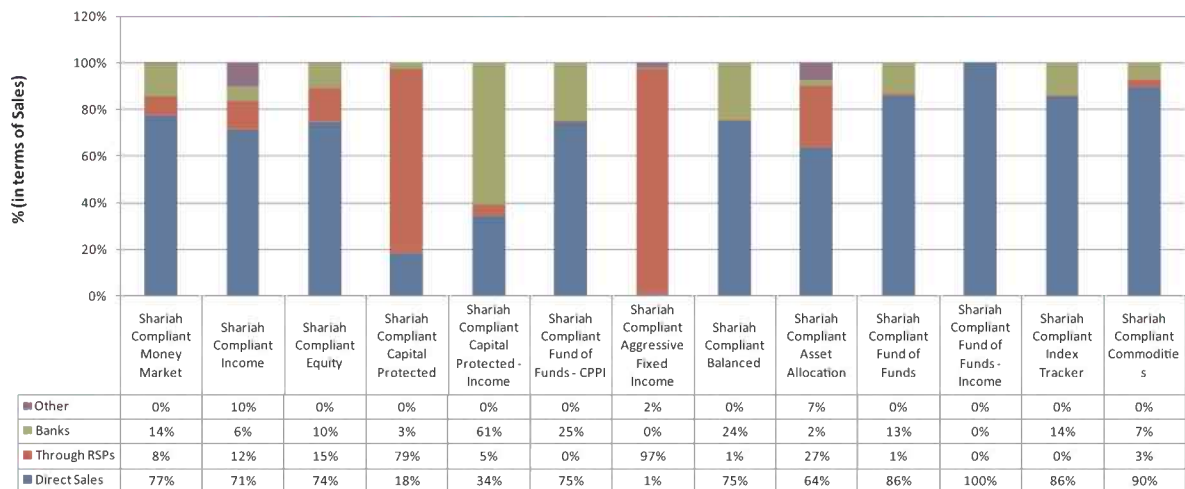
## Break-up of Sales (Channel-wise)



### Break-up of Sales of Conventional Mutual Funds



### Break-up of Sales of Shariah - Compliant Mutual Funds

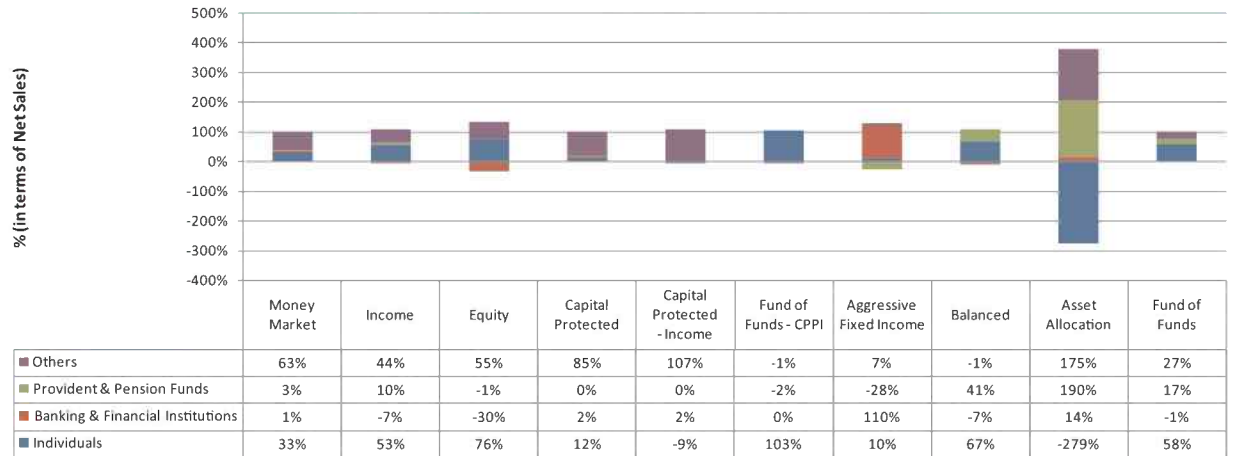


**Note:** The information pertaining to this UHP does not reflect the complete industry picture as it does not include data from AKDIML and BMA Funds in year 2020 as the data was not received from them till the date of this publication.

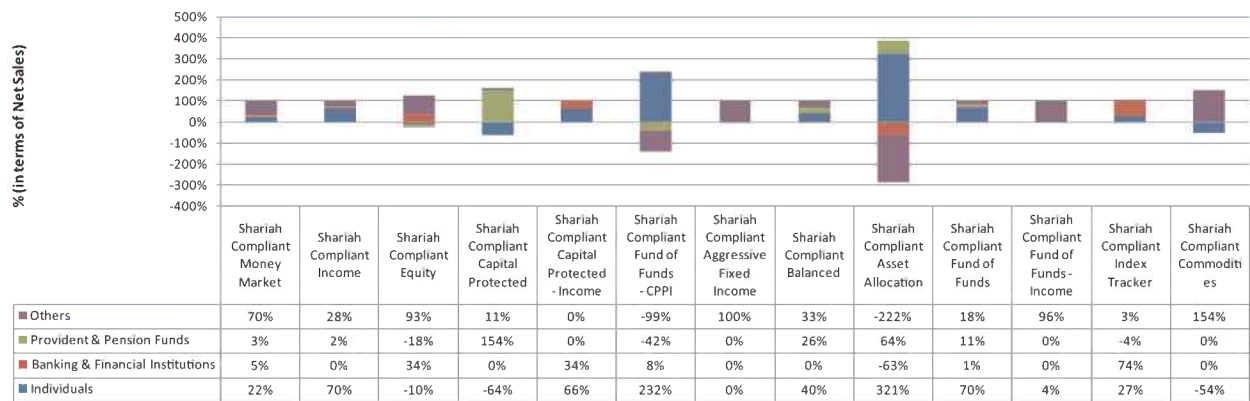


## Break-up of Net Sales (Investor wise break-up)

### Break-up of Net Sales of Conventional Funds



### Break-up of Net Sales of Shariah-Compliant Funds



**Note:** The information pertaining to this UHP does not reflect the complete industry picture as it does not include data from AKDIML and BMA Funds in year 2020 as the data was not received from them till the date of this publication.

# Open-End Mutual Funds, ETFs and VPS Sales, Redemption and Net Sales



Sales (PKR millions)										
Category	2011	2012	2013	2014	2015	2016	2017	2018	2019	2020
Money Market	135,248	258,427	211,325	208,434	245,496	169,194	245,607	237,367	358,300	496,662
Income	41,348	115,772	107,510	62,137	178,198	204,728	133,013	39,535	48,521	122,586
Equity	13,958	8,783	15,443	30,770	43,536	34,952	83,826	45,675	40,141	39,340
Capital Protected	8	735	-	-	2,652	318	426	1,780	10	9,032
Capital Protected - Income	-	-	-	-	-	-	-	-	2,206	7,484
Fund of Funds - CPPI	-	-	-	1,930	1,689	73	-	494	224	1,380
Aggressive Fixed Income	3,588	2,388	6,766	6,304	10,567	21,939	26,637	14,607	10,092	10,153
Balanced	165	224	322	1,033	1,989	1,492	2,735	421	155	199
Asset Allocation	849	2,208	3,539	6,093	10,335	16,753	22,671	7,064	3,812	8,445
Fund of Funds	21	444	165	155	143	1,743	5,004	945	83	71
Index Tracker	144	65	128	13	23	68	59	15	26	-
Commodities	-	-	237	322	103	88	1,210	-	-	-
Shariah Compliant Money Market	9,328	14,217	8,455	12,767	36,219	34,599	30,962	63,362	70,646	281,162
Shariah Compliant Income	22,718	36,076	37,988	49,305	49,414	88,955	126,121	89,442	92,924	277,049
Shariah Compliant Equity	1,166	2,300	6,440	12,981	56,531	64,588	139,729	80,979	53,747	70,704
Shariah Compliant Capital Protected	-	396	768	2,423	597	47	-	-	0.40	9
Shariah Compliant Capital Protected - Income	-	-	-	-	-	-	-	-	-	204
Shariah Compliant Fund of Funds - CPPI	-	-	-	10,422	9,670	138	-	14,420	10,499	7,638
Shariah Compliant Aggressive Fixed Income	79	23	311	2,302	5,634	10,020	2,924	1,019	392	2,291
Shariah Compliant Balanced	123	49	2,884	7,193	2,583	3,025	8,997	2,755	909	642
Shariah Compliant Asset Allocation	105	187	283	740	6,835	15,161	41,771	18,484	6,134	17,710
Shariah Compliant Fund of Funds	-	-	810	672	3,440	19,699	53,667	12,518	1,966	515
Shariah Compliant Fund of Funds - Income	-	-	-	-	-	-	-	-	-	126
Shariah Compliant Index Tracker	-	296	759	547	489	305	1,585	1,170	1,010	1,126
Shariah Compliant Commodities	-	-	-	-	-	523	534	230	742	658
Conventional Voluntary Pension Schemes	146	449	722	1,398	2,729	3,001	9,415	3,053	3,931	3,433
Shariah Compliant Voluntary Pension Schemes	144	664	1,401	2,220	3,530	4,629	17,363	7,253	9,252	9,207
Exchange Traded Funds	-	-	-	-	-	-	-	-	-	88
<b>TOTAL</b>	<b>229,139</b>	<b>443,703</b>	<b>406,256</b>	<b>420,159</b>	<b>672,402</b>	<b>696,038</b>	<b>954,256</b>	<b>642,587</b>	<b>715,720</b>	<b>1,367,911</b>

Redemptions (PKR millions)										
Category	2011	2012	2013	2014	2015	2016	2017	2018	2019	2020
Money Market	102,355	197,173	245,087	227,315	304,119	189,312	234,905	195,913	349,355	433,279
Income	51,816	71,768	241,926	62,502	173,694	188,079	164,146	55,617	56,838	104,450
Equity	14,318	9,131	26,440	35,682	40,847	36,458	73,026	42,924	44,762	41,980
Capital Protected	3,569	1,267	1,173	641	29	198	47	313	264	2,213
Capital Protected - Income	-	-	-	-	-	-	-	-	337	2,700
Fund of Funds - CPPI	-	-	-	724	90	2,622	-	2	54	311
Aggressive Fixed Income	9,359	3,931	4,883	5,097	11,150	19,990	31,437	18,901	12,989	11,074
Balanced	1,918	1,115	992	888	1,778	1,789	2,674	1,158	744	406
Asset Allocation	659	1,636	3,015	4,644	9,123	14,414	17,996	8,149	7,368	8,888
Fund of Funds	293	535	578	129	141	524	2,849	2,794	1,895	359
Index Tracker	66	122	155	20	13	89	77	14	9	-
Commodities	-	-	67	188	42	99	801	-	-	-
Shariah Compliant Money Market	8,013	13,249	9,808	15,098	27,932	42,354	44,208	59,602	54,308	207,114
Shariah Compliant Income	9,133	28,973	34,239	49,406	66,743	80,936	138,132	90,035	81,999	222,972
Shariah Compliant Equity	2,038	2,335	4,608	8,000	40,060	53,577	90,250	88,827	68,270	74,904
Shariah Compliant Capital Protected	3	5	10	96	1,059	1,295	1,820	16	18	6
Shariah Compliant Capital Protected - Income	-	-	-	-	-	-	-	-	-	1
Shariah Compliant Fund of Funds - CPPI	-	-	-	118	1,831	11,945	1,094	590	6,472	6,798
Shariah Compliant Aggressive Fixed Income	637	43	83	1,376	5,858	8,941	3,955	1,260	709	670
Shariah Compliant Balanced	440	42	2,169	4,667	1,352	2,058	4,292	3,574	2,514	2,218
Shariah Compliant Asset Allocation	227	296	445	453	3,761	9,053	22,057	16,702	15,240	18,922
Shariah Compliant Fund of Funds	-	-	136	570	1,164	3,079	17,840	14,385	21,967	8,634
Shariah Compliant Fund of Funds - Income	-	-	-	-	-	-	-	-	-	-
Shariah Compliant Index Tracker	-	1	315	501	695	628	310	1,174	700	811
Shariah Compliant Commodities	-	-	-	-	-	218	364	488	554	679
Conventional Voluntary Pension Schemes	116	83	225	537	1,274	1,591	5,622	2,315	3,919	2,800
Shariah Compliant Voluntary Pension Schemes	79	150	554	1,006	1,568	1,932	9,339	5,161	8,019	7,479
Exchange Traded Funds	-	-	-	-	-	-	-	-	-	8
<b>TOTAL</b>	<b>205,039</b>	<b>331,854</b>	<b>576,908</b>	<b>419,660</b>	<b>694,321</b>	<b>671,181</b>	<b>867,241</b>	<b>609,914</b>	<b>739,304</b>	<b>1,159,675</b>

Net Sales (PKR millions)										
Category	2011	2012	2013	2014	2015	2016	2017	2018	2019	2020
Money Market	32,894	61,254	(33,762)	(18,881)	(58,624)	(20,118)	10,702	41,454	8,945	63,383
Income	(10,468)	44,005	(134,416)	(365)	4,503	16,649	(31,133)	(16,082)	(8,317)	18,136
Equity	(360)	(348)	(10,998)	(4,912)	2,690	(1,506)	10,799	2,751	(4,621)	(2,641)
Capital Protected	(3,560)	(532)	(1,173)	(641)	2,623	120	379	1,467	(254)	6,818
Capital Protected - Income	-	-	-	-	-	-	-	-	1,868	4,784
Fund of Funds - CPPI	-	-	-	1,205	1,599	(2,549)	-	492	170	1,068
Aggressive Fixed Income	(5,771)	(1,543)	1,884	1,207	(583)	1,948	(4,800)	(4,294)	(2,898)	(921)
Balanced	(1,753)	(891)	(670)	144	211	(297)	61	(737)	(589)	(208)
Asset Allocation	191	572	525	1,448	1,212	2,339	4,675	(1,085)	(3,555)	(443)
Fund of Funds	(272)	(91)	(413)	26	2	1,219	2,156	(1,849)	(1,813)	(288)
Index Tracker	78	(56)	(28)	(7)	10	(21)	(18)	1	17	-
Commodities	-	-	171	134	61	(11)	409	-	-	-
Shariah Compliant Money Market	1,314	968	(1,353)	(2,331)	8,287	(7,755)	(13,246)	3,760	16,338	74,047
Shariah Compliant Income	13,585	7,104	3,749	(101)	(17,329)	8,020	(12,011)	(593)	10,925	54,077
Shariah Compliant Equity	(872)	(35)	1,832	4,980	16,471	11,011	49,479	(7,848)	(14,524)	(4,200)
Shariah Compliant Capital Protected	(3)	391	758	2,327	(462)	(1,248)	(1,820)	(16)	(18)	3
Shariah Compliant Capital Protected - Income	-	-	-	-	-	-	-	-	-	203
Shariah Compliant Fund of Funds - CPPI	-	-	-	10,304	7,839	(11,807)	(1,094)	13,830	4,027	840
Shariah Compliant Aggressive Fixed Income	(558)	(20)	228	926	(224)	1,079	(1,032)	(241)	(317)	1,621
Shariah Compliant Balanced	(317)	7	715	2,526	1,232	966	4,705	(819)	(1,605)	(1,576)
Shariah Compliant Asset Allocation	(122)	(109)	(162)	287	3,074	6,109	19,714	1,782	(9,106)	(1,212)
Shariah Compliant Fund of Funds	-	-	674	103	2,276	16,620	35,827	(1,867)	(20,001)	(8,118)
Shariah Compliant Fund of Funds - Income	-	-	-	-	-	-	-	-	-	126
Shariah Compliant Index Tracker	-	295	444	46	(206)	(323)	1,275	(4)	310	315
Shariah Compliant Commodities	-	-	-	-	-	306	170	(258)	188	(21)
Conventional Voluntary Pension Schemes	30	366	496	861	1,456	1,410	3,793	738	12	633
Shariah Compliant Voluntary Pension Schemes	65	514	847	1,214	1,962	2,696	8,025	2,092	1,233	1,728
Exchange Traded Funds	-	-	-	-	-	-	-	-	-	80
<b>TOTAL</b>	<b>24,101</b>	<b>111,850</b>	<b>(170,652)</b>	<b>499</b>	<b>(21,920)</b>	<b>24,857</b>	<b>87,015</b>	<b>32,674</b>	<b>(23,585)</b>	<b>208,236</b>

**Note:** The information pertaining to this UHP does not reflect the complete industry picture as it does not include data from AKDIML and BMA Funds in year 2020 as the data was not received from them till the date of this publication.



## Unit Holder's Pattern (Mutual Funds)

Open-End Funds										
	2011	2012	2013	2014	2015	2016	2017	2018	2019	2020
<b>Individuals</b>										
Net Assets (PKR millions)	47,180	58,522	82,992	98,662	139,363	156,025	227,691	214,596	205,121	283,281
Investors' Account	113,101	130,042	169,489	176,523	195,866	213,798	264,749	304,096	383,943	428,731
<b>Banking &amp; Financial Institutions</b>										
Net Assets (PKR millions)	47,282	75,207	54,785	66,283	55,426	63,273	49,492	45,513	42,123	51,881
Investors' Account	1,205	628	687	692	561	636	744	724	713	790
<b>Provident &amp; Pension Funds</b>										
Net Assets (PKR millions)	25,154	12,155	29,945	42,059	56,301	46,942	78,867	88,119	77,616	78,673
Investors' Account	2,052	1,818	2,176	2,367	2,786	3,098	3,805	3,909	3,456	3,670
<b>Public Limited Co.</b>										
Net Assets (PKR millions)	26,747	18,060	37,867	26,209	27,173	25,716	30,945	53,857	43,041	88,801
Investors' Account	968	536	608	467	360	301	302	407	559	599
<b>Associated Companies</b>										
Net Assets (PKR millions)	-	-	82,197	91,121	77,547	77,809	105,160	70,940	53,435	49,323
Investors' Account	-	-	424	429	395	405	307	292	348	415
<b>Others</b>										
Net Assets (PKR millions)	77,237	190,278	44,938	62,150	55,744	82,680	141,734	149,665	124,194	201,301
Investors' Account	5,760	2,427	2,739	2,901	2,963	2,780	3,290	4,399	5,510	11,372
<b>Fund of Funds</b>										
Net Assets (PKR millions)	-	-	-	-	-	-	59,602	58,695	33,233	16,204
Investors' Account	-	-	-	-	-	-	-	-	-	-
<b>Total</b>										
Net Assets including Fund of Funds (PKR millions)	223,601	354,222	332,724	386,484	411,554	452,445	693,491	681,386	578,763	769,465
Net Assets excluding Fund of Funds (PKR millions)	223,601	354,222	332,724	386,484	411,554	452,445	574,288	563,996	512,297	737,057
No. of Investors' Accounts	123,086	135,451	176,123	183,379	202,931	221,018	273,197	313,827	394,529	445,577

**Note:** The information pertaining to this UHP does not reflect the complete industry picture as it does not include data from AKDIML and BMA Funds in year 2020 as the data was not received from them till the date of this publication.

# Performance Analysis - FY 2020



Fund Name	AMC Name	Returns				Risk Analysis		
		Return (YTD)	9 months	6 months	3 months	Annualized Standard Deviation	Risk/Return (Coefficient of Variation)	Sharpe Ratio*
<b>Money Market</b>								
Atlas Money Market Fund	AAML	12.81%	12.39%	11.72%	10.23%	0.15	1.16	0.08
ABL Cash Fund	ABL AMC	12.62%	12.23%	11.51%	9.66%	0.15	1.19	0.06
Alfalah GHP Cash Fund	AGIML	12.64%	12.24%	11.51%	9.38%	0.01	0.05	1.43
Alfalah GHP Money Market Fund	AGIML	12.61%	12.20%	11.58%	9.87%	0.14	1.12	0.06
First Habib Cash Fund	AHAML	12.94%	12.65%	14.43%	10.78%	0.15	1.13	0.08
AKD Cash Fund	AKDIML	12.21%	11.99%	11.55%	9.60%	0.01	0.05	0.81
BMA Empress Cash Fund	BMA Funds	11.47%	10.95%	9.96%	7.65%	0.01	0.05	(0.36)
Faysal Money Market Fund	FAML	12.57%	12.19%	11.65%	10.02%	0.01	0.05	1.32
HBL Money Market Fund	HBLAML	12.36%	12.09%	11.55%	9.96%	0.01	0.06	0.96
HBL Cash Fund	HBLAML	12.83%	12.57%	12.12%	10.65%	0.14	1.12	0.08
JS Cash Fund	JSIL	13.33%	13.07%	12.63%	10.98%	0.15	1.12	0.11
Lakson Money Market Fund	LI	12.72%	12.47%	11.72%	10.28%	0.14	1.13	0.07
MCB Cash Management Optimizer Fund	MCBAH	12.67%	12.30%	11.64%	9.89%	0.15	1.15	0.07
Pakistan Cash Management Fund	MCBAH	11.98%	12.08%	11.29%	8.93%	0.07	0.59	0.04
NBP Government Securities Liquid Fund	NBP Funds	12.47%	12.17%	11.67%	9.63%	0.14	1.13	0.06
NBP Money Market Fund	NBP Funds	12.77%	12.43%	11.96%	9.78%	0.14	1.11	0.08
NIT Money Market Fund (Formerly: NIT Government Treasury Fund)	NITL	12.51%	13.73%	13.84%	14.66%	0.31	2.47	0.03
Askari Sovereign Cash Fund	POAMCL	12.98%	12.73%	-11.62%	10.48%	0.01	0.06	1.60
UBL Liquidity Plus Fund	UBLFML	12.62%	13.07%	11.91%	10.53%	0.15	1.18	0.06
UBL Money Market Fund	UBLFML	12.12%	-3.85%	11.29%	9.79%	0.01	0.06	0.62
UBL Cash Fund	UBLFML				<b>New Fund</b>			
<b>Income</b>								
Atlas Income Fund	AAML	16.26%	16.11%	16.08%	13.69%	0.02	0.10	2.73
Atlas Sovereign Fund	AAML	18.08%	18.13%	18.68%	16.48%	0.02	0.13	2.81
ABL Government Securities Fund	ABL AMC	15.30%	15.61%	16.27%	14.21%	0.02	0.14	1.63
ABL Income Fund	ABL AMC	14.32%	14.27%	15.39%	13.33%	0.03	0.21	0.88
Alfalah GHP Income Fund	AGIML	14.79%	15.26%	16.69%	13.40%	0.02	0.10	2.03
Alfalah GHP Sovereign Fund	AGIML	16.12%	16.67%	18.75%	16.52%	0.02	0.12	2.37
First Habib Income Fund	AHAML	12.79%	12.63%	13.87%	13.57%	0.02	0.18	0.47
AWT Income Fund	AWTIL	17.92%	17.85%	18.47%	15.75%	0.03	0.17	2.05
Faysal Financial Sector Opportunity Fund	FAML	12.91%	12.42%	11.52%	10.25%	0.01	0.05	1.78
Faysal MTS Fund	FAML	13.04%	12.67%	12.02%	10.34%	0.01	0.06	1.76
Faysal Savings Growth Fund	FAML	11.67%	11.48%	11.84%	10.97%	0.02	0.14	(0.01)
Faysal Government Securities Fund	FAML				<b>New Fund</b>			
HBL Income Fund	HBLAML	13.28%	12.74%	14.77%	11.47%	0.03	0.20	0.59
HBL Government Securities Fund	HBLAML	16.02%	16.00%	17.93%	15.54%	0.03	0.17	1.63
JS Income Fund	JSIL	11.31%	10.39%	11.74%	11.07%	0.04	0.33	(0.10)
Lakson Income Fund	LI	13.65%	13.12%	12.73%	10.15%	0.01	0.08	1.79
MCB DCF Income Fund	MCBAH	11.65%	11.31%	11.31%	8.38%	0.01	0.11	(0.03)
MCB Pakistan Sovereign Fund	MCBAH	16.34%	14.43%	15.75%	13.50%	0.02	0.14	2.10
Pakistan Income Fund	MCBAH	13.93%	13.51%	13.82%	11.96%	0.01	0.09	1.77
NBP Financial Sector Income Fund	NBP Funds	13.46%	13.32%	12.96%	11.99%	0.01	0.05	2.46
NBP Savings Fund	NBP Funds	12.11%	11.75%	10.96%	9.43%	0.01	0.05	0.70
NBP Income Opportunity Fund	NBP Funds	13.32%	13.47%	14.19%	12.54%	0.01	0.10	1.21
NBP Government Securities Savings Fund	NBP Funds	21.16%	21.38%	21.98%	18.61%	0.18	0.84	0.53
NBP Mahana Amdani Fund	NBP Funds	12.91%	12.76%	12.50%	10.53%	0.01	0.05	1.90
NBP Government Securities Plan I	NBP Funds	18.40%	18.60%	20.38%	19.54%	0.03	0.15	2.41
NIT - Government Bond Fund	NITL	16.04%	16.36%	17.01%	15.88%	0.02	0.15	1.83
NIT - Income Fund	NITL	12.58%	12.51%	15.03%	12.88%	0.03	0.23	0.31
Askari Sovereign Yield Enhancer	POAMCL	14.02%	13.78%	14.69%	13.89%	0.02	0.15	1.12
Pak Oman Government Securities Fund	POAMCL	16.92%	17.62%	21.19%	27.06%	0.05	0.31	0.98
UBL Income Opportunity Fund (UIOF) (Formerly: UBL Financial Sector Bond Fund)	UBLFML	15.69%	15.94%	16.69%	15.99%	0.02	0.14	1.78
UBL Government Securities Fund	UBLFML	14.75%	15.06%	16.35%	13.80%	0.02	0.13	1.57

\* Please refer Glossary & Notes



## Performance Analysis - FY 2020

Fund Name	AMC Name	Returns				Risk Analysis		
		Return (YTD)	9 months	6 months	3 months	Annualized Standard Deviation	Risk/Return (Coefficient of Variation)	Sharpe Ratio*
<b>Equity</b>								
Atlas Stock Market Fund	AAML	4.62%	11.23%	-13.32%	20.61%	0.34	7.32	(0.21)
ABL Stock Fund	ABL AMC	-1.44%	4.54%	-17.38%	19.36%	0.34	(23.59)	(0.39)
Alfalah GHP Alpha Fund	AGIML	-3.37%	0.47%	-19.24%	17.02%	0.34	(10.01)	(0.45)
Alfalah GHP Stock Fund	AGIML	-3.74%	0.35%	-19.13%	17.12%	0.34	(9.03)	(0.46)
First Habib Stock Fund	AHAML	-0.95%	4.08%	-15.18%	18.43%	0.32	(33.48)	(0.40)
AKD Opportunity Fund	AKDIML	1.65%	17.72%	-8.05%	24.06%	0.32	19.24	(0.32)
Golden Arrow Stock Fund (Formerly: Golden Arrow Selected Stocks Fund)	AKDIML	-4.59%	12.54%	-5.51%	21.41%	0.26	(5.59)	(0.64)
AWT Stock Fund	AWTIL	1.52%	6.50%	-16.76%	12.02%	0.29	19.21	(0.35)
Faysal Stock Fund	FAML	4.57%	4.16%	-13.77%	16.38%	0.29	6.27	(0.25)
First Capital Mutual Fund	FCIL	1.87%	4.40%	-18.55%	16.12%	0.32	17.20	(0.31)
HBL Stock Fund	HBLAML	-3.77%	1.79%	-18.98%	14.70%	0.33	(8.73)	(0.47)
HBL Energy Fund	HBLAML	-9.98%	-2.45%	-23.47%	25.35%	0.40	(4.01)	(0.54)
HBL Equity Fund	HBLAML	7.61%	13.19%	-10.63%	20.66%	0.33	4.39	(0.12)
HBL Growth Fund-Class A (Formerly PICIC Growth Fund)	HBLAML	5.74%	14.77%	-19.13%	28.48%	0.51	8.90	(0.12)
HBL Growth Fund-Class B (Formerly PICIC Growth Fund)	HBLAML	-2.62%	3.26%	-17.88%	14.74%	0.33	(12.42)	(0.44)
HBL Investment Fund-Class A (Formerly PICIC Investment Fund)	HBLAML	7.16%	16.12%	-18.79%	28.00%	0.52	7.20	(0.09)
HBL Investment Fund-Class B (Formerly PICIC Investment Fund)	HBLAML	-2.94%	2.79%	-18.05%	14.48%	0.32	(11.03)	(0.45)
JS Growth Fund	JSIL	6.87%	14.85%	-10.19%	24.48%	0.31	4.48	(0.16)
JS Large Cap Fund	JSIL	-8.01%	-1.09%	-16.67%	17.65%	0.32	(4.04)	(0.61)
JS Value Fund	JSIL	-0.92%	2.73%	-14.30%	20.46%	0.31	(33.50)	(0.41)
Lakson Equity Fund	LI	-3.48%	1.03%	-16.40%	16.49%	0.31	(8.88)	(0.49)
MCB Pakistan Stock Market Fund	MCBAH	-2.37%	1.17%	-15.62%	20.45%	0.32	(13.64)	(0.44)
NBP Stock Fund	NBP Funds	-0.19%	4.85%	-15.47%	18.74%	0.33	(170.24)	(0.36)
NBP Financial Sector Fund	NBP Funds	-15.58%	-8.10%	-24.62%	5.07%	0.32	(2.07)	(0.85)
National Investment Unit Trust	NITL	6.38%	15.23%	-11.46%	19.52%	0.27	4.24	(0.20)
Askari Equity Fund	POAMCL				<b>Matured</b>			
UBL Stock Advantage Fund	UBLFML	4.90%	12.32%	-12.91%	20.20%	0.33	6.73	(0.21)
UBL Dedicated Equity Fund	UBLFML	6.58%	13.95%	-12.08%	22.40%	0.32	4.85	(0.16)
UBL Financial Sector Fund	UBLFML	-15.28%	-8.05%	-24.67%	6.62%	0.33	(2.16)	(0.82)
<b>Capital Protected</b>								
Allied Capital Protected Fund	ABL AMC				<b>Matured</b>			
ABL Special Saving Fund (ABL Special Saving Plan I)	ABL AMC				<b>New Fund</b>			
ABL Special Saving Fund (ABL Special Saving Plan II)	ABL AMC				<b>New Fund</b>			
ABL Special Saving Fund (ABL Special Saving Plan III)	ABL AMC				<b>New Fund</b>			
ABL Special Saving Fund (ABL Special Saving Plan IV)	ABL AMC				<b>New Fund</b>			
Alfalah Capital Preservation Fund II	AGIML				<b>Matured</b>			
UBL Capital Protected Fund III	UBLFML				<b>Matured</b>			
<b>Capital Protected - Income</b>								
UBL Special Savings Plan I	UBLFML	22.33%	22.25%	24.70%	22.63%	0.08	0.38	1.27
UBL Special Savings Plan II	UBLFML	22.59%	22.59%	24.90%	23.09%	0.10	0.44	1.10
UBL Special Savings Plan III	UBLFML	24.84%	24.97%	27.06%	23.69%	0.10	0.39	1.35
UBL Special Savings Plan IV	UBLFML	19.30%	19.52%	21.73%	21.04%	0.10	0.49	0.80
UBL Special Savings Plan V	UBLFML				<b>New Fund</b>			
UBL Special Savings Plan VI	UBLFML				<b>New Fund</b>			
UBL Special Savings Plan VIII	UBLFML				<b>New Fund</b>			
<b>Fund of Funds - CPPI</b>								
Faysal Financial Planning Fund (Faysal Active Principal Preservation Plan)	FAML				<b>New Fund</b>			
UBL Active Principal Preservation Plan I	UBLFML	0.63%	-1.57%	-9.13%	2.09%	0.09	14.54	(1.20)
UBL Active Principal Preservation Plan II	UBLFML	2.09%	0.90%	-6.80%	1.60%	0.08	3.74	(1.23)
UBL Active Principal Preservation Plan III	UBLFML	0.96%	0.74%	-8.95%	2.18%	0.10	10.80	(1.04)

# Performance Analysis - FY 2020



Fund Name	AMC Name	Returns				Risk Analysis		
		Return (YTD)	9 months	6 months	3 months	Annualized Standard Deviation	Risk/Return (Coefficient of Variation)	Sharpe Ratio*
<b>Aggressive Fixed Income</b>								
Alfalah GHP Income Multiplier Fund	AGIML	15.22%	15.73%	18.15%	15.76%	0.02	0.13	1.75
AKD Aggressive Income Fund (Formerly: AKD Income Fund)	AKDIML	13.08%	13.87%	13.80%	9.04%	0.02	0.14	0.75
BMA Chundrigar Road Savings Fund	BMA Funds	10.73%	10.40%	9.78%	7.73%	0.01	0.06	(1.60)
Faysal Income & Growth Fund	FAML	11.19%	10.75%	11.59%	10.88%	0.02	0.19	(0.23)
Pakistan Income Enhancement Fund	MCBAH	14.41%	13.88%	15.11%	13.02%	0.02	0.12	1.54
Askari High Yield Scheme	POAMCL	7.93%	7.03%	13.55%	10.74%	0.04	0.54	(0.88)
UBL Growth & Income Fund (Formerly: United Growth & Income Fund)	UBLFML	13.58%	13.51%	16.18%	13.85%	0.04	0.27	0.51
<b>Balanced</b>								
HBL Multi Asset Fund	HBLAML	2.14%	2.91%	-11.79%	9.22%	0.21	9.63	(0.46)
Unit Trust of Pakistan	JSIL	3.30%	9.66%	-7.16%	17.56%	0.23	7.10	(0.36)
Pakistan Capital Market Fund	MCBAH	4.90%	7.01%	-7.14%	12.22%	0.21	4.33	(0.32)
NBP Balanced Fund	NBP Funds	7.45%	8.52%	-7.94%	10.73%	0.20	2.64	(0.22)
First Dawood Mutual Fund	786 IL	<b>Merged into 786 Smart Fund</b>						
<b>Asset Allocation</b>								
Allied Finergy Fund	ABL AMC	-5.48%	-3.57%	-16.91%	11.94%	0.27	(4.93)	(0.64)
Alfalah GHP Value Fund	AGIML	0.95%	0.89%	-11.57%	12.24%	0.21	22.68	(0.50)
First Habit Asset Allocation Fund	AHAML	-0.55%	4.44%	0.01%	8.97%	0.12	(22.45)	(0.99)
AWT Asset Allocation Fund	AWTIL	13.12%	12.31%	0.72%	-0.96%	0.10	0.74	0.15
Faysal Asset Allocation Fund	FAML	1.83%	1.26%	-9.65%	10.28%	0.21	11.27	(0.48)
Faysal Financial Value Fund	FAML	<b>New Fund</b>						
Lakson Asset Allocation Developed Markets Fund	LI	1.92%	0.75%	-3.98%	2.35%	0.10	5.38	(0.95)
Lakson Tactical Fund	LI	3.09%	5.31%	-9.17%	12.53%	0.21	6.89	(0.40)
MCB Pakistan Asset Allocation Fund	MCBAH	-3.58%	-1.41%	-13.99%	13.16%	0.24	(6.63)	(0.64)
MCB Pakistan Frequent Payout Fund	MCBAH	4.40%	1.86%	-0.65%	-0.53%	0.08	1.87	(0.89)
NBP Sarmaya Izafa Fund	NBP Funds	8.19%	9.65%	-8.05%	11.06%	0.21	2.51	(0.17)
NIT Asset Allocation Fund	NITL	<b>New Fund</b>						
Askari Asset Allocation Fund	POAMCL	1.31%	1.91%	-5.25%	4.79%	0.11	8.34	(0.95)
Pak Oman Advantage Asset Allocation Fund	POAMCL	1.48%	4.70%	-6.13%	8.23%	0.15	10.03	(0.69)
UBL Asset Allocation Fund	UBLFML	11.26%	12.48%	-0.95%	9.73%	0.14	1.21	(0.03)
<b>Fund of Funds</b>								
ABL Financial Planning Fund (Active Plan)	ABL AMC	-5.52%	-4.68%	-13.55%	16.16%	0.24	(4.41)	(0.71)
ABL Financial Planning Fund (Conservative Plan)	ABL AMC	11.40%	9.46%	3.02%	5.04%	0.06	0.49	(0.05)
ABL Financial Planning Fund (Strategic Allocation Plan)	ABL AMC	-3.81%	-4.05%	-13.25%	15.99%	0.24	(6.29)	(0.65)
Alfalah GHP Prosperity Planning Fund (Alfalah GHP Active Allocation Plan)	AGIML	-0.75%	-4.28%	-8.31%	13.42%	0.19	(25.67)	(0.65)
Alfalah GHP Prosperity Planning Fund (Alfalah GHP Conservative Allocation Plan)	AGIML	9.48%	6.16%	2.29%	4.19%	0.04	0.45	(0.52)
Alfalah GHP Prosperity Planning Fund (Alfalah GHP Moderate Allocation Plan)	AGIML	7.25%	5.12%	-1.50%	6.84%	0.09	1.25	(0.49)
HBL Financial Planning Fund (Active Allocation Plan)	HBLAML	3.85%	3.98%	-8.32%	8.08%	0.16	4.19	(0.49)
HBL Financial Planning Fund (Conservative Allocation Plan)	HBLAML	10.69%	9.28%	2.02%	5.54%	0.06	0.58	(0.16)
HBL Financial Planning Fund (Strategic Allocation Plan)	HBLAML	<b>Matured</b>						
HBL Financial Planning Fund (Special Income Plan)	HBLAML	<b>New Fund</b>						
JS Fund of Funds	JSIL	3.10%	0.01%	-9.19%	21.00%	0.25	8.01	(0.35)
<b>Index Tracker</b>								
AKD Index Tracker Fund	AKDIML	-0.19%	5.87%	-15.75%	16.95%	0.31	(164.55)	(0.38)
<b>Shariah Compliant Money Market</b>								
ABL Islamic Cash Fund	ABL AMC	<b>New Fund</b>						
Meezan Cash Fund	AL MEEZAN	10.88%	10.61%	9.82%	8.03%	0.01	0.05	(1.51)
Meezan Rozana Amdani Fund	AL MEEZAN	11.62%	11.30%	10.36%	8.23%	0.14	1.22	(0.01)
Faysal Halal Amdani Fund	FAML	<b>New Fund</b>						
HBL Islamic Money Market Fund	HBLAML	11.36%	10.98%	10.02%	7.83%	0.13	1.13	(0.03)
NBP Islamic Money Market Fund	NBP Funds	11.85%	11.38%	10.48%	8.59%	0.01	0.05	0.27
NBP Islamic Daily Dividend Fund	NBP Funds	<b>New Fund</b>						
Al Ameen Islamic Cash Fund	UBLFML	11.28%	11.49%	9.83%	7.67%	0.13	1.17	(0.03)
Al Ameen Islamic Cash Plan I	UBLFML	<b>New Fund</b>						



## Performance Analysis - FY 2020

Fund Name	AMC Name	Returns				Risk Analysis		
		Return (YTD)	9 months	6 months	3 months	Annualized Standard Deviation	Risk/Return (Coefficient of Variation)	Sharpe Ratio*
<b>Shariah Compliant Income</b>								
Atlas Islamic Income Fund	AAML	11.59%	11.05%	9.97%	7.20%	0.01	0.06	(0.15)
ABL Islamic Income Fund (Formerly: ABL Islamic Cash Fund)	ABL AMC	11.29%	10.62%	9.30%	6.28%	0.01	0.09	(0.41)
Alfalah GHP Islamic Income Fund	AGIML	11.53%	11.22%	10.38%	7.82%	0.13	1.15	(0.01)
First Habib Islamic Income Fund	AHAML	11.79%	11.59%	12.97%	7.86%	0.13	1.14	0.01
AKD Islamic Income Fund	AKDIML	11.51%	11.11%	10.27%	8.10%	0.01	0.06	(0.27)
Meezan Islamic Income Fund	AL MEEZAN	11.48%	11.18%	10.32%	8.65%	0.01	0.05	(0.37)
Meezan Sovereign Fund	AL MEEZAN	11.07%	10.73%	9.76%	7.59%	0.01	0.05	(1.12)
AWT Islamic Income Fund	AWTIL	7.75%	6.55%	4.43%	-1.38%	0.02	0.24	(2.12)
Faysal Islamic Savings Growth Fund	FAML	10.67%	10.33%	9.49%	7.28%	0.01	0.07	(1.35)
HBL Islamic Income Fund	HBLAML	10.31%	9.40%	8.93%	6.08%	0.01	0.10	(1.38)
JS Islamic Income Fund	JSIL	10.53%	9.85%	8.20%	2.30%	0.07	0.69	(0.16)
Alhamra Islamic Income Fund (Formerly: MCB Islamic Income Fund)	MCBAH	11.59%	11.37%	10.58%	8.98%	0.01	0.06	(0.14)
Alhamra Daily Dividend Fund	MCBAH	11.83%	11.48%	10.70%	8.50%	0.14	1.22	0.01
NBP Active Allocation Riba Free Savings Fund	NBP Funds	10.23%	10.02%	9.13%	6.92%	0.01	0.05	(2.74)
NBP Riba Free Savings Fund	NBP Funds	10.95%	10.43%	9.44%	6.98%	0.01	0.06	(1.14)
NBP Islamic Savings Fund	NBP Funds	10.91%	10.52%	9.47%	7.27%	0.01	0.05	(1.43)
NBP Islamic Mahana Amdani Fund	NBP Funds	11.35%	10.70%	9.51%	6.59%	0.02	0.16	(0.19)
NIT Islamic Income Fund	NITL	10.44%	9.73%	8.99%	5.87%	0.01	0.08	(1.44)
Askari Islamic Income Fund	POAMCL				<b>Matured</b>			
Pak Oman Advantage Islamic Income Fund	POAMCL	8.78%	8.69%	7.68%	4.15%	0.01	0.12	(2.69)
Al Ameen Islamic Sovereign Fund	UBLFML	9.89%	9.34%	8.28%	5.62%	0.01	0.05	(3.48)
786 Smart Fund (Formerly: Dawood Income Fund)	786 IL	10.90%	9.67%	7.55%	5.69%	0.03	0.28	(0.26)
<b>Shariah Compliant Equity</b>								
Atlas Islamic Stock Fund	AAML	7.51%	13.93%	-13.07%	22.88%	0.35	4.72	(0.12)
Atlas Islamic Dedicated Stock Fund	AAML	7.15%	13.71%	-12.37%	21.95%	0.35	4.87	(0.13)
ABL Islamic Dedicated Stock Fund	ABL AMC	-3.77%	4.75%	-17.08%	22.84%	0.36	(9.42)	(0.44)
ABL Islamic Stock Fund	ABL AMC	0.70%	6.00%	-15.59%	23.02%	0.35	49.99	(0.31)
Alfalah GHP Islamic Stock Fund	AGIML	-1.34%	3.86%	-17.59%	20.81%	0.36	(26.53)	(0.37)
Alfalah GHP Islamic Dedicated Equity Fund	AGIML	-0.80%	3.06%	-16.53%	21.07%	0.35	(43.91)	(0.36)
First Habib Islamic Stock Fund	AHAML	-0.09%	6.48%	-14.75%	20.72%	0.33	(351.68)	(0.35)
AKD Islamic Stock Fund	AKDIML	-14.05%	-2.20%	-20.87%	7.04%	0.33	(2.34)	(0.78)
AL Meezan Mutual Fund	AL MEEZAN	3.10%	9.65%	-14.57%	21.55%	0.35	11.26	(0.25)
Meezan Dedicated Equity Fund	AL MEEZAN	-2.55%	4.87%	-18.15%	22.60%	0.35	(13.88)	(0.40)
Meezan Energy Fund	AL MEEZAN	-10.03%	3.06%	-24.08%	22.91%	0.41	(4.05)	(0.53)
Meezan Islamic Fund	AL MEEZAN	2.82%	9.81%	-14.49%	22.66%	0.35	12.47	(0.25)
AWT Islamic Stock Fund	AWTIL	0.44%	2.27%	-20.34%	17.20%	0.32	74.01	(0.35)
Faysal Islamic Dedicated Equity Fund	FAML				<b>New Fund</b>			
HBL Islamic Stock Fund	HBLAML	2.95%	9.49%	-15.04%	19.73%	0.34	11.47	(0.26)
HBL Islamic Equity Fund	HBLAML	1.15%	7.03%	-15.99%	19.49%	0.34	29.33	(0.31)
HBL Islamic Dedicated Equity Fund	HBLAML	4.43%	10.10%	-13.43%	18.68%	0.33	7.51	(0.22)
JS Islamic Fund	JSIL	-6.48%	0.32%	-17.61%	18.46%	0.32	(4.96)	(0.57)
JS Islamic Dedicated Equity Fund	JSIL	-18.18%	-17.36%	-30.40%	7.73%	0.30	(1.65)	(1.00)
Alhamra Islamic Stock Fund (Formerly: MCB Pakistan Islamic Stock Fund)	MCBAH	2.41%	7.01%	-13.99%	22.83%	0.34	14.02	(0.28)
NBP Islamic Active Allocation Equity Fund	NBP Funds	5.71%	11.92%	-12.19%	24.50%	0.35	6.16	(0.17)
NBP Islamic Energy Fund	NBP Funds	-7.24%	0.73%	-19.96%	25.46%	0.39	(5.43)	(0.48)
NBP Islamic Stock Fund	NBP Funds	3.90%	10.26%	-13.91%	22.45%	0.35	9.01	(0.22)
NIT Islamic Equity Fund	NITL	2.78%	10.61%	-14.55%	24.16%	0.36	12.97	(0.25)
Al Ameen Islamic Dedicated Equity Fund	UBLFML	8.87%	17.27%	-10.33%	25.91%	0.34	3.87	(0.08)
Al Ameen Shariah Stock Fund	UBLFML	10.35%	18.33%	-10.17%	25.14%	0.35	3.39	(0.04)
Al Ameen Islamic Energy Fund	UBLFML				<b>New Fund</b>			
<b>Shariah Compliant Capital Protected</b>								
NAFA Islamic Principal Protected Fund II	NBP Funds	11.97%	10.44%	-3.07%	7.56%	0.12	1.00	0.02
<b>Shariah Compliant Capital Protected - Income</b>								
Al Ameen Special Savings Fund (AISSP II)	UBLFML				<b>New Fund</b>			



# Performance Analysis - FY 2020



Fund Name	AMC Name	Returns				Risk Analysis		
		Return (YTD)	9 months	6 months	3 months	Annualized Standard Deviation	Risk/Return (Coefficient of Variation)	Sharpe Ratio*
<b>Shariah Compliant Fund of Funds - CPPI</b>								
Atlas Islamic Fund of Funds (Atlas Islamic Capital Preservation Plan)	AAML	10.15%	9.47%	-1.21%	7.82%	0.11	1.05	(0.14)
ABL Islamic Financial Planning Fund (Capital Preservation Plan I)	ABL AMC	6.17%	-4.81%	-3.92%	8.54%	0.17	2.69	(0.33)
Alfalah GHP Islamic Prosperity Planning Fund (Capital Preservation Plan IV)	AGIML	7.43%	4.27%	-0.06%	1.87%	0.03	0.44	(1.30)
Alfalah GHP Islamic Prosperity Planning Fund (Capital Preservation Plan V)	AGIML	7.94%	4.74%	0.57%	1.93%	0.03	0.36	(1.31)
Meezan Strategic Allocation Fund (Meezan Capital Preservation Plan III)	AL MEEZAN	-0.69%	-2.20%	-7.62%	2.52%	0.07	(9.61)	(1.87)
Meezan Strategic Allocation Fund II (Meezan Capital Preservation Plan IV)	AL MEEZAN	2.30%	1.59%	-6.36%	3.01%	0.08	3.45	(1.19)
Meezan Strategic Allocation Fund II (Meezan Capital Preservation Plan V)	AL MEEZAN	3.11%	2.49%	-5.95%	3.25%	0.08	2.57	(1.07)
Meezan Strategic Allocation Fund II (Meezan Capital Preservation Plan VI)	AL MEEZAN	0.43%	0.05%	-8.22%	1.98%	0.08	19.65	(1.34)
Meezan Strategic Allocation Fund II (Meezan Capital Preservation Plan VII)	AL MEEZAN	0.34%	-0.04%	-9.02%	2.67%	0.09	27.59	(1.23)
Meezan Strategic Allocation Fund II (Meezan Capital Preservation Plan VIII)	AL MEEZAN	0.81%	-0.41%	-8.42%	2.95%	0.09	10.73	(1.25)
Meezan Strategic Allocation Fund III (Meezan Capital Preservation Plan IX)	AL MEEZAN	5.40%	4.37%	-5.15%	7.72%	0.11	2.07	(0.56)
Faysal Islamic Financial Planning Fund (Faysal Sharia Capital Preservation Plan III)	FAML							<b>New Fund</b>
Faysal Sharia Planning Fund (Faysal Sharia Capital Preservation Plan I)	FAML							<b>New Fund</b>
Faysal Sharia Planning Fund (Faysal Sharia Capital Preservation Plan)	FAML							<b>New Fund</b>
HBL Islamic Financial Planning Fund (Islamic Capital Preservation)	HBLAML	12.50%	10.64%	-1.77%	4.83%	0.10	0.83	0.08
JS Islamic Hybrid Fund of Funds II (JS Islamic Capital Preservation Allocation Plan I)	JSIL							<b>Matured</b>
JS Islamic Hybrid Fund of Funds II (JS Islamic Capital Preservation Allocation Plan II)	JSIL							<b>Matured</b>
JS Islamic Hybrid Fund of Funds II (JS Islamic Capital Preservation Allocation Plan III)	JSIL	-1.83%	-4.59%	-7.18%	1.66%	0.06	(3.30)	(2.24)
JS Islamic Hybrid Fund of Funds II (JS Islamic Capital Preservation Allocation Plan IV)	JSIL	-4.24%	-6.99%	-10.54%	1.91%	0.09	(2.13)	(1.77)
JS Islamic Hybrid Fund of Funds II (JS Islamic Capital Preservation Allocation Plan V)	JSIL	-7.05%	-9.78%	-13.94%	2.66%	0.10	(1.42)	(1.87)
JS Islamic Hybrid Fund of Funds III (JS Islamic Capital Preservation Allocation Plan VI)	JSIL	-8.33%	-10.90%	-15.00%	1.11%	0.10	(1.19)	(2.02)
JS Islamic Hybrid Fund of Funds III (JS Islamic Capital Preservation Allocation Plan VII)	JSIL							<b>New Fund</b>
JS Islamic Hybrid Fund of Funds III (JS Islamic Capital Preservation Allocation Plan VIII)	JSIL							<b>New Fund</b>
JS Islamic Hybrid Fund of Funds III (JS Islamic Capital Preservation Allocation Plan IX)	JSIL							<b>New Fund</b>
NAFA Islamic Capital Preservation Plan I	NBP Funds	6.65%	4.27%	-5.38%	3.76%	0.10	1.45	(0.52)
NAFA Islamic Capital Preservation Plan II	NBP Funds	5.74%	3.89%	-4.84%	2.63%	0.08	1.40	(0.74)
NAFA Islamic Capital Preservation Plan III	NBP Funds	4.49%	3.15%	-5.72%	2.21%	0.08	1.84	(0.87)
NAFA Islamic Capital Preservation Plan IV	NBP Funds	3.73%	2.68%	-6.46%	1.98%	0.09	2.37	(0.90)
NBP Islamic Capital Preservation Plan V	NBP Funds	3.11%	2.04%	-8.15%	2.44%	0.10	3.12	(0.89)
Al Ameen Islamic Active Principal Preservation Plan I	UBLFML	2.06%	1.43%	-7.79%	1.98%	0.15	7.21	(0.65)
Al Ameen Islamic Active Principal Preservation Plan II	UBLFML	1.51%	1.50%	-7.15%	2.48%	0.09	5.88	(1.15)
Al Ameen Islamic Active Principal Preservation Plan III	UBLFML	3.25%	3.61%	-6.83%	2.92%	0.10	2.94	(0.89)
Al Ameen Islamic Active Principal Preservation Plan IV	UBLFML	10.35%	9.38%	-3.49%	5.11%	0.10	1.00	(0.13)
<b>Shariah Compliant Aggressive Fixed Income</b>								
Al Ameen Islamic Aggressive Income Fund	UBLFML	8.45%	8.93%	5.99%	0.83%	0.02	0.24	(1.60)
Al Ameen Islamic Aggressive Income Plan I	UBLFML							<b>New Fund</b>
<b>Shariah Compliant Balanced</b>								
Meezan Balanced Fund	AL MEEZAN	8.12%	10.79%	-5.53%	11.45%	0.19	2.28	(0.19)
<b>Shariah Compliant Asset Allocation</b>								
ABL Islamic Asset Allocation Fund	ABL AMC	6.86%	7.86%	-1.75%	8.42%	0.10	1.52	(0.46)
Alfalah GHP Islamic Value Fund	AGIML	-0.36%	1.71%	-10.33%	11.11%	0.20	(54.49)	(0.61)
Meezan Asset Allocation Fund	AL MEEZAN	6.61%	11.58%	-11.08%	20.40%	0.31	4.71	(0.16)
Faysal Islamic Asset Allocation Fund	FAML	10.89%	14.07%	-1.36%	2.36%	0.14	1.32	(0.06)
HBL Islamic Asset Allocation Fund	HBLAML	6.42%	6.33%	-3.07%	4.88%	0.10	1.50	(0.55)
Lakson Islamic Tactical Fund	LI	7.26%	10.83%	-5.49%	17.04%	0.22	3.10	(0.20)
Alhamra Islamic Asset Allocation Fund (Formerly: Pak. Intl. Element Islamic Asset Allocation Fund)	MCBAH	-0.79%	2.18%	-14.42%	17.32%	0.28	(36.07)	(0.44)
NBP Islamic Sarmaya Izafa Fund	NBP Funds	8.57%	10.95%	-7.96%	13.45%	0.22	2.60	(0.14)
NBP Islamic Regular Income Fund	NBP Funds	7.58%	8.93%	-9.22%	15.58%	0.27	3.57	(0.15)
Askari Islamic Asset Allocation Fund	POAMCL							<b>Matured</b>
Pak Oman Islamic Asset Allocation Fund	POAMCL	-0.75%	3.37%	-8.84%	5.75%	0.15	(19.46)	(0.85)
Al Ameen Islamic Asset Allocation Fund	UBLFML	9.79%	11.93%	-1.78%	10.68%	0.15	1.51	(0.13)
Dawood Islamic Fund	786 IL							<b>Merged into 786 Smart Fund</b>



# Performance Analysis - FY 2020

Fund Name	AMC Name	Returns				Risk Analysis		
		Return (YTD)	9 months	6 months	3 months	Annualized Standard Deviation	Risk/Return (Coefficient of Variation)	Sharpe Ratio*
<b>Shariah Compliant Fund of Funds</b>								
Atlas Islamic Fund of Funds (Atlas Aggressive Allocation Islamic Plan)	AAML	10.04%	13.15%	-7.12%	15.57%	0.24	2.42	(0.07)
Atlas Islamic Fund of Funds (Atlas Conservative Allocation Islamic Plan)	AAML	12.02%	10.66%	0.50%	6.62%	0.09	0.73	0.04
Atlas Islamic Fund of Funds (Atlas Moderate Allocation Islamic Plan)	AAML	10.95%	12.00%	-3.79%	11.32%	0.17	1.58	(0.04)
ABL Islamic Financial Planning Fund (Active Allocation Plan)	ABL AMC	-2.57%	-0.05%	-13.14%	19.31%	0.27	(10.42)	(0.53)
ABL Islamic Financial Planning Fund (Aggressive Allocation Plan)	ABL AMC	0.05%	2.29%	-8.73%	12.65%	0.19	382.04	(0.62)
ABL Islamic Financial Planning Fund (Conservative Allocation Plan)	ABL AMC	5.92%	5.16%	0.35%	3.53%	0.05	0.77	(1.27)
ABL Islamic Financial Planning Fund (Strategic Allocation Plan)	ABL AMC	0.60%	-2.57%	-12.06%	16.86%	0.23	38.03	(0.48)
ABL Islamic Financial Planning Fund (Strategic Allocation Plan II)	ABL AMC				<b>Matured</b>			
ABL Islamic Financial Planning Fund (Strategic Allocation Plan III)	ABL AMC	2.57%	-0.44%	-10.05%	13.71%	0.19	7.58	(0.47)
ABL Islamic Financial Planning Fund (Strategic Allocation Plan IV)	ABL AMC				<b>Matured</b>			
Alfalah GHP Islamic Prosperity Planning Fund (Alfalah GHP Islamic Moderate Allocation Plan)	AGIML	5.94%	2.19%	-2.48%	7.94%	0.10	1.68	(0.58)
Alfalah GHP Islamic Prosperity Planning Fund (Alfalah GHP Islamic Active Allocation Plan II)	AGIML	1.26%	-1.50%	-5.84%	13.20%	0.17	13.58	(0.61)
Alfalah GHP Islamic Prosperity Planning Fund (Alfalah GHP Islamic Active Allocation Plan III)	AGIML	1.12%	-1.57%	-5.03%	12.07%	0.16	14.26	(0.66)
Alfalah GHP Islamic Prosperity Planning Fund (Alfalah GHP Islamic Balance Allocation Plan)	AGIML	9.04%	6.09%	1.47%	4.09%	0.04	0.47	(0.62)
Meezan Financial Planning Fund of Funds (Aggressive)	AL MEEZAN	6.86%	11.46%	-8.43%	17.38%	0.26	3.74	(0.19)
Meezan Financial Planning Fund of Funds (Conservative)	AL MEEZAN	10.99%	10.46%	1.15%	6.85%	0.08	0.74	(0.09)
Meezan Financial Planning Fund of Funds (Moderate)	AL MEEZAN	10.15%	12.10%	-2.81%	12.43%	0.17	1.66	(0.09)
Meezan Financial Planning Fund of Funds (MAAP I)	AL MEEZAN	5.63%	10.92%	0.38%	16.43%	0.34	6.00	(0.18)
Meezan Strategic Allocation Fund (MSAP I)	AL MEEZAN	7.93%	12.37%	0.03%	15.80%	0.19	2.44	(0.19)
Meezan Strategic Allocation Fund (MSAP II)	AL MEEZAN	7.04%	10.58%	-7.71%	15.12%	0.23	3.33	(0.20)
Meezan Strategic Allocation Fund (MSAP III)	AL MEEZAN	7.25%	11.03%	-7.39%	15.39%	0.23	3.21	(0.19)
Meezan Strategic Allocation Fund (MSAP IV)	AL MEEZAN	7.42%	11.35%	-7.30%	15.23%	0.23	3.16	(0.18)
Meezan Strategic Allocation Fund (MSAP V)	AL MEEZAN	7.06%	11.09%	-7.30%	15.65%	0.27	3.89	(0.17)
HBL Islamic Financial Planning Fund (Active Allocation Plan)	HBLAML	6.21%	6.32%	-6.62%	9.37%	0.16	2.56	(0.34)
HBL Islamic Financial Planning Fund (Conservative Allocation Plan)	HBLAML	9.86%	8.37%	1.17%	6.05%	0.07	0.67	(0.28)
HBL Islamic Financial Planning Fund (Strategic Allocation Plan)	HBLAML				<b>Matured</b>			
JS Islamic Hybrid Fund of Funds (JS Islamic Active Allocation Plan I)	JSIL				<b>Matured</b>			
JS Islamic Hybrid Fund of Funds (JS Islamic Active Allocation Plan II)	JSIL				<b>Matured</b>			
JS Islamic Hybrid Fund of Funds (Mufeed)	JSIL	-45.44%	-45.17%	-51.50%	-2.79%	0.35	(0.78)	(1.62)
JS Islamic Hybrid Fund of Funds (Munafa)	JSIL				<b>Matured</b>			
JS Islamic Hybrid Fund of Funds (Mustahkem)	JSIL	-34.57%	-36.14%	-27.25%	-9.93%	0.12	(0.36)	(3.74)
JS Islamic Hybrid Fund of Funds (Mustanad)	JSIL	-36.43%	-44.13%	-39.57%	-23.62%	0.52	(1.42)	(0.93)
JS Islamic Hybrid Fund of Funds (Mutanasib)	JSIL	-23.90%	-27.00%	-30.70%	7.75%	0.27	(1.11)	(1.34)
Alhamra Islamic Active Allocation Fund	MCBAH	6.40%	8.04%	-1.52%	2.06%	0.12	1.88	(0.44)
Alhamra Islamic Active Allocation Fund II	MCBAH	11.77%	11.86%	2.02%	2.00%	0.10	0.82	0.01
NAFA Islamic Active Allocation Plan I	NBP Funds	16.03%	17.96%	-2.98%	20.19%	0.25	1.56	0.17
NAFA Islamic Active Allocation Plan II	NBP Funds	3.66%	0.88%	-2.58%	19.63%	0.21	5.79	(0.38)
NAFA Islamic Active Allocation Plan III	NBP Funds	14.60%	16.64%	-3.28%	19.21%	0.25	1.69	0.12
NAFA Islamic Active Allocation Plan IV	NBP Funds	14.50%	16.57%	-3.41%	19.15%	0.30	2.09	0.09
NAFA Islamic Active Allocation Plan V	NBP Funds	13.82%	16.04%	-3.90%	18.82%	0.25	1.78	0.09
NAFA Islamic Active Allocation Plan VI	NBP Funds	13.47%	15.65%	-4.17%	19.23%	0.25	1.85	0.07
NAFA Islamic Active Allocation Plan VII	NBP Funds	7.10%	10.43%	-3.85%	19.23%	0.23	3.25	(0.20)
NAFA Islamic Active Allocation Plan VIII	NBP Funds	8.10%	5.43%	-3.66%	19.40%	0.22	2.76	(0.16)
Al Ameen Islamic Active Allocation Plan VI	UBLFML				<b>Matured</b>			
Al Ameen Islamic Active Allocation Plan VII	UBLFML				<b>Matured</b>			
Al Ameen Islamic Active Allocation Plan VIII	UBLFML				<b>Matured</b>			
Al Ameen Islamic Active Allocation Plan IX	UBLFML	14.32%	16.15%	-3.31%	17.74%	0.22	1.53	0.12
Al Ameen Islamic Active Allocation Plan X	UBLFML	8.13%	12.38%	-3.82%	16.17%	0.22	2.71	(0.16)
Al Ameen Islamic Active Allocation Plan XI	UBLFML	13.79%	18.12%	-1.94%	17.71%	0.23	1.66	0.09
<b>Shariah Compliant Fund of Funds - Income</b>								
Atlas Islamic Fund of Funds (Atlas Islamic Dividend Plan)	AAML				<b>New Fund</b>			
<b>Shariah Compliant Index Tracker</b>								
KSE Meezan Index Fund	AL MEEZAN	0.88%	6.97%	-17.04%	21.56%	0.41	46.07	(0.27)
<b>Shariah Compliant Commodities</b>								
Meezan Gold Fund	AL MEEZAN	23.54%	17.38%	16.62%	11.73%	0.22	0.92	0.55

# Ten years at a Glance - Returns



Fund Name	AMC Name	2011	2012	2013	2014	2015	2016	2017	2018	2019	2020	10 years (or Since inception for lesser period)	5 years	3 years	
<b>Money Market</b>															
Atlas Money Market Fund (20-01-2010)	AAML	11.64%	11.33%	9.02%	8.29%	8.59%	6.02%	6.14%	5.49%	8.87%	12.81%	132.30%	45.80%	29.56%	
ABL Cash Fund (30-07-2010)	ABL AMC	11.96%	11.22%	9.11%	8.22%	9.37%	5.78%	8.66%	5.41%	9.02%	12.62%	139.21%	48.74%	29.41%	
Alfalah GHP Cash Fund (12-03-2010)	AGIML	11.55%	11.01%	9.06%	8.09%	8.58%	5.17%	6.86%	4.70%	9.06%	12.64%	129.11%	44.55%	28.62%	
Alfalah GHP Money Market Fund (07-05-2010)	AGIML	11.82%	11.82%	8.82%	8.17%	8.73%	5.37%	5.65%	5.47%	9.15%	12.61%	130.92%	44.31%	29.63%	
First Habib Cash Fund (10-03-2011)	AHAML	11.44%	11.22%	9.03%	8.13%	8.30%	5.34%	6.56%	5.42%	8.65%	12.94%	129.79%	45.20%	29.36%	
AKD Cash Fund (20-01-2012)	AKDIML	-	10.44%	9.54%	8.77%	8.59%	5.45%	6.34%	4.69%	7.89%	12.21%	103.06%	42.12%	26.74%	
BMA Empress Cash Fund (12-11-2009)	BMA Funds	11.30%	11.32%	9.14%	8.47%	8.15%	4.60%	4.58%	4.45%	8.83%	11.47%	119.89%	38.62%	26.72%	
Faysal Money Market Fund (13-12-2010)	FAML	11.16%	10.98%	9.06%	8.39%	8.65%	5.67%	7.14%	5.23%	8.87%	12.57%	131.33%	46.00%	28.96%	
HBL Money Market Fund (12-07-2010)	HBLAML	11.96%	11.53%	9.28%	8.08%	8.77%	5.13%	6.45%	5.32%	8.47%	12.36%	130.45%	43.65%	28.37%	
HBL Cash Fund (14-10-2010)	HBLAML	11.68%	11.47%	9.07%	8.41%	10.31%	6.07%	7.15%	5.50%	8.88%	12.83%	139.20%	47.31%	29.61%	
JS Cash Fund (29-03-2010)	JSIL	12.01%	11.69%	9.11%	8.26%	9.26%	5.72%	5.73%	5.27%	9.46%	13.33%	135.68%	45.97%	30.60%	
Lakson Money Market Fund (13-11-2009)	LI	11.69%	11.22%	8.76%	7.97%	8.54%	5.60%	6.80%	5.47%	8.69%	12.72%	130.73%	45.73%	29.22%	
MCB Cash Management Optimizer Fund (01-10-2009)	MCBAH	11.65%	11.29%	9.20%	8.27%	8.79%	5.77%	7.09%	5.41%	8.88%	12.67%	134.08%	46.46%	29.31%	
Pakistan Cash Management Fund (19-03-2008)	MCBAH	13.56%	11.07%	9.06%	8.43%	8.86%	5.88%	8.34%	4.67%	7.47%	11.98%	134.63%	44.49%	25.97%	
NBP Government Securities Liquid Fund (16-05-2009)	NBP Funds	11.46%	10.88%	8.66%	8.12%	8.30%	5.75%	7.64%	5.29%	8.59%	12.47%	130.17%	46.37%	28.59%	
NBP Money Market Fund (24-02-2012)	NBP Funds	-	10.28%	9.17%	8.21%	8.91%	6.34%	6.56%	5.62%	9.01%	12.77%	108.78%	47.14%	29.85%	
NIT Money Market Fund (Formerly NIT Government Treasury Fund) (22-01-2016)	NITL	-	-	-	-	-	5.03%	4.95%	5.18%	8.87%	12.51%	42.01%	42.01%	28.83%	
Askari Sovereign Cash Fund (18-09-2009)	POAMCL	12.26%	11.50%	9.24%	8.11%	8.85%	5.56%	4.88%	5.23%	2.52%	12.98%	124.58%	39.57%	21.88%	
UBL Liquidity Plus Fund (21-06-2009)	UBLFML	11.85%	11.37%	8.94%	8.08%	8.54%	5.53%	6.22%	5.51%	8.66%	12.62%	130.39%	44.73%	29.12%	
UBL Money Market Fund (14-10-2010)	UBLFML	11.90%	12.09%	9.31%	7.79%	7.97%	5.15%	5.41%	5.12%	8.53%	12.12%	126.23%	41.78%	27.92%	
UBL Cash Fund (23-09-2019)	UBLFML	-	-	-	-	-	-	-	-	-	13.06%	13.06%	N/A	N/A	
<b>Income</b>															
Atlas Income Fund (22-03-2004)	AAML	7.24%	6.06%	9.58%	8.45%	12.19%	8.02%	5.48%	4.82%	7.33%	16.26%	126.02%	49.04%	30.81%	
Atlas Sovereign Fund (01-12-2014)	AAML	-	-	-	-	8.32%	5.79%	9.38%	5.00%	7.71%	18.08%	67.36%	54.51%	33.53%	
ABL Government Securities Fund (29-11-2011)	ABL AMC	-	10.68%	11.79%	9.17%	15.14%	8.02%	6.59%	5.09%	7.73%	15.30%	133.77%	50.30%	30.54%	
ABL Income Fund (20-09-2008)	ABL AMC	11.65%	11.71%	9.88%	8.20%	14.20%	7.19%	5.86%	4.67%	7.12%	14.32%	146.24%	45.43%	28.17%	
Alfalah GHP Income Fund (14-04-2007)	AGIML	11.32%	11.19%	12.35%	7.98%	12.26%	7.56%	5.20%	4.79%	7.70%	14.79%	147.10%	46.60%	29.56%	
Alfalah GHP Sovereign Fund (10-05-2014)	AGIML	-	-	-	8.87%	16.38%	7.42%	5.54%	4.96%	7.68%	16.12%	88.53%	48.80%	31.24%	
First Habib Income Fund (02-06-2007)	AHAML	10.94%	10.29%	9.42%	7.64%	10.10%	6.66%	6.29%	5.24%	8.10%	12.79%	130.81%	45.46%	28.31%	
AWT Income Fund (08-08-2012)	AWTIL	-	-	8.72%	8.24%	16.97%	11.70%	4.69%	5.99%	9.31%	17.92%	119.90%	59.75%	36.61%	
Faysal Financial Sector Opportunity Fund (05-07-2013)	FAML	-	-	-	9.15%	7.41%	7.08%	5.27%	4.85%	8.81%	12.91%	70.23%	45.20%	28.82%	
Faysal MTS Fund (11-04-2016)	FAML	-	-	-	-	-	5.98%	6.14%	5.63%	9.04%	13.04%	46.46%	46.46%	30.20%	
Faysal Savings Growth Fund (12-05-2007)	FAML	11.05%	11.14%	8.67%	8.81%	12.81%	7.75%	5.99%	4.90%	7.59%	11.67%	136.97%	43.93%	26.04%	
Faysal Government Securities Fund (16-03-2020)	FAML	-	-	-	-	-	-	-	-	-	10.90%	10.90%	N/A	N/A	
HBL Income Fund (15-03-2007)	HBLAML	13.49%	12.35%	7.69%	9.91%	12.44%	6.12%	4.64%	4.98%	8.82%	13.28%	143.85%	43.70%	29.40%	
HBL Government Securities Fund (24-07-2010)	HBLAML	11.70%	11.85%	9.52%	8.78%	11.75%	7.85%	5.54%	4.74%	9.35%	16.02%	151.62%	51.26%	32.88%	
JS Income Fund (26-08-2002)	JSIL	3.95%	13.10%	10.60%	7.67%	10.64%	6.34%	7.00%	5.93%	8.74%	11.31%	125.98%	45.89%	28.22%	
Lakson Income Fund (13-11-2009)	LI	11.50%	11.60%	9.21%	8.38%	14.17%	8.57%	6.92%	5.23%	7.64%	13.65%	151.28%	49.44%	28.73%	
MCB DCF Income Fund (03-01-2007)	MCBAH	12.85%	10.80%	9.82%	10.79%	12.64%	6.23%	6.50%	4.62%	7.80%	11.65%	144.11%	42.45%	25.91%	
MCB Pakistan Sovereign Fund (01-03-2003)	MCBAH	10.27%	11.32%	12.32%	9.26%	16.69%	7.30%	5.89%	5.08%	7.88%	16.34%	163.44%	49.85%	31.88%	
Pakistan Income Fund (11-03-2002)	MCBAH	12.50%	9.41%	7.26%	8.13%	11.30%	6.14%	6.90%	4.77%	8.13%	13.93%	132.67%	46.44%	29.07%	
NBP Financial Sector Income Fund (28-10-2011)	NBP Funds	-	12.42%	9.27%	7.94%	10.90%	6.39%	8.35%	6.02%	9.33%	13.46%	122.92%	51.59%	31.51%	
NBP Savings Fund (29-03-2008)	NBP Funds	-4.24%	-6.90%	6.91%	2.31%	13.73%	6.91%	6.52%	5.53%	9.37%	12.11%	63.41%	47.35%	29.39%	
NBP Income Opportunity Fund (22-04-2006)	NBP Funds	5.49%	-0.54%	10.33%	16.60%	13.21%	7.49%	6.28%	5.33%	9.25%	13.32%	127.66%	48.99%	30.41%	
NBP Government Securities Savings Fund (03-07-2014)	NBP Funds	-	-	-	-	14.37%	6.46%	5.75%	5.01%	7.83%	21.16%	76.65%	54.46%	37.20%	
NBP Mahana Amdani Fund (21-11-2009)	NBP Funds	10.64%	11.04%	8.76%	7.91%	8.67%	6.27%	8.11%	5.45%	9.11%	12.91%	133.87%	49.25%	29.91%	
NBP Government Securities Plan I (18-03-2019)	NBP Funds	-	-	-	-	-	-	-	-	1.80%	18.40%	20.53%	N/A	N/A	
NIT - Government Bond Fund (18-11-2009)	NITL	11.18%	9.76%	9.93%	7.64%	13.88%	5.78%	5.28%	5.06%	8.01%	16.04%	141.18%	46.65%	31.68%	
NIT - Income Fund (19-02-2010)	NITL	12.10%	12.34%	9.56%	7.06%	14.11%	5.87%	5.37%	5.22%	7.25%	12.58%	138.88%	41.72%	27.04%	
Askari Sovereign Yield Enhancer (07-05-2012)	POAMCL	-	10.32%	10.98%	8.82%	10.74%	9.21%	4.83%	4.57%	6.26%	14.02%	114.01%	45.05%	26.69%	
Pak Oman Government Securities Fund (28-08-2011)	POAMCL	-	10.76%	9.20%	7.08%	8.63%	8.75%	4.28%	4.30%	6.44%	16.92%	107.08%	47.19%	29.80%	
UBL Income Opportunity Fund (IIOF) (Formerly UBL Financial Sector Bond Fund) (29-03-2013)	UBLFML	-	9.23%	6.99%	10.86%	7.69%	4.73%	4.31%	8.48%	15.69%	9.13%	47.66%	30.92%		
UBL Government Securities Fund (27-07-2011)	UBLFML	-	12.11%	9.90%	8.26%	15.47%	8.95%	4.81%	4.71%	7.55%	14.75%	127.28%	47.56%	29.23%	
<b>Equity</b>															
Atlas Stock Market Fund (23-11-2004)	AAML	40.07%	22.95%	51.11%	30.09%	19.73%	5.05%	33.73%	-4.75%	-18.83%	4.62%	360.56%	13.64%	-19.11%	
ABL Stock Fund (28-06-2009)	ABL AMC	29.19%	26.34%	55.87%	32.90%	27.11%	9.91%	33.21%	-16.84%	-16.54%	-1.44%	330.43%	0.15%	-31.60%	
Alfalah GHP Alpha Fund (09-09-2008)	AGIML	16.72%	2.63%	39.80%	29.55%	27.39%	14.12%	28.99%	-14.18%	-17.48%	-3.37%	178.38%	0.72%	-31.57%	
Alfalah GHP Stock Fund (15-07-2008)	AGIML	29.97%	13.34%	66.41%	24.60%	27.70%	14.88%	28.69%	-14.61%	-17.34%	-3.74%	291.77%	0.45%	-32.06%	
First Habib Stock Fund (10-10-2009)	AHAML	18.43%	3.67%	33.43%	22.60%	14.95%	1.26%	21.12%	-14.71%	-19.23%	-0.95%	93.23%	-16.31%	-31.76%	
AKD Opportunity Fund (31-03-2006)	AKDIML	19.62%	34.70%	72.87%	48.21%	33.36%	14.13%	35.56%	-13.51%	-20.33%	1.65%	496.57%	8.36%	29.96%	
Golden Arrow Stock Fund (Formerly Golden Arrow Selected Stocks Fund) (01-05-1983)	AKDIML	13.94%	34.85%	84.36%	51.71%	39.78%	9.60%	49.86%	-11.14%	-18.06%	-4.59%	585.38%	14.09%	30.53%	
AWT Stock Fund (13-03-2015)	AWTIL	-	-	9.11%	4.99%	22.36%	-19.46%	-24.02%	1.52%	-12.93%	-20.20%	-37.88%			
Faysal Stock Fund (19-04-2004)	FAML	9.98%	4.69%	19.15%	14.69%	19.83%	7.39%	14.30%	-18.31%	-28.24%	4.57%	29.17%	-24.75%	-38.70%	
First Capital Mutual Fund (24-05-1995)	FCIL	10.89%	8.65%	28.23%	32.88%	15.82%	6.97%	17.28%	-23.35%	-32.74%	1.87%	56.65%	-34.12%	-47.48%	
HBL Stock Fund (27-08-2007)	HBLAML	28.20%	11.00%	44.42%	27.80%	8.26%	2.47%	23.89%	-11.85%	-16.20%	-3.77%	156.64%	-9.75%	-28.91%	
HBL Energy Fund (20-01-2006)	HBLAML	31.09%	9.33%	30.01%	23.92%	8.18%	-2.86%	30.12%	-2.33%	-24.28%	-9.98%	110.22%	-15.84%	-33.42%	
HBL Equity Fund (24-09-2011)	HBLAML	-	-	13.03%	48.18%	41.93%	11.15%	6.71%	27.67%	-11.38%	-15.46%	7.61%	190.21%	9.84%	-19.37%
HBL Growth Fund-Class A (Formerly PICIC Growth Fund) (02-07-2018)	HBLAML	-	-	-	-	-	-	-	-	-	-32.96%	5.74%	-29.11%	N/A	
HBL Growth Fund-Class B (Formerly PICIC Growth Fund) (02-07-2018)	HBLAML	-	-	-	-	-	-	-	-	-	-16.21%	-2.62%	-18.41%	N/A	
HBL Investment Fund-Class A (Formerly PICIC Investment Fund) (02-07-2018)	HBLAML	-	-	-	-	-	-	-	-	-	-33.34%	7.16%	-28.57%	N/A	
HBL Investment Fund-Class B (Formerly PICIC Investment Fund) (02-07-2018)	HBLAML	-	-	-	-	-	-	-	-	-	-16.26%	-2.94%	-18.72%	N/A	
JS Growth Fund (06-06-2006)	JSIL	22.56%	17.92%	56.91%	40.12%	12.43%	3.88%	37.58%	-15.92%	-23.43%	6.87%	251.27%	-1.67%	-31.19%	
JS Large Cap Fund (14-05-2004)	JSIL	38.38%	14.87%	54.55%	39.65%	31.75%	4.77%	44.32%	-12.07%	-21.46%	-8.01%	334.21%	-3.94%	-36.47%	
JS Value Fund (14-01-1996)	JSIL	25.89%	15.25%	64.30%	35.										



# Ten years at a Glance - Returns

Fund Name	AMC Name	2011	2012	2013	2014	2015	2016	2017	2018	2019	2020	10 years (or Since inception for lesser period)	5 years	3 years	
<b>Capital Protected</b>															
Allied Capital Protected Fund (19-02-2018)	ABL AMC	-	-	-	-	-	-	-	2.83%	6.25%	(matured)				
ABL Special Saving Fund (ABL Special Saving Plan I) (19-09-2019)	ABL AMC	-	-	-	-	-	-	-	-	-	14.02%	14.02%	N/A	N/A	
ABL Special Saving Fund (ABL Special Saving Plan II) (20-09-2019)	ABL AMC	-	-	-	-	-	-	-	-	-	10.31%	10.31%	N/A	N/A	
ABL Special Saving Fund (ABL Special Saving Plan III) (11-10-2019)	ABL AMC	-	-	-	-	-	-	-	-	-	10.09%	10.09%	N/A	N/A	
ABL Special Saving Fund (ABL Special Saving Plan IV) (06-12-2019)	ABL AMC	-	-	-	-	-	-	-	-	-	11.08%	11.08%	N/A	N/A	
Alfalsh Capital Preservation Fund II (11-05-2018)	AGIML	-	-	-	-	-	-	-	-0.19%	2.90%	(matured)				
UBL Capital Protected Fund III (26-01-2017)	UBLFML	-	-	-	-	-	-	1.71%	0.49%	3.01%	(matured)				
<b>Capital Protected - Income</b>															
UBL Special Savings Plan I (09-11-2018)	UBLFML	-	-	-	-	-	-	-	-	5.41%	22.33%	28.95%	N/A	N/A	
UBL Special Savings Plan II (05-02-2019)	UBLFML	-	-	-	-	-	-	-	-	3.52%	22.59%	26.90%	N/A	N/A	
UBL Special Savings Plan III (17-04-2019)	UBLFML	-	-	-	-	-	-	-	-	2.49%	24.84%	27.94%	N/A	N/A	
UBL Special Savings Plan IV (30-05-2019)	UBLFML	-	-	-	-	-	-	-	-	7.58%	19.30%	28.35%	N/A	N/A	
UBL Special Savings Plan V (11-09-2019)	UBLFML	-	-	-	-	-	-	-	-	-	16.31%	16.31%	N/A	N/A	
UBL Special Savings Plan VI (05-08-2019)	UBLFML	-	-	-	-	-	-	-	-	-	17.50%	17.50%	N/A	N/A	
UBL Special Savings Plan VIII (10-02-2020)	UBLFML	-	-	-	-	-	-	-	-	-	18.15%	18.15%	N/A	N/A	
<b>Fund of Funds - CPPI</b>															
Faysal Financial Planning Fund (Faysal Active Principal Preservation Plan) (19-12-2019)	FAML	-	-	-	-	-	-	-	-	-	6.65%	6.65%	N/A	N/A	
UBL Active Principal Preservation Plan I (21-02-2018)	UBLFML	-	-	-	-	-	-	-	0.88%	2.20%	0.63%	3.75%	N/A	3.75%	
UBL Active Principal Preservation Plan II (31-05-2018)	UBLFML	-	-	-	-	-	-	-	0.63%	3.10%	2.09%	5.92%	N/A	5.92%	
UBL Active Principal Preservation Plan III (24-10-2018)	UBLFML	-	-	-	-	-	-	-	-	0.43%	0.96%	1.39%	N/A	N/A	
<b>Aggressive Fixed Income</b>															
Alfalsh GHP Income Multiplier Fund (15-06-2007)	AGIML	-2.37%	-3.90%	11.23%	12.35%	14.15%	8.38%	5.90%	4.91%	6.26%	15.22%	97.30%	47.42%	28.44%	
AKD Aggressive Income Fund (Formerly: AKD Income Fund) (22-03-2007)	AKDIML	11.59%	10.41%	6.55%	5.44%	15.51%	9.66%	6.45%	3.58%	3.28%	13.08%	125.80%	41.22%	20.98%	
BMA Chundrigar Road Savings Fund (23-08-2007)	BMA Funds	-7.75%	-8.90%	13.35%	7.70%	12.26%	11.59%	5.51%	5.16%	7.70%	10.73%	70.06%	47.65%	25.41%	
Faysal Income & Growth Fund (10-10-2005)	FAML	9.71%	13.55%	9.50%	8.82%	12.14%	9.41%	4.56%	5.15%	7.81%	11.19%	140.01%	44.19%	26.05%	
Pakistan Income Enhancement Fund (28-08-2008)	MCBAH	12.41%	8.94%	7.21%	8.73%	13.61%	8.33%	5.06%	5.17%	7.84%	14.41%	139.50%	47.68%	29.76%	
Askari High Yield Scheme (16-03-2006)	POAMCL	5.40%	0.31%	1.61%	11.63%	12.16%	8.23%	5.34%	5.13%	8.10%	7.93%	88.13%	39.85%	22.66%	
UBL Growth & Income Fund (Formerly: United Growth & Income Fund) (02-03-2006)	UBLFML	-10.38%	-12.32%	10.71%	18.36%	11.93%	12.09%	6.77%	5.21%	7.94%	13.58%	77.91%	54.37%	28.99%	
<b>Balanced</b>															
HBL Multi Asset Fund (14-12-2007)	HBLAML	23.55%	12.67%	37.59%	24.09%	4.88%	5.90%	18.40%	-6.28%	-8.95%	2.14%	172.42%	9.29%	-12.84%	
Unit Trust of Pakistan (27-10-1997)	JSIL	13.23%	16.60%	42.01%	23.56%	13.52%	6.98%	24.50%	-12.51%	-14.12%	3.30%	171.83%	3.37%	-22.39%	
Pakistan Capital Market Fund (24-01-2004)	MCBAH	14.00%	9.40%	28.08%	26.05%	31.15%	5.17%	25.36%	-3.21%	-9.41%	4.90%	220.21%	21.26%	-8.02%	
NBP Balanced Fund (22-01-2007)	NBP Funds	25.30%	15.54%	34.12%	25.41%	26.80%	8.69%	28.42%	-6.16%	-8.45%	7.45%	297.87%	28.85%	-7.69%	
First Dawood Mutual Fund (22-03-2005)	786 IL	13.41%	-6.29%	-	-	-	-	50.52%	-3.05%	22.34%	(merged)				
<b>Asset Allocation</b>															
Allied Finergy Fund (23-11-2018)	ABL AMC	-	-	-	-	-	-	-	-	-2.12%	-5.48%	-7.49%	N/A	N/A	
Alfalsh GHP Value Fund (29-10-2005)	AGIML	5.65%	5.77%	30.11%	19.52%	25.48%	18.30%	26.18%	-12.04%	-8.80%	0.95%	163.57%	20.88%	-19.02%	
First Habib Asset Allocation Fund (08-11-2017)	AHAML	-	-	-	-	-	-	-	0.83%	-8.46%	-0.55%	-8.21%	N/A	-8.21%	
AWT Asset Allocation Fund (12-04-2016)	AWTIL	-	-	-	-	-	2.86%	2.74%	12.15%	13.37%	13.12%	-9.01%	-9.01%	-13.90%	
Faysal Asset Allocation Fund (05-03-2007)	FAML	20.59%	-0.02%	20.26%	17.01%	16.16%	-2.46%	4.67%	-21.64%	20.96%	1.83%	26.89%	-35.61%	-36.93%	
Faysal Financial Value Fund (30-12-2019)	FAML	-	-	-	-	-	-	-	-	-	6.57%	6.57%	N/A	N/A	
Lakson Asset Allocation Developed Markets Fund (10-10-2011)	LJ	-	6.42%	10.52%	9.64%	7.76%	8.00%	9.01%	13.06%	18.15%	1.92%	122.71%	60.27%	36.14%	
Lakson Tactical Fund (10-10-2011)	LJ	-	5.85%	3.44%	4.24%	8.86%	6.85%	17.23%	-5.70%	-10.87%	3.09%	34.86%	8.54%	-13.35%	
MCB Pakistan Asset Allocation Fund (17-03-2008)	MCBAH	20.86%	8.65%	19.23%	11.94%	19.40%	3.21%	9.54%	-2.55%	-9.79%	-3.58%	100.55%	-4.17%	-15.24%	
MCB Pakistan Frequent Payout Fund (16-11-2015)	MCBAH	-	-	-	-	-	3.54%	5.54%	4.50%	7.47%	4.40%	28.14%	28.14%	17.25%	
NBP Sarmaya Izafa Fund (21-08-2010)	NBP Funds	19.45%	14.38%	31.99%	13.66%	24.64%	7.61%	29.90%	-6.79%	-8.66%	8.19%	228.91%	28.74%	-7.89%	
NIT Asset Allocation Fund (09-04-2020)	NITL	-	-	-	-	-	-	-	-	-	2.12%	2.12%	N/A	N/A	
Askari Asset Allocation Fund (02-06-2007)	POAMCL	13.47%	12.12%	39.87%	19.29%	14.54%	-6.25%	10.49%	-18.84%	-8.10%	1.31%	90.31%	-21.73%	-24.44%	
Pak Oman Advantage Asset Allocation Fund (30-10-2008)	POAMCL	15.08%	-0.89%	31.82%	8.74%	12.58%	7.76%	19.89%	-21.69%	-10.93%	1.48%	68.32%	-8.55%	-29.22%	
UBL Asset Allocation Fund (20-08-2013)	UBLFML	-	-	-	13.47%	22.75%	12.31%	14.51%	-0.15%	-1.74%	11.26%	95.54%	40.40%	9.17%	
<b>Fund of Funds</b>															
ABL Financial Planning Fund (Active Plan) (31-12-2015)	ABL AMC	-	-	-	-	-	5.29%	19.28%	-11.47%	-6.71%	-5.52%	-2.00%	-2.00%	-21.97%	
ABL Financial Planning Fund (Conservative Plan) (31-12-2015)	ABL AMC	-	-	-	-	-	4.41%	10.35%	0.01%	2.02%	11.40%	30.95%	30.95%	13.66%	
ABL Financial Planning Fund (Strategic Allocation Plan) (30-12-2016)	ABL AMC	-	-	-	-	-	-	0.57%	-2.43%	-3.44%	-3.81%	-8.86%	N/A	-9.38%	
Alfalsh GHP Prosperity Planning Fund (Alfalsh GHP Active Allocation Plan) (12-09-2015)	AGIML	-	-	-	-	-	-	7.78%	16.65%	-8.88%	-6.88%	-0.75%	5.87%	-15.79%	
Alfalsh GHP Prosperity Planning Fund (Alfalsh GHP Conservative Allocation Plan) (12-09-2015)	AGIML	-	-	-	-	-	-	5.53%	8.46%	0.98%	3.74%	9.48%	31.26%	14.68%	
Alfalsh GHP Prosperity Planning Fund (Alfalsh GHP Moderate Allocation Plan) (12-09-2015)	AGIML	-	-	-	-	-	-	7.60%	12.07%	-2.63%	-1.76%	7.25%	23.71%	2.59%	
HBL Financial Planning Fund (Active Allocation Plan) (11-10-2017)	HBLAML	-	-	-	-	-	-	-	2.65%	-5.52%	3.85%	0.72%	N/A	0.72%	
HBL Financial Planning Fund (Conservative Allocation Plan) (11-10-2017)	HBLAML	-	-	-	-	-	-	-	3.76%	2.71%	10.69%	17.96%	N/A	17.96%	
HBL Financial Planning Fund (Strategic Allocation Plan) (11-10-2017)	HBLAML	-	-	-	-	-	-	-	2.52%	-3.40%	(matured)				
HBL Financial Planning Fund (Special Income Plan) (16-09-2019)	HBLAML	-	-	-	-	-	-	-	-	-	12.31%	12.31%	N/A	N/A	
JS Fund of Funds (31-10-2005)	JSIL	31.70%	20.00%	21.01%	40.09%	20.44%	9.08%	21.36%	-9.54%	-1.79%	3.10%	291.25%	21.26%	-8.40%	
<b>Index Tracker</b>															
AKD Index Tracker Fund (11-10-2005)	AKDIML	25.09%	7.68%	46.94%	36.40%	13.20%	4.73%	20.77%	-11.55%	-20.01%	-0.19%	172.96%	-10.68%	-29.38%	
<b>Shariah Compliant Money Market</b>															
ABL Islamic Cash Fund (13-02-2020)	ABL AMC	-	-	-	-	-	-	-	-	-	10.03%	10.03%	N/A	N/A	
Meezan Cash Fund (15-06-2009)	AL MEEZAN	11.02%	10.71%	8.07%	7.07%	7.46%	4.58%	6.07%	4.29%	7.87%	10.88%	111.45%	38.36%	24.73%	
Meezan Rozana Amdani Fund (28-12-2018)	AL MEEZAN	-	-	-	-	-	-	-	-	9.97%	11.62%	22.75%	N/A	N/A	
Faysal Halal Amdani Fund (10-10-2019)	FAML	-	-	-	-	-	-	-	-	-	11.75%	11.75%	N/A	N/A	
HBL Islamic Money Market Fund (09-05-2011)	HBLAML	10.46%	10.33%	8.45%	6.86%	6.70%	4.29%	4.19%	4.32%	8.11%	11.36%	105.67%	36.48%	25.60%	
NBP Islamic Money Market Fund (28-02-2018)	NBP Funds	-	-	-	-	-	-	-	4.54%	8.15%	11.85%	26.46%	N/A	26.46%	
NBP Islamic Daily Dividend Fund (01-11-2019)	NBP Funds	-	-	-	-	-	-	-	-	-	11.30%	11.30%	N/A	N/A	
Al Ameen Islamic Cash Fund (19-09-2012)	UBLFML	-	-	6.71%	6.56%	6.56%	4.81%	4.70%	5.01%	8.46%	11.28%	68.52%	39.08%	26.74%	
Al Ameen Islamic Cash Plan I (29-05-2020)	UBLFML	-	-	-	-	-	-	-	-	-	7.32%	7.32%	N/A	N/A	

# Ten years at a Glance - Returns



Fund Name	AMC Name	2011	2012	2013	2014	2015	2016	2017	2018	2019	2020	10 years (or Since inception for lesser period)	5 years	3 years	
<b>Shariah Compliant Income</b>															
Atlas Islamic Income Fund (18-10-2008)	AAML	9.90%	10.11%	8.65%	8.22%	7.21%	4.97%	5.97%	4.92%	8.48%	11.59%	115.54%	41.29%	27.02%	
ABL Islamic Income Fund (Formerly: ABL Islamic Cash Fund) (30-07-2010)	ABL AMC	10.19%	11.01%	9.22%	8.88%	8.69%	5.82%	5.69%	4.37%	8.47%	11.29%	122.75%	40.89%	25.98%	
Alfalsh GHP Islamic Income Fund (03-12-2009)	AGIML	10.20%	9.70%	7.31%	6.01%	6.85%	4.91%	5.35%	4.22%	7.61%	11.53%	103.14%	38.24%	25.08%	
First Habib Islamic Income Fund (23-01-2017)	AHAML	-	-	-	-	-	-	3.32%	3.49%	6.58%	11.79%	27.42%	N/A	23.32%	
AKD Islamic Income Fund (20-02-2018)	AKDIML	-	-	-	-	-	-	-	4.39%	8.43%	11.51%	26.20%	N/A	26.20%	
Meezan Islamic Income Fund (15-01-2007)	AL MEEZAN	11.77%	7.79%	14.45%	11.90%	8.13%	5.75%	5.10%	4.27%	7.97%	11.48%	132.74%	39.49%	25.52%	
Meezan Sovereign Fund (10-02-2010)	AL MEEZAN	11.45%	11.15%	9.12%	8.50%	6.81%	5.10%	6.58%	2.58%	7.07%	11.07%	114.06%	36.65%	21.99%	
AWT Islamic Income Fund (04-03-2014)	AWTIL	-	-	-	5.46%	5.09%	6.26%	4.37%	4.14%	7.24%	7.75%	47.90%	33.45%	20.33%	
Faysal Islamic Savings Growth Fund (14-06-2010)	FAML	10.33%	11.24%	8.28%	7.65%	8.22%	5.50%	5.30%	4.42%	7.85%	10.67%	114.37%	38.46%	24.63%	
HBL Islamic Income Fund (29-05-2014)	HBLAML	-	-	-	0.81%	8.37%	4.82%	5.52%	5.18%	7.85%	10.31%	51.21%	38.40%	25.12%	
JS Islamic Income Fund (05-06-2013)	JSIL	-	-	6.51%	8.80%	6.22%	3.66%	3.56%	3.42%	8.66%	10.53%	64.11%	33.33%	24.21%	
Alhama Islamic Income Fund (Formerly: MCB Islamic Income Fund) (19-06-2011)	MCBAH	8.40%	10.40%	8.91%	8.36%	6.57%	5.05%	6.49%	4.96%	8.24%	11.59%	113.51%	41.84%	26.78%	
Alhama Daily Dividend Fund (10-04-2018)	MCBAH	-	-	-	-	-	-	-	4.97%	8.28%	11.83%	27.11%	N/A	27.11%	
NBP Active Allocation Riba Free Savings Fund (19-01-2016)	NBP Funds	-	-	-	-	-	4.45%	3.83%	4.07%	7.67%	10.23%	33.96%	33.96%	23.52%	
NBP Riba Free Savings Fund (21-08-2010)	NBP Funds	10.39%	10.83%	8.72%	7.82%	7.36%	5.52%	5.87%	5.24%	8.87%	10.95%	118.63%	42.01%	27.12%	
NBP Islamic Savings Fund (29-10-2007)	NBP Funds	9.04%	19.07%	6.80%	13.65%	9.21%	7.41%	5.39%	5.14%	8.56%	10.91%	146.62%	43.30%	26.59%	
NBP Islamic Mahana Amdani Fund (08-10-2018)	NBP Funds	-	-	-	-	-	-	-	-	9.70%	11.35%	22.15%	N/A	N/A	
NIT Islamic Income Fund (04-07-2016)	NITL	-	-	-	-	-	-	4.61%	4.41%	8.17%	10.44%	30.49%	N/A	24.73%	
Askari Islamic Income Fund (18-09-2009)	POAMCL	12.24%	12.09%	8.74%	7.93%	6.44%	5.08%	5.49%	4.78%	3.60%	(matured)	-	-	-	
Pak Oman Advantage Islamic Income Fund (30-10-2008)	POAMCL	9.19%	11.18%	6.91%	3.43%	4.67%	4.37%	6.42%	5.00%	6.35%	8.78%	89.55%	34.91%	21.46%	
Al Ameen Islamic Sovereign Fund (07-11-2010)	UBLFML	11.83%	11.37%	9.09%	8.78%	6.15%	4.35%	5.56%	3.03%	6.82%	9.89%	108.99%	33.21%	20.94%	
786 Smart Fund (Formerly: Dawood Income Fund) (20-05-2003)	786 IL	28.31%	5.35%	-	-	-	-	-	16.32%	11.86%	11.12%	10.90%	116.76%	60.36%	37.85%
<b>Shariah Compliant Equity</b>															
Atlas Islamic Stock Fund (01-01-2007)	AAML	43.77%	27.51%	48.67%	21.73%	21.37%	5.73%	29.25%	-7.88%	-18.95%	7.51%	341.72%	9.69%	-19.73%	
Atlas Islamic Dedicated Stock Fund (10-01-2019)	AAML	-	-	-	-	-	-	-	-	-17.27%	7.15%	-11.36%	N/A	N/A	
ABL Islamic Dedicated Stock Fund (19-12-2016)	ABL AMC	-	-	-	-	-	-	2.85%	-16.40%	-16.93%	-3.77%	-31.26%	N/A	-33.17%	
ABL Islamic Stock Fund (11-06-2013)	ABL AMC	-	-	-	-	-	-	-	-	-	-	-	-	-	
Alfalsh GHP Islamic Stock Fund (04-09-2007)	AGIML	10.15%	12.18%	36.25%	18.42%	23.79%	20.33%	24.81%	-14.44%	-18.80%	-1.34%	154.09%	2.95%	-31.46%	
Alfalsh GHP Islamic Dedicated Equity Fund (25-05-2017)	AGIML	-	-	-	-	-	-	-	-	-	-	-	-	-	
First Habib Islamic Stock Fund (09-11-2012)	AHAML	-	-	11.36%	12.34%	5.08%	1.66%	14.90%	-16.16%	-19.81%	-0.09%	3.13%	-21.55%	-32.83%	
AKD Islamic Stock Fund (20-02-2018)	AKDIML	-	-	-	-	-	-	-	-	-	-	-	-	-	
AL Meezan Mutual Fund (13-07-1995)	AL MEEZAN	37.37%	19.03%	50.56%	29.82%	22.02%	15.54%	23.02%	-16.47%	-24.38%	3.10%	261.04%	-7.42%	-34.87%	
Meezan Dedicated Equity Fund (06-10-2017)	AL MEEZAN	-	-	-	-	-	-	-	-	-	-	-	-	-	
Meezan Energy Fund (30-11-2016)	AL MEEZAN	-	-	-	-	-	-	-	-	-	-	-	-	-	
Meezan Islamic Fund (08-08-2003)	AL MEEZAN	38.72%	19.46%	50.76%	29.15%	21.64%	17.40%	22.89%	-17.12%	-24.33%	2.82%	265.17%	-6.96%	-35.51%	
AWT Islamic Stock Fund (04-03-2014)	AWTIL	-	-	-	4.58%	24.96%	7.30%	17.01%	-21.47%	-25.20%	0.44%	-3.19%	-25.92%	-41.00%	
Faysal Islamic Dedicated Equity Fund (03-01-2020)	FAML	-	-	-	-	-	-	-	-	-	-	-	-	-	
HBL Islamic Stock Fund (09-05-2011)	HBLAML	2.50%	16.52%	44.86%	30.67%	11.80%	1.00%	24.51%	-13.99%	-18.36%	2.95%	129.74%	-9.11%	-27.72%	
HBL Islamic Equity Fund (29-05-2014)	HBLAML	-	-	-	0.88%	24.49%	10.96%	24.42%	-12.32%	-16.97%	1.15%	27.69%	1.67%	-26.36%	
HBL Islamic Dedicated Equity Fund (01-10-2018)	HBLAML	-	-	-	-	-	-	-	-	-	-	-	-	-	
JS Islamic Fund (27-12-2002)	JSIL	39.48%	25.84%	45.49%	38.43%	42.90%	5.88%	46.07%	-19.77%	-20.19%	-6.48%	367.86%	-7.39%	-40.12%	
JS Islamic Dedicated Equity Fund (21-03-2018)	JSIL	-	-	-	-	-	-	-	-	-	-	-	-	-	
Alhama Islamic Stock Fund (Formerly: MCB Pakistan Islamic Stock Fund) (01-09-2004)	MCBAH	19.12%	14.89%	32.32%	31.34%	19.20%	3.89%	29.97%	-12.00%	-20.22%	2.41%	175.25%	-2.92%	-28.11%	
NBP Active Allocation Equity Fund (19-01-2016)	NBP Funds	-	-	-	-	-	18.76%	30.10%	-14.14%	-19.93%	5.71%	12.30%	12.30%	-27.32%	
NBP Islamic Energy Fund (21-04-2016)	NBP Funds	-	-	-	-	-	9.49%	32.21%	-3.24%	-27.79%	-7.24%	-6.19%	-6.19%	-35.20%	
NBP Islamic Stock Fund (12-01-2015)	NBP Funds	-	-	-	-	11.39%	12.89%	32.46%	-12.78%	-20.09%	3.90%	20.61%	8.28%	-27.58%	
NIT Islamic Equity Fund (18-05-2015)	NITL	-	-	-	2.70%	5.74%	18.38%	16.37%	-25.43%	2.78%	-17.60%	-19.76%	-19.76%	-35.90%	
Al Ameen Islamic Dedicated Equity Fund (15-12-2015)	UBLFML	-	-	-	-	-	9.97%	26.87%	-13.30%	-17.18%	8.87%	9.07%	9.07%	-21.82%	
Al Ameen Shariah Stock Fund (24-12-2006)	UBLFML	26.41%	17.75%	49.59%	34.36%	27.13%	14.47%	29.21%	-12.38%	-18.45%	10.35%	343.57%	16.63%	-21.15%	
Al Ameen Islamic Energy Fund (13-12-2019)	UBLFML	-	-	-	-	-	-	-	-	-	-	-	-	-	
NAFA Islamic Principal Protected Fund II (30-06-2014)	NBP Funds	-	-	-	0.12%	21.05%	3.30%	25.82%	0.80%	-1.32%	11.97%	75.44%	44.76%	11.37%	
<b>Shariah Compliant Capital Protected - Income</b>															
Al Ameen Special Savings Fund (AISSP II) (11-03-2020)	UBLFML	-	-	-	-	-	-	-	-	-	-1.15%	-1.15%	N/A	N/A	
<b>Shariah Compliant Fund of Funds - CPPI</b>															
Atlas Islamic Fund of Funds (Atlas Islamic Capital Preservation Plan) (07-01-2019)	AAML	-	-	-	-	-	-	-	-	-2.40%	10.15%	7.51%	N/A	N/A	
ABL Islamic Financial Planning Fund (Capital Preservation Plan I) (29-03-2019)	ABL AMC	-	-	-	-	-	-	-	-	0.03%	6.17%	6.20%	N/A	N/A	
Alfalsh GHP Islamic Prosperity Planning Fund (Capital Preservation Plan IV) (13-07-2018)	AGIML	-	-	-	-	-	-	-	-	3.91%	7.43%	11.63%	N/A	N/A	
Alfalsh GHP Islamic Prosperity Planning Fund (Capital Preservation Plan V) (17-12-2018)	AGIML	-	-	-	-	-	-	-	-	3.60%	7.94%	11.83%	N/A	N/A	
Meezan Strategic Allocation Fund (Meezan Capital Preservation Plan III) (19-12-2017)	AL MEEZAN	-	-	-	-	-	-	-	-	0.19%	2.21%	-0.69%	1.70%	1.70%	
Meezan Strategic Allocation Fund II (Meezan Capital Preservation Plan IV) (05-03-2018)	AL MEEZAN	-	-	-	-	-	-	-	-	-0.40%	0.65%	2.30%	2.55%	N/A	
Meezan Strategic Allocation Fund II (Meezan Capital Preservation Plan V) (04-05-2018)	AL MEEZAN	-	-	-	-	-	-	-	-	0.06%	0.17%	3.11%	3.35%	N/A	
Meezan Strategic Allocation Fund II (Meezan Capital Preservation Plan VI) (10-07-2018)	AL MEEZAN	-	-	-	-	-	-	-	-	-0.08%	0.43%	0.35%	N/A	N/A	
Meezan Strategic Allocation Fund II (Meezan Capital Preservation Plan VII) (26-09-2018)	AL MEEZAN	-	-	-	-	-	-	-	-	0.08%	0.34%	0.42%	N/A	N/A	
Meezan Strategic Allocation Fund II (Meezan Capital Preservation Plan VIII) (14-12-2018)	AL MEEZAN	-	-	-	-	-	-	-	-	-2.00%	0.81%	-1.20%	N/A	N/A	
Meezan Strategic Allocation Fund III (Meezan Capital Preservation Plan IX) (14-05-2019)	AL MEEZAN	-	-	-	-	-	-	-	-	-3.55%	5.40%	1.66%	N/A	N/A	
Faysal Islamic Financial Planning Fund (Faysal Sharia Capital Preservation Plan III) (30-03-2020)	FAML	-	-	-	-	-	-	-	-	-	-	1.88%	1.88%	N/A	
Faysal Sharia Planning Fund (Faysal Sharia Capital Preservation Plan II) (27-09-2019)	FAML	-	-	-	-	-	-	-	-	-	-	3.28%	3.28%	N/A	
Faysal Sharia Planning Fund (Faysal Sharia Capital Preservation Plan I) (09-07-2019)	FAML	-	-	-	-	-	-	-	-	-	-	5.39%	5.39%	N/A	
HBL Islamic Financial Planning Fund (Islamic Capital Preservation) (02-10-2018)	HBLAML	-	-	-	-	-	-	-	-	-	-	-0.52%	12.50%	11.92%	
JS Islamic Hybrid Fund of Funds II (JS Islamic Capital Preservation Allocation Plan I) (22-01-2018)	JSIL	-	-	-	-	-	-	-	-	0.23%	5.78%	(matured)	-	-	
JS Islamic Hybrid Fund of Funds II (JS Islamic Capital Preservation Allocation Plan II) (17-04-2018)	JSIL	-	-	-	-	-	-	-	-	-0.20%	5.73%	(matured)	-	-	
JS Islamic Hybrid Fund of Funds II (JS Islamic Capital Preservation Allocation Plan III) (01-08-2018)	JSIL	-	-	-	-	-	-	-	-	-	-	6.04%	-1.83%	4.10%	
JS Islamic Hybrid Fund of Funds II (JS Islamic Capital Preservation Allocation Plan IV) (22-10-2018)	JSIL	-	-	-	-	-	-	-	-	-	-	5.73%	-4.24%	1.25%	
JS Islamic Hybrid Fund of Funds II (JS Islamic Capital Preservation Allocation Plan V) (01-02-2019)	JSIL	-	-	-	-	-	-	-	-	-	-	2.95%	-7.05%	-4.31%	
JS Islamic Hybrid Fund of Funds III (JS Islamic Capital Preservation Allocation Plan VI) (25-04-2019)	JSIL	-	-	-	-	-	-	-	-	-	-	0.32%	-8.33%	-8.04%	
JS Islamic Hybrid Fund of Funds III (JS Islamic Capital Preservation Allocation Plan VII) (15-07-2019)	JSIL	-	-	-	-	-	-	-	-	-	-	-	-8.40%	-8.40%	
JS Islamic Hybrid Fund of Funds III (JS Islamic Capital Preservation Allocation Plan VIII) (27-12-2019)	JSIL	-	-	-	-	-	-	-	-	-	-	-	-13.32%	-13.32%	
JS Islamic Hybrid Fund of Funds III (JS Islamic Capital Preservation Allocation Plan IX) (17-02-2020)	JSIL	-	-	-	-	-	-	-	-	-	-	-	1.87%	1.87%	
NAFA Islamic Capital Preservation Plan I (28-02-2018)	NBP Funds	-	-	-	-	-	-	-	-	0.37%	1.83%	6.65%	9.00%	9.00%	
NAFA Islamic Capital Preservation Plan II (27-04-2018)	NBP Funds	-	-	-	-	-	-	-	-	0.58%	0.11%	5.74%	6.46%	6.46%	



# Ten years at a Glance - Returns

Fund Name	AMC Name	2011	2012	2013	2014	2015	2016	2017	2018	2019	2020	10 years (or Since inception for lesser period)	5 years	3 years
NAFA Islamic Capital Preservation Plan III (22-06-2018)	NBP Funds	-	-	-	-	-	-	-	0.10%	0.02%	4.49%	4.61%	N/A	4.61%
NAFA Islamic Capital Preservation Plan IV (14-09-2018)	NBP Funds	-	-	-	-	-	-	-	-1.30%	3.73%	2.38%	N/A	N/A	N/A
NBP Islamic Capital Preservation Plan V (18-12-2018)	NBP Funds	-	-	-	-	-	-	-	-1.90%	3.11%	1.15%	N/A	N/A	N/A
Al Ameen Islamic Active Principal Preservation Plan I (20-03-2018)	UBLFML	-	-	-	-	-	-	-	0.44%	3.61%	2.06%	6.21%	N/A	6.21%
Al Ameen Islamic Active Principal Preservation Plan II (28-05-2018)	UBLFML	-	-	-	-	-	-	-	0.64%	3.35%	1.51%	5.58%	N/A	5.58%
Al Ameen Islamic Active Principal Preservation Plan III (25-08-2018)	UBLFML	-	-	-	-	-	-	-	2.20%	3.25%	5.52%	N/A	N/A	N/A
Al Ameen Islamic Active Principal Preservation Plan IV (18-12-2018)	UBLFML	-	-	-	-	-	-	-	1.80%	10.35%	12.33%	N/A	N/A	N/A

## Shariah Compliant Aggressive Fixed Income

Al Ameen Islamic Aggressive Income Fund (20-10-2007)	UBLFML	-4.00%	6.14%	6.91%	14.36%	8.26%	7.06%	4.81%	3.49%	6.52%	8.45%	80.91%	34.15%	19.55%
Al Ameen Islamic Aggressive Income Plan I (16-04-2020)	UBLFML	-	-	-	-	-	-	-	-	-	12.12%	12.12%	N/A	N/A

## Shariah Compliant Balanced

Meezan Balanced Fund (20-12-2004)	AL MEEZAN	25.37%	16.81%	31.75%	19.66%	15.90%	12.07%	14.86%	-8.93%	-12.80%	8.12%	195.72%	10.52%	-14.14%
-----------------------------------	-----------	--------	--------	--------	--------	--------	--------	--------	--------	---------	-------	---------	--------	---------

## Shariah Compliant Asset Allocation

ABL Islamic Asset Allocation Fund (31-05-2018)	ABL AMC	-	-	-	-	-	-	-	0.08%	-1.10%	6.86%	5.76%	N/A	5.76%
Alfalsh GHP Islamic Value Fund (12-10-2017)	AGIML	-	-	-	-	-	-	-	0.53%	-10.79%	-0.36%	-10.65%	N/A	-10.65%
Meezan Asset Allocation Fund (18-04-2016)	AL MEEZAN	-	-	-	-	-	2.77%	18.10%	-12.50%	-20.43%	6.61%	-9.90%	-9.90%	-25.77%
Faysal Islamic Asset Allocation Fund (09-09-2015)	FAML	-	-	-	-	-	-4.02%	23.04%	-19.77%	-19.46%	10.89%	-15.38%	-15.38%	-28.35%
HBL Islamic Asset Allocation Fund (11-01-2016)	HBLAML	-	-	-	-	-	3.35%	9.83%	-0.78%	-1.15%	6.42%	18.48%	18.48%	4.38%
Lakson Islamic Tactical Fund (10-10-2011)	LI	-	6.23%	5.46%	6.40%	4.96%	4.42%	8.99%	-7.71%	-12.19%	7.26%	23.77%	-1.07%	-13.07%
Alhamra Islamic Asset Allocation Fund (Formerly: Pak Intl. Element Islamic Asset Allocation Fund) (02-05-2006)	MCBAH	15.08%	15.64%	28.41%	18.86%	35.64%	5.09%	27.74%	-4.06%	-8.89%	-0.79%	220.78%	16.43%	-13.27%
NBP Islamic Sarmaya Izafa Fund (29-10-2007)	NBP Funds	28.44%	13.26%	36.29%	22.23%	33.77%	13.10%	20.31%	-8.66%	-11.42%	8.57%	287.51%	19.53%	-12.16%
NBP Islamic Regular Income Fund (01-11-2018)	NBP Funds	-	-	-	-	-	-	-	-	-17.20%	7.58%	-10.92%	N/A	N/A
Askari Islamic Asset Allocation Fund (18-09-2009)	POAMCL	11.77%	10.30%	30.80%	12.53%	11.93%	-2.82%	13.08%	-20.00%	-16.06%	(matured)			
Pak Oman Islamic Asset Allocation Fund (30-10-2008)	POAMCL	22.73%	11.79%	20.39%	17.32%	15.61%	10.37%	17.34%	-21.38%	-14.23%	-0.75%	94.18%	-13.33%	-33.07%
Al Ameen Islamic Asset Allocation Fund (11-12-2013)	UBLFML	-	-	5.26%	17.98%	9.15%	14.60%	-1.33%	-4.16%	9.79%	61.28%	29.87%	3.82%	
Dawood Islamic Fund (14-07-2007)	786 IL	13.45%	-7.66%	-	-	-	-	-	10.60%	-11.73%	-10.54%	(merged)		

## Shariah Compliant Fund of Funds

Atlas Islamic Fund of Funds (Atlas Aggressive Allocation Islamic Plan) (07-01-2019)	AAML	-	-	-	-	-	-	-	-	-11.22%	10.04%	-2.30%	N/A	N/A
Atlas Islamic Fund of Funds (Atlas Conservative Allocation Islamic Plan) (07-01-2019)	AAML	-	-	-	-	-	-	-	-	-0.94%	12.02%	10.96%	N/A	N/A
Atlas Islamic Fund of Funds (Atlas Moderate Allocation Islamic Plan) (07-01-2019)	AAML	-	-	-	-	-	-	-	-	-6.91%	10.95%	3.28%	N/A	N/A
ABL Islamic Financial Planning Fund (Active Allocation Plan) (22-12-2015)	ABL AMC	-	-	-	-	-	3.53%	18.26%	-10.92%	-7.58%	-2.57%	-1.78%	-1.78%	-19.79%
ABL Islamic Financial Planning Fund (Aggressive Allocation Plan) (22-12-2015)	ABL AMC	-	-	-	-	-	6.46%	21.85%	-10.64%	-7.86%	0.05%	6.87%	6.87%	-17.62%
ABL Islamic Financial Planning Fund (Conservative Allocation Plan) (22-12-2015)	ABL AMC	-	-	-	-	-	3.52%	10.08%	-0.67%	1.35%	5.92%	21.51%	21.51%	6.62%
ABL Islamic Financial Planning Fund (Strategic Allocation Plan) (31-03-2016)	ABL AMC	-	-	-	-	-	1.69%	12.18%	-7.64%	-1.87%	0.60%	4.03%	4.03%	-8.81%
ABL Islamic Financial Planning Fund (Strategic Allocation Plan II) (09-09-2016)	ABL AMC	-	-	-	-	-	-	1.22%	-7.18%	-3.63%	(matured)			
ABL Islamic Financial Planning Fund (Strategic Allocation Plan III) (03-03-2017)	ABL AMC	-	-	-	-	-	-	0.34%	-1.72%	-0.57%	2.57%	0.57%	N/A	0.24%
ABL Islamic Financial Planning Fund (Strategic Allocation Plan IV) (18-09-2017)	ABL AMC	-	-	-	-	-	-	-	1.80%	-0.77%	(matured)			
Alfalsh GHP Islamic Prosperity Planning Fund (Alfalsh GHP Islamic Moderate Allocation Plan) (11-06-2016)	AGIML	-	-	-	-	-	-0.86%	14.72%	-8.05%	4.94%	5.94%	16.27%	16.27%	2.23%
Alfalsh GHP Islamic Prosperity Planning Fund (Alfalsh GHP Islamic Active Allocation Plan II) (01-11-2016)	AGIML	-	-	-	-	-	-	7.29%	-8.36%	-1.93%	1.26%	-2.36%	N/A	-9.00%
Alfalsh GHP Islamic Prosperity Planning Fund (Alfalsh GHP Islamic Active Allocation Plan III) (24-06-2017)	AGIML	-	-	-	-	-	-	-0.31%	-4.44%	-2.41%	1.12%	-5.98%	N/A	-5.69%
Alfalsh GHP Islamic Prosperity Planning Fund (Alfalsh GHP Islamic Active Allocation Plan I) (11-06-2016)	AGIML	-	-	-	-	-	0.10%	7.80%	0.51%	3.18%	9.04%	22.02%	22.02%	13.08%
Meezan Financial Planning Fund of Funds (Aggressive) (12-04-2013)	AL MEEZAN	-	8.96%	22.10%	16.46%	13.28%	16.93%	-11.96%	-17.20%	6.86%	59.87%	3.19%	22.10%	
Meezan Financial Planning Fund of Funds (Conservative) (12-04-2013)	AL MEEZAN	-	3.72%	12.61%	10.04%	8.72%	9.75%	-1.60%	-1.00%	10.99%	65.81%	29.01%	8.12%	
Meezan Financial Planning Fund of Funds (Moderate) (12-04-2013)	AL MEEZAN	-	6.50%	17.33%	13.56%	11.28%	13.34%	-6.81%	-9.15%	10.15%	66.91%	17.62%	-6.74%	
Meezan Financial Planning Fund of Funds (MAAP I) (09-07-2015)	AL MEEZAN	-	-	-	-	-	11.66%	18.82%	-6.10%	-18.53%	5.63%	7.21%	7.21%	-19.19%
Meezan Strategic Allocation Fund (MSAP I) (19-10-2016)	AL MEEZAN	-	-	-	-	-	-	8.86%	-12.77%	-17.12%	7.93%	-15.06%	N/A	-21.97%
Meezan Strategic Allocation Fund (MSAP II) (22-12-2016)	AL MEEZAN	-	-	-	-	-	-	-1.24%	-12.83%	16.36%	7.04%	22.92%	N/A	21.95%
Meezan Strategic Allocation Fund (MSAP III) (20-02-2017)	AL MEEZAN	-	-	-	-	-	-	-3.32%	-13.09%	-16.51%	7.25%	-24.76%	N/A	-22.18%
Meezan Strategic Allocation Fund (MSAP IV) (24-04-2017)	AL MEEZAN	-	-	-	-	-	-	-3.00%	-11.92%	-16.54%	7.42%	-23.40%	N/A	-21.04%
Meezan Strategic Allocation Fund (MSAP V) (17-08-2017)	AL MEEZAN	-	-	-	-	-	-	-	-2.52%	-16.31%	7.06%	-12.66%	N/A	-12.66%
HBL Islamic Financial Planning Fund (Active Allocation Plan) (19-06-2017)	HBLAML	-	-	-	-	-	-	0.17%	0.40%	-7.06%	6.21%	-0.72%	N/A	-0.89%
HBL Islamic Financial Planning Fund (Conservative Allocation Plan) (19-06-2017)	HBLAML	-	-	-	-	-	-	0.34%	1.40%	2.07%	9.86%	14.08%	N/A	13.70%
HBL Islamic Financial Planning Fund (Strategic Allocation Plan) (19-06-2017)	HBLAML	-	-	-	-	-	-	0.51%	1.36%	-0.71%	(matured)			
JS Islamic Hybrid Fund of Funds (JS Islamic Active Allocation Plan I) (21-09-2017)	JSIL	-	-	-	-	-	-	-	-0.33%	5.48%	(matured)			
JS Islamic Hybrid Fund of Funds II (JS Islamic Active Allocation Plan II) (23-10-2017)	JSIL	-	-	-	-	-	-	-	-1.96%	5.00%	(matured)			
JS Islamic Hybrid Fund of Funds (Mufeed) (07-06-2017)	JSIL	-	-	-	-	-	-	-2.08%	-18.01%	-9.23%	-45.44%	-60.24%	N/A	-59.40%
JS Islamic Hybrid Fund of Funds (Munafa) (07-06-2017)	JSIL	-	-	-	-	-	-	-2.14%	-18.34%	-17.69%	(matured)			
JS Islamic Hybrid Fund of Funds (Mustahkem) (07-06-2017)	JSIL	-	-	-	-	-	-	-0.72%	-2.56%	9.52%	-34.57%	-30.68%	N/A	-30.18%
JS Islamic Hybrid Fund of Funds (Mustanad) (07-06-2017)	JSIL	-	-	-	-	-	-	0.19%	6.47%	20.67%	-36.43%	-18.17%	N/A	-18.33%
JS Islamic Hybrid Fund of Funds (Mutanasib) (07-06-2017)	JSIL	-	-	-	-	-	-	-1.62%	-17.21%	1.74%	-23.90%	-36.94%	N/A	-35.90%
Alhamra Islamic Active Allocation Fund (29-12-2016)	MCBAH	-	-	-	-	-	-	0.82%	-6.84%	-4.26%	6.40%	-4.33%	N/A	-5.11%
Alhamra Islamic Active Allocation Fund II (16-06-2017)	MCBAH	-	-	-	-	-	-	0.19%	-0.43%	-5.54%	11.77%	5.32%	N/A	5.13%
NAFA Islamic Active Allocation Plan I (18-01-2016)	NBP Funds	-	-	-	-	-	10.73%	24.26%	-11.97%	-9.51%	16.03%	27.17%	27.17%	-4.58%
NAFA Islamic Active Allocation Plan II (07-03-2016)	NBP Funds	-	-	-	-	-	7.44%	23.65%	-11.13%	-4.06%	3.66%	17.41%	17.41%	-11.62%
NAFA Islamic Active Allocation Plan III (29-06-2016)	NBP Funds	-	-	-	-	-	0.08%	20.00%	8.94%	8.15%	14.60%	15.13%	15.13%	-4.14%
NAFA Islamic Active Allocation Plan IV (01-10-2016)	NBP Funds	-	-	-	-	-	-	12.18%	-9.55%	-9.29%	14.50%	5.39%	N/A	-6.05%
NAFA Islamic Active Allocation Plan V (13-01-2017)	NBP Funds	-	-	-	-	-	-	-1.32%	-9.15%	-9.53%	13.82%	-7.68%	N/A	-6.44%
NAFA Islamic Active Allocation Plan VI (27-05-2017)	NBP Funds	-	-	-	-	-	-	-5.54%	-7.82%	-9.13%	13.47%	-10.23%	N/A	-4.96%
NAFA Islamic Active Allocation Plan VII (30-06-2017)	NBP Funds	-	-	-	-	-	-	-0.02%	-6.49%	-9.31%	7.10%	-9.21%	N/A	-9.19%
NAFA Islamic Active Allocation Plan VIII (03-11-2017)	NBP Funds	-	-	-	-	-	-	0.31%	-4.09%	8.10%	3.99%	N/A	3.99%	
Al Ameen Islamic Active Allocation Plan VI (21-11-2016)	UBLFML	-	-	-	-	-	-	7.90%	-9.53%	-8.53%	(matured)			
Al Ameen Islamic Active Allocation Plan VII (17-02-2017)	UBLFML	-	-	-	-	-	-	-1.91%	-8.10%	-7.62%	(matured)			
Al Ameen Islamic Active Allocation Plan VIII (30-05-2017)	UBLFML	-	-	-	-	-	-	-3.13%	-6.99%	-10.17%	(matured)			
Al Ameen Islamic Active Allocation Plan IX (31-08-2017)	UBLFML	-	-	-	-	-	-	-0.89%	10.17%	14.32%	1.78%	N/A	1.78%	
Al Ameen Islamic Active Allocation Plan X (15-12-2017)	UBLFML	-	-	-	-	-	-	1.66%	-9.53%	8.13%	-0.55%	N/A	-0.55%	
Al Ameen Islamic Active Allocation Plan XI (05-04-2019)	UBLFML	-	-	-	-	-	-	-	-	-5.94%	13.79%	7.03%	N/A	N/A

# Ten years at a Glance - Returns



Fund Name	AMC Name	2011	2012	2013	2014	2015	2016	2017	2018	2019	2020	10 years (or Since inception for lesser period)	5 years	3 years
<b>Shariah Compliant Fund of Funds - Income</b>														
Atlas Islamic Fund of Funds (Atlas Islamic Dividend Plan) (14-02-2020)	AAML	-	-	-	-	-	-	-	-	-	7.28%	7.28%	N/A	N/A
<b>Shariah Compliant Index Tracker</b>														
KSE Meezan Index Fund (28-05-2012)	AL MEEZAN	-	-2.34%	49.64%	26.49%	17.06%	13.32%	15.89%	-11.19%	-25.07%	0.88%	90.79%	-11.83%	-32.86%
<b>Shariah Compliant Commodities</b>														
Meezan Gold Fund (13-08-2015)	AL MEEZAN	-	-	-	-	-	10.59%	-7.21%	11.99%	30.43%	23.54%	85.19%	85.19%	80.46%
<b>Exchange Traded Funds</b>														
NIT Pakistan Gateway Exchange Traded Fund (21-03-2020)	NITL	-	-	-	-	-	-	-	-	-	7.21%	7.21%	N/A	N/A
UBL Pakistan Enterprise Exchange Traded Fund (24-03-2020)	UBLFML	-	-	-	-	-	-	-	-	-	6.20%	6.20%	N/A	N/A
<b>Conventional Voluntary Pension Schemes</b>														
Atlas Pension Fund (27-06-2007)	AAML	29.73%	16.72%	52.48%	35.30%	21.13%	4.50%	28.72%	-2.97%	-17.21%	6.44%	335.14%	15.00%	-14.50%
Debt		9.64%	10.16%	8.47%	7.83%	13.03%	7.88%	5.24%	4.96%	7.17%	19.07%	142.78%	52.05%	33.93%
Money Market		10.80%	10.35%	8.15%	7.59%	7.93%	5.74%	5.53%	5.36%	8.64%	12.40%	120.43%	43.55%	28.65%
ABL Pension Fund (20-08-2014)	ABL AMC	-	-	-	-	28.79%	10.56%	-11.98%	-16.26%	-19.15%	-0.20%	6.14%	-17.59%	32.43%
Debt		-	-	-	-	20.92%	12.14%	1.26%	3.72%	7.28%	15.54%	98.77%	64.38%	28.56%
Money Market		-	-	-	-	6.14%	4.15%	1.68%	3.85%	7.49%	11.95%	52.08%	43.28%	24.97%
Alfalah GHP Pension Fund (08-11-2016)	AGIML	-	-	-	-	-	-	-6.16%	-12.31%	-18.59%	-2.88%	-34.93%	N/A	-30.66%
Debt		-	-	-	-	-	-	2.86%	3.61%	6.75%	11.83%	27.23%	N/A	23.69%
Money Market		-	-	-	-	-	-	2.95%	3.65%	6.61%	10.97%	26.23%	N/A	22.62%
HBL Pension Fund (15-12-2011)	HBLAML	-	22.44%	45.43%	25.56%	31.58%	8.96%	27.33%	-10.24%	-13.94%	2.89%	224.38%	10.27%	-20.52%
Debt		-	8.05%	8.91%	7.44%	11.01%	8.04%	4.37%	3.99%	7.79%	19.69%	112.33%	51.29%	34.17%
Money Market		-	8.36%	7.92%	7.13%	6.88%	4.15%	4.50%	4.38%	7.78%	11.86%	83.38%	36.96%	25.85%
JS Pension Savings Fund (25-06-2007)	JSIL	28.65%	17.09%	78.21%	61.51%	22.91%	3.35%	41.25%	-15.88%	-22.05%	-3.93%	390.12%	-8.03%	-37.00%
Debt		11.39%	11.15%	11.42%	4.36%	10.75%	5.29%	4.63%	4.38%	8.04%	13.53%	124.88%	41.05%	28.04%
Money Market		11.36%	10.72%	11.34%	6.91%	6.69%	4.10%	4.42%	4.09%	8.64%	12.75%	117.01%	38.60%	27.51%
Pakistan Pension Fund (29-06-2007)	MCBAH	23.18%	15.06%	55.71%	49.60%	37.95%	10.77%	35.72%	-9.43%	-15.54%	1.94%	433.89%	17.23%	-22.02%
Debt		10.28%	10.91%	10.08%	7.16%	16.85%	7.35%	4.31%	4.31%	7.41%	15.86%	145.06%	45.35%	29.80%
Money Market		10.63%	10.32%	8.17%	7.20%	7.17%	4.40%	4.30%	4.39%	7.89%	12.03%	108.39%	37.39%	26.17%
NAFA Pension Fund (02-07-2013)	NBP Funds	-	-	-	39.04%	49.64%	14.82%	37.34%	-7.39%	-17.60%	4.28%	161.10%	25.49%	-20.42%
Debt		-	-	-	8.19%	17.28%	5.54%	4.41%	4.34%	6.93%	19.70%	86.71%	47.15%	33.54%
Money Market		-	-	-	7.59%	7.75%	4.85%	4.36%	4.38%	8.06%	11.94%	60.16%	38.15%	26.26%
NIT Pension Fund (19-06-2015)	NITL	-	-	-	-	0.19%	1.22%	19.04%	-16.14%	-18.99%	-0.36%	-18.28%	-18.43%	-32.31%
Debt		-	-	-	-	6.64%	3.90%	4.48%	4.96%	8.58%	23.26%	62.62%	52.50%	40.47%
Money Market		-	-	-	-	6.64%	3.87%	4.17%	4.94%	8.59%	12.30%	47.66%	38.47%	27.97%
Commodities / Gold		-	-	-	-	0.20%	10.05%	-1.70%	4.88%	12.56%	26.19%	61.48%	61.16%	48.98%
UBL Retirement Savings Fund (19-05-2010)	UBLFML	26.50%	11.56%	66.42%	39.90%	47.71%	20.33%	30.10%	-12.39%	-17.61%	7.93%	491.96%	21.97%	-22.09%
Debt		11.25%	10.87%	9.90%	7.80%	19.42%	12.29%	4.36%	4.63%	7.57%	14.75%	164.12%	51.35%	29.16%
Money Market		10.85%	10.35%	8.52%	7.19%	7.27%	4.60%	4.55%	4.38%	7.86%	11.47%	109.47%	37.24%	25.49%
Commodities / Gold		-	-	-	3.18%	-2.83%	13.77%	-1.05%	1.17%	8.63%	25.65%	55.88%	55.46%	38.09%
<b>Shariah Compliant Voluntary Pension Schemes</b>														
Atlas Islamic Pension Fund (15-09-2007)	AAML	39.45%	30.05%	49.02%	24.88%	24.32%	4.99%	28.29%	-9.54%	-19.14%	8.38%	348.03%	6.78%	-20.72%
Islamic Equity		5.75%	6.98%	7.79%	8.04%	5.53%	4.23%	5.39%	3.58%	7.30%	9.90%	86.56%	34.18%	22.15%
Islamic Debt		9.79%	9.61%	7.12%	7.67%	5.97%	4.21%	4.88%	4.02%	7.57%	9.81%	97.54%	34.29%	22.87%
Islamic Money Market		-	-	-	-	30.84%	11.31%	28.01%	-11.98%	-19.97%	0.36%	31.81%	0.74%	-29.30%
ABL Islamic Pension Fund (20-08-2014)	ABL AMC	-	-	-	-	6.56%	3.52%	4.52%	1.26%	3.46%	7.97%	30.40%	22.38%	13.10%
Islamic Debt		-	-	-	-	6.31%	2.24%	3.22%	1.68%	3.51%	7.11%	26.48%	18.97%	12.74%
Islamic Money Market		-	-	-	-	-	-	-	-	-	-	-	-	-
Alfalah GHP Islamic Pension Fund (08-11-2016)	AGIML	-	-	-	-	-	-	-2.75%	-13.45%	-18.70%	2.91%	-29.58%	N/A	-27.58%
Islamic Equity		-	-	-	-	-	-	2.73%	1.51%	4.14%	8.20%	17.49%	N/A	14.37%
Islamic Debt		-	-	-	-	-	-	2.21%	2.52%	3.37%	7.44%	16.39%	N/A	13.87%
Islamic Money Market		-	-	-	-	-	-	-	-	-	-	-	-	-
Meezan Tahaffuz Pension Fund (28-06-2007)	AL MEEZAN	36.01%	16.79%	53.95%	32.45%	26.57%	18.07%	20.40%	-16.46%	-23.69%	5.98%	293.67%	-3.97%	-32.44%
Islamic Equity		10.87%	9.49%	8.21%	7.74%	6.43%	4.48%	4.94%	2.76%	7.07%	10.90%	101.51%	33.79%	22.02%
Islamic Debt		10.73%	10.97%	7.71%	7.67%	6.87%	4.02%	4.40%	2.87%	7.32%	9.83%	100.54%	31.68%	21.26%
Islamic Money Market		-	-	-	-	-	-	-	-	-	-	-	-	-
Islamic Commodities / Gold		-	-	-	-	-	-	-9.41%	12.12%	28.46%	21.39%	58.39%	N/A	74.84%
HBL Islamic Pension Fund (15-12-2011)	HBLAML	-	19.93%	50.30%	44.41%	25.92%	5.56%	27.56%	-12.02%	-16.60%	6.05%	243.40%	4.77%	-22.19%
Islamic Equity		-	6.95%	8.67%	7.04%	4.97%	3.23%	5.06%	2.89%	7.36%	7.38%	67.99%	28.64%	18.61%
Islamic Debt		-	7.91%	7.70%	6.08%	5.28%	2.82%	4.15%	3.41%	6.73%	8.06%	65.76%	27.72%	19.27%
Islamic Money Market		-	-	-	-	-	-	-	-	-	-	-	-	-
JS Islamic Pension Savings Fund (17-03-2008)	JSIL	40.70%	18.29%	55.70%	49.02%	32.03%	4.13%	38.01%	-20.95%	-22.11%	4.36%	370.82%	-7.66%	-35.74%
Islamic Equity		12.39%	10.03%	7.86%	6.76%	3.90%	3.91%	5.17%	2.27%	7.90%	9.16%	94.77%	31.64%	20.45%
Islamic Debt		7.74%	9.68%	6.56%	6.64%	5.32%	2.41%	3.85%	2.75%	7.94%	10.09%	83.64%	29.84%	22.09%
Islamic Money Market		-	-	-	-	-	-	-	-	-	-	-	-	-
Alhama Islamic Pension Fund (Formerly: Pakistan Islamic Pension Fund) (15-11-2007)	MCBAH	21.31%	24.72%	41.84%	42.10%	39.53%	14.84%	33.21%	-12.16%	-18.97%	12.12%	419.40%	22.08%	-20.20%
Islamic Equity		8.83%	8.43%	6.82%	8.22%	4.76%	4.04%	4.46%	2.99%	5.33%	9.04%	83.69%	28.53%	18.28%
Islamic Debt		6.37%	8.36%	7.70%	6.86%	4.80%	2.36%	3.78%	3.34%	6.63%	8.61%	76.76%	27.13%	19.68%
Islamic Money Market		-	-	-	36.31%	51.50%	16.85%	35.78%	-10.54%	-18.20%	7.73%	158.33%	25.09%	-21.16%
NAFA Islamic Pension Fund (02-07-2013)	NBP Funds	-	-	-	8.19%	5.60%	3.77%	3.94%	2.77%	6.14%	9.42%	47.09%	28.74%	19.36%
Islamic Equity		-	-	-	7.53%	6.15%	3.92%	3.82%	3.56%	7.54%	9.84%	50.64%	31.97%	22.33%
Islamic Debt		-	-	-	-	-	-	-	-	-	-	-	-	-
Islamic Money Market		-	-	-	-	0.04%	6.67%	24.07%	-19.51%	-22.91%	5.20%	-13.58%	-13.61%	-34.72%
NIT Islamic Pension Fund (19-06-2015)	NITL	-	-	-	-	3.55%	3.06%	4.59%	3.24%	7.14%	7.66%	32.92%	28.36%	19.08%
Islamic Equity		-	-	-	-	3.58%	2.79%	3.52%	3.72%	7.26%	9.09%	33.75%	29.13%	21.35%
Islamic Debt		-	-	-	-	-	-	-	-	-	-	-	-	-
Islamic Money Market		-	-	-	-	-	-	-	-	-	-	-	-	-
Al Ameen Islamic Retirement Savings Fund (19-05-2010)	UBLFML	31.55%	14.20%	55.55%	41.13%	45.54%	19.05%	30.45%	-14.07%	-17.89%	11.49%	486.42%	22.17%	-21.33%
Islamic Equity		8.85%	9.81%	8.13%	7.48%	5.49%	3.39%	4.54%	2.78%	7.17%	9.00%	90.19%	29.79%	20.07%
Islamic Debt		7.66%	8.89%	7.79%	6.56%	5.69%	3.13%	4.03%	3.32%	7.16%	9.30%	84.78%	29.84%	21.02%
Islamic Money Market		-	-	-	-	-	-	-	-	-	-	-	-	-